

Better Homes and Gardens®

WOOD

TOY CONTEST
\$32,963 in Prizes!
See Rules on Page 16

THE #1 MAGAZINE FOR HOME WOODWORKERS

DECEMBER 1989 • ISSUE NO. 32
Display until December 19

SMART BUYS IN TABLESAWS

Shop Tested

HOW TO MAKE TAMBOUR


TOXIC WOOD A SENSITIVE SHOP ISSUE

Bonus Feature

HOW TO SHOP FOR BANDSAW BLADES

GIFT SAMPLER

Oak wall mirror
Book bookends
Tabletop easel
Recipe-card holder
Classic biplane
Carved angel



**WRAP UP THIS
ROLLTOP DESK
FOR SOMEONE
SPECIAL**

See page 44





IT'S 200 BUCKS. EITHER WAY YOU LOOK AT IT.

Okay, here's the deal.

Get to your participating Delta distributor between now and December 31, 1989 and cut the best deal you can on any Delta Unisaw® 10" Tilting Arbor Saw or any Two-Speed Heavy Duty Wood Shaper, and you've automatically got an extra \$200 to apply toward any Delta product. On the spot.

Spend it on Delta accessories or another Delta machine. Even put it against the one you just bought.

The Delta Unisaw set the specs for general purpose table saws over fifty years ago. It's the one the old timers swear by. The one you work your way up to. Whether you choose a model with the Jet-Lock, Micro-Set® rip fence or the ultimate Unisaw with our Unifence® saw guide, you're getting a precision work horse.

Our Heavy Duty Shaper with its 7,000 and 10,000 RPM spindle speeds is the one that shaped the industry. You can choose between a model with 1/2" and 3/4" standard equipment spindles or step-up to our 5HP, 1" solid spindle model.

Any way you look at it, you've got an extra \$200 to spend. And an extra measure of quality. Delta quality. Call toll-free for the name of your participating Delta distributor: Delta International Machinery Corp., 800/438-2486 (In PA, 800/438-2487).

Offer good only on purchases from participating distributors in the continental U.S., Alaska and Hawaii from Sept. 1 thru Dec. 31, 1989.



Building
On Tradition
DELTA
A Pentair Company



JOINTER
12" planing width 13-3/4 x 72" precision ground cast iron table 3HP motor. JT-0012...\$1795

**INDUSTRIAL
PLANER**

7 5/6" max thickness,
1/4" max cut,
3 knives, return roller,
mag. switch.
3 HP, 20" max width
WP-1120...\$1855
5 HP, 24" max width
WP-1124...\$2655



**TILTING ARBOR
TABLE SAW**
Cast aluminum guide rail
.Quick lock fence.
3HP Motor 2Belt drive
HTS0012A. \$825
3HP Motor 3Belt drive
TS-1010...\$1195



TRUE VALUE & TRUE QUALITY



LOBO POWER TOOLS

9034 Bermudez Street, Box 456
Pico Rivera CA. 90660
(213)949-3747

In Canada:
Unit 3, 2375 Alpha Ave, Burnaby, B.C
Canada V5C 5L2 (604) 299-0911
All F.O.B. Pico Rivera, CA

*Offering a complete line of fine
quality tools including...*

- ✓JOINTERS ✓LATHES
- ✓MORTISERS ✓PLANERS
- ✓SANDERS ✓SAWS ✓& more!

Featuring:



POWER FEEDER

1HP, 8 Speed, F/R
Two Year Warranty!
CT-280F...\$990
1/4 HP
SK-321FD...\$390
**30 Days
FREE TRIAL!**

**WIDE BELT
SANDER**

3 precision bal. contact
drums..Full pow. drive
sanding & auto infeed.
Computerized adj.table.
24" working width
A-2548...\$6150
36" working width
A-3760...\$8995



**STROKE
BELT
SANDER**

60"x21-1/4" sliding table, 6" sanding belt width, 2 HP
SK-1500BS...\$1295
80" x 21-1/4 sliding table, 6" sanding belt width, 3 HP
SK-2100BS...\$1599



DRUM SANDER

Double drums.Dust
chute. 1/4 HP feeding
15" 3 HP
SK-15DS...\$1795
20" 3 HP
SK-20DS...\$1975
25" 5 HP
SK-25DS...\$2355

SPINDLE SHAPER

1" and 3/4" Spindle 3HP
28"x30" table F/R Switch
SK-30SPA. \$799
SLIDING TABLE
SK-35ST...\$199



20" OVERARM ROUTER

7" chuck to table, 20" throat,
3HP, 4" spindle travel,
18"x24" table
RT-20.....\$1990



HOLLOW CHISEL MORTISER

16"x21" table, 6" spindle travel, 2hp, chisel
holder, fence & clamp
CM-0021.....\$1195



EDGE SANDER

6" x 132" belt, 45° table tilt, 12"x60" table
EG-132.....\$1190

Ask about our



ROLLER FEEDER

1 phase
SK-301FD.....\$695
3 phase, forward & reverse,
4 speed. 1 hp
SK-303FD.....\$659



**3/4" & 1/2"
SPINDLE
SHAPER**

20"x 18" table,
2 speed, forward
& reverse
SP-3400....\$499

**TILTING
SPINDLE
SHAPER**

1" & 3/4" spindle,
45° tilting,
28 1/2"x 27" table
forward & reverse
SP-100T....\$1190



**18" BAND SAW 2HP,
MBS-018...\$895**

**DUST
COLLECTOR**

1HP Motor
UFO-90.....\$199
2HP Motor
UFO-101....\$339
3HP Motor
UFO-102B..\$465



Buy now **before price increase**

Write or call now for
FREE BROCHURE



Or
\$3 Catalog
(\$5 refunded with order)
NEW! VIDEO CATALOG \$10
Refunded with (\$500) order
One year free parts warranty
**We specialize in
customer satisfaction**

WOODWORKER'S CATALOG

There are over 4,000 money saving reasons why woodworkers rely on Constantine.

4,000 woodwork items—to help you Build-Restore-Repair-Refinish! Over 200 different woods ... 150 veneers ... 500 plans ... cabinet hardware ... 96 How-To Books ... 118 carving tools and chisels ... 76 inlay designs ... and lots more for One-Stop, Right-Price Shopping without leaving home!
All in our 116 page, full color catalog—and all yours for only \$1.00!



YES, rush, my 1989

Constantine's Woodworker's Catalog. My \$1.00 is enclosed.

Send To:
CONSTANTINE Est. 1812

2054N Eastchester Road
 Bronx, NY 10461

Name _____

Address _____

City _____

State _____

Zip _____

**TO CALL IT
 A HOBBY DOESN'T
 DO IT
 JUSTICE.**

**1-800-233-7297 (SAWS)
 1-800-626-1802**

DML
 Cutting everything but corners.

Better Homes and Gardens® WOOD®

THE #1 MAGAZINE FOR HOME WOODWORKERS

December 1989 • Vol. 6, No. 6 • Issue No. 32

Editorial/Art Staff

Editor **LARRY CLAYTON**
 Managing Editor **CARL VOSS**
 Art Director **C. L. GATZKE**
 Design Editor **JAMES R. DOWNING**
 Features Editor **PETER J. STEPHANO**
 How-To Editor **MARLEN KEMMET**
 Products/Techniques Editor **BILL KRIER**
 Project Builder **JAMES E. BOELLING**
 Senior Graphic Designer **PERRY A. McFARLIN**
 Administrative Assistant **DARLENE REYNOLDS**
 Business Office Clerk **MARGARET CLOSER**

Technical Consultants: Product Testing **GEORGE GRANSETH**;
 Products That Perform **STEVE OSWALT**; Wood Technology
PAUL L. McCLURE; Collectible Tools **PHILIP WHITBY**

Publisher **JERRY KAPLAN**

Advertising Director **TERRY McINTYRE**

Advertising Representatives **MARK S. JOSEPHSON, NEIL A. ORNE, ERIC VERCH**

Promotion/Research Director **THOMAS R. TROLAND**

Marketing Research Manager **EILEEN SULLIVAN**

Marketing Services Manager **NANCY DALY**

Marketing/Sales Assistant **GRETA FRANKLIN**

Sales Secretary **LORIANN DeCIOPPO**

Circulation Director **CLEM SEVDE**; Circulation Manager **ALAN**

BRUSH; Newsstand Circulation Director **MICHAEL SENIOR**

Production Director **ROBERT C. FURSTENAU**

Editorial Research Director **C. RAY DEATON**

Magazine Group Officers

Group President **JAMES A. AUTRY**

Senior Vice President, Publishing Director **ADOLPH**

AUERBACHER

Group Vice Presidents: Publishing Directors **MYRNA BLYTH,**

BURTON H. BOERSMA, CHRISTOPHER M. LEHMAN;

Controller **MAX RUNCIMAN**; Editorial Director **DORIS EBY;**

Operations **DEAN PIETERS**

Chairman of Executive Committee **E. T. MEREDITH III**

Corporate Officers

Chairman of the Board **ROBERT A. BURNETT**

President and Chief Executive Officer **JACK D. REHM**

Group Presidents: Book **JERAMY LANIGAN**; Broadcasting **PHILIP A.**

JONES; Magazine **JAMES A. AUTRY**; Real Estate **ALLEN SABBAG**

Vice Presidents: Administrative Services **GERALD D. THORNTON**; Cor-

porate Relations **LEO R. ARMATIS**; Finance **JAMES F. STACK**; Gener-


al Counsel and Secretary **THOMAS G. FISHER**; Special Projects **FRED**

STINES; Treasurer **MICHAEL A. SELL**; Controller and Assistant Secre-

tary **LARRY D. HARTSOOK**

Better Homes and Gardens® WOOD® — the magazine for home woodworkers (ISSN-0743-894X) is published bimonthly in February, April, June, August, October, and December by Meredith Corporation, Locust at 17th, Des Moines, IA 50336. Second-class postage paid at Des Moines, Iowa. Better Homes and Gardens trademark registered in Canada and Australia. Marca Registrada en Mexico. ONE-YEAR SUBSCRIPTION PRICES: United States and its possessions, \$18; Canada, \$24; other countries, \$30. POSTMASTER: Send address changes to WOOD, Locust at 17th, Des Moines, IA 50336. December 1989, Vol. 6 No. 6, Issue No. 32. CUSTOMER SERVICE: For service on your magazine subscriptions, including change of address, write to Customer Service Manager **ROBERT AUSTIN**, P.O. Box 10628, Des Moines, IA 50336. Please enclose your address label from a recent issue. If you wish to phone, call toll-free 800-678-2666.

©COPYRIGHT MEREDITH CORPORATION 1989. ALL RIGHTS RESERVED. PRINTED IN U.S.A.



SmartLevel®

the new, electronic hand tool that accurately measures every angle, not just level and plumb

Your old bubble level is a thing of the past, because now you can own a SmartLevel!® More than just a level, SmartLevel is a digital inclinometer that electronically measures *every angle* easily, reliably and accurately—*every time!*

With the push of a button, SmartLevel measures and displays:

- Level or Plumb
- Rise Over Foot of Run (Pitch)
- Degree of Slope
- Percent of Slope

So you can quickly measure roof pitch; drainage, landscape or deck slopes; stairway rise; level and plumb. Plus, because SmartLevel displays *direct measurements*, you *don't have to do any other calculations* to figure pitch or slope.

SmartLevel helps reduce costly re-work

A SmartLevel helps you avoid re-work because—unlike a bubble level—you can always be sure your SmartLevel measures true. Just press the "Reset" button and your SmartLevel is easily recalibrated to reliable accuracy.



Just press the Mode button to directly measure rise over run (pitch) Δ , degree of slope $^\circ$, percent of slope %, or level and plumb with, if you prefer, a simulated bubble (||||). Arrow shows direction to true level/plumb.

Plus, SmartLevel provides an exact digital display of the measurements you make, so there's no guessing. The display



SmartLevel was designed by a team of engineers and experienced carpenters to make it easy to use and to last a long time.

can be read from as far away as 10 feet, overhead or below-shoulder level, in bright or dim light. The display even "flips over" so you can still read it when it's upside-down.

Made of sturdy, high-quality materials for durability

The heart and brains of SmartLevel is a rugged, solid-state sensor sealed inside a weather-resistant polycarbonate module. You can use it alone as a torpedo level or lock it quickly into the hand-holds in our 2-, 4-, or 6-foot rails.

The hand-crafted rails are made of strong, aircraft-grade aluminum, through-bolted to solid teak centers that absorb shock and resist warping. The triangular shape provides a low center of gravity to make SmartLevel more stable than I-beam levels.

100% guaranteed

The best way to see how good a SmartLevel is, is to get your hands on one. It's available exclusively from Wedge Innovations, its manufacturer. And you may return your SmartLevel within 30 days for a full refund if you're not 100% satisfied. But we're sure you'll want to keep it—and it's backed by

a one-year warranty against defects in materials and workmanship.

So order yours today. Then you can stop second-guessing your old bubble level or replacing it year after year. Because you'll have a SmartLevel—the most accurate, versatile and durable "carpenter's level" you'll ever own.

Order by mail, or phone toll-free 1-800-SMARTLEVEL

1-800-762-7853
Please mention code K9WD
Mon.-Fri.: 7:30 AM-5 PM Pacific Time
Sat: 8 AM-2 PM



SmartLevel makes a perfect holiday gift.

SmartLevel Order Form

Mail to: Wedge Innovations, 532 Mercury Dr., Sunnyvale, CA 94086

Description	Item #	Qty.	Price	Total
Sensor Module (fits in any rail)	SM		\$79.95	
2 ft. Rail (without module)	TR2		\$25.00	
4 ft. Rail (without module)	TR4		\$50.00	
6 ft. Rail (without module)	TR6		\$75.00	

Sub total: _____

Calif. residents add local sales tax: _____

Shipping (add \$6.50 for each rail ordered; Alaska & Hawaii \$10 per rail): _____

Total: _____

Payment method: Check VISA MasterCard
Card #: _____ Exp. Date: _____

Authorized card signature: _____

Ship to: (No P.O. boxes please.)
Name: _____

Address: _____

City/State/Zip: _____

Daytime phone (_____) _____

*Mail orders, please allow 2 weeks for delivery. For faster service, credit card orders may be placed by phone. For overnight or second-day delivery service, call Wedge Innovations for delivery charge quote. Foreign orders please write, or FAX to 1-408-739-3353. K9WD



One sensor module will fit interchangeably into any of the 2-, 4-, & 6-ft. rails. The sensor module can also be used alone as a torpedo level.

**NOW!
REDUCE THE
RISK AT YOUR
TABLE SAW**



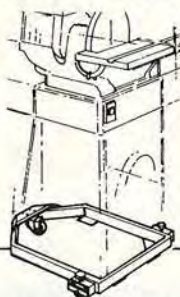
folds down neatly

WITH THE **MOBILE™
NEW SAWING CENTER**

OUTFEED ROLLERS

- safe, accurate sawing
- handle panels with ease
- available in 15" and 37" widths
- dual-position table

AND INCREASE FLOOR SPACE



MOBILE MACHINE BASES

- increase shop working area
- maximize usable floor space
- 3 point base will not rock
- locking wheels
- makes machine so easy to use and store
- over 80 standard models

PLANER STAND WITH ROLLERS

- raises planer to proper working height
- provides machine mobility
- five-fold increase in workpiece support
- storage is a snap



NEW



**ROLLERTABLE
Rock Solid Support**

- adjustable
- portable
- use at any machine

PEDESTAL ROLLER

Discover HTC's many unique products designed only with you, the dedicated woodworker in mind. Find out how you can make your machining safer, increase working area of your shop and accomplish nearly impossible tasks easily, quickly and accurately - **all by yourself!**

CALL TODAY!

HTC PRODUCTS, INC.
120 E. HUDSON S-8
ROYAL OAK, MI 48067
(313) 399-6185



1-800-624-2027 ext. 108

Better Homes and Gardens®

WOOD®

THE #1 MAGAZINE FOR HOME WOODWORKERS

This issue's cover wood grain: beech

DECEMBER 1989

ISSUE NO. 32

WOOD PROFILE

CALIFORNIA LAUREL: CALL ME MYRTLE 37

Although considered a novelty wood by some, turners and other woodworkers prize California laurel—also known as myrtle—for its beauty.

SHOP-TESTED TECHNIQUES

TAMBOUR: BEAUTY AND PRACTICALITY ROLLED INTO ONE 38

Templates, routers, and simplified setups make tambour techniques easier than you've ever imagined. Join us for a shop session on how to showcase your woodworking talents.



NOW YOU CAN BUILD IT
TAMBOUR-TOPPED DESK 44

Once you've mastered tambour construction, try your hand at building our rolltop desk. You'll find lots of usable space beneath the tambour curtain and inside the desk's six drawers.


CRAFTSMAN CLOSE-UP

**WITH MOTHER NATURE AS A PARTNER,
JIM SHIRLEY CREATES IMAGES IN TIME** 52

There's a bit of the scavenger in Jim Shirley. He's a master at gathering weathered wood and then assembling the pieces into intricate murals.

TOOL BUYMANSHIP

**TABLESAWS—HOW TO BUY THE MOST
IMPORTANT WOODWORKING
MACHINE IN YOUR SHOP** 56



You should have seen our testing area after we called in 16 table saws for this article. Now, you can join us as we pass along the information we gleaned while studying these essential woodworking machines.

**WHAT YOU SHOULD KNOW
ABOUT TOXIC WOOD** 74



Perhaps you've left the shop with a stuffy nose or an unusual rash. If so, it's time you found out more about some potential troublemakers.

OUR FEARLESS WOODWORKER GOES
SHOPPING FOR BANDSAW BLADES 78

Bill Krier, our products/techniques editor, introduces a new feature to *WOOD* magazine that should help you when you buy woodworking supplies. On Bill's first shopping trip, he learned one heck of a lot.

HOLIDAY GIFT SAMPLER

CHIP OFF AN OLD CHIPPENDALE WALL MIRROR 80

Our annual gift section opens with a handsome mirror that sparkles with simplicity. We bet someone you know would proudly hang this beauty.



HARDWOOD BOOKENDS 84

Here's a project bound to please bookworms. Best of all, the bookends assemble quickly.



TABLETOP EASEL 86

Artwork and photographs have never looked better than when they're resting on this easel designed by Jim Boelling, our project builder.



ROLLING-PIN RECIPE-CARD HOLDER 89

The cooks on your gift list will appreciate this nifty holder while stirring together favorite recipes.



BARNSTORMING BIPLANE 90

Kids will love this sturdy toy reminiscent of the World War I Curtiss JN-4. It's another winner from our Design-A-Toy™ competition.



CARVE A HOLIDAY ANGEL 94

Ron Mackey shares a versatile pattern for a pin, ornament, or wall hanging.



SHORT-SUBJECT FEATURES

Editor's Angle	6	Products That Perform	28
Talking Back	8	Tool Industry Insider	96
Tips from Your Shop (And Ours)	18	Finishing Touches	124

3-1/2" Economy Shaker Peg	\$15.00 / 100	QTY.	TOTAL
2-1/2" Medium Shaker Peg	\$14.00 / 100		
1-3/4" Mini Shaker Peg	\$ 7.50 / 100		
Large Bean Pot	\$18.00 / 100		
Mini Bean Pot	\$10.00 / 100		

3/4" x 1/8" Hearts	\$ 4.00 / 100
1" x 1/8" Hearts	\$ 4.50 / 100
1-1/4" x 1/8" Hearts	\$ 5.50 / 100
1-1/2" x 1/8" Hearts	\$ 7.00 / 100
1-3/4" x 1/8" Hearts	\$ 9.50 / 100
2" x 1/4" Hearts	\$13.00 / 100

1" Maple Toy Wheels	\$ 6.00 / 100
1-1/4" Maple Toy Wheels	\$ 8.00 / 100
1-1/2" Maple Toy Wheels	\$10.00 / 100
Axle pegs for above wheels	\$ 5.00 / 100
1-1/2" Maple Spindles	\$10.00 / 100
2" Maple Spindles	\$14.00 / 100
3/8" Maple Buttons	\$ 2.00 / 100
1/2" Maple Buttons	\$ 2.00 / 100

Door Harp Parts!

3/4" prebored Door Harp Balls	\$ 9.00 / 100
Tuning pins	\$17.00 / 100
Wire-550 Ft. (.013 diameter)	\$13.00 / roll
Poplar Plywood	
11-3/4" x 11-3/4"	\$ 1.00 / each
Set of 7 Door Harp Plans	\$ 5.00 / set
Door Harp Kit (Builds 3)*	\$15.95 / each
*Balls, Pins, Wire, Wrench, Plywood, Plans	
1" Full Round Balls	\$12.00 / 100
2" Full Round Balls	\$15.00 / 10
3" Full Round Balls	\$ 3.00 each

1-5/8" Sawtooth Hanger	\$ 4.00 / 100
Small picture Hanger	\$ 2.00 / 100
*17 Screw Eye 1/2" long	\$ 2.00 / 100
*14 Screw Eye 13/16" long	\$ 3.00 / 100
Small Eggs 1-3/8" x 2"	\$ 8.75 / 25
Large Eggs 1-3/4" x 2-1/2"	\$12.50 / 25
Apples	\$ 2.00 each

Total for Goods	
Texans Only - Add 7% Sales Tax	
Handling and Insurance	\$3.00
Total	

ALL NEW WOOD PARTS CATALOG \$1.00
 (Free With Order) B69

MC OR VISA CHECK ENCLOSED

ACCOUNT # _____

EXPIRES _____ PHONE _____

NAME _____

SHIP TO _____

CITY/STATE/ZIP _____

Woodworks
 4500 Anderson Blvd.
 Fort Worth, Texas 76117
 (817) 281-4447

THE EDITOR'S ANGLE

WE'RE INVESTING IN THE NEXT GENERATION OF WOODWORKERS

You Can Help, Too



A volunteer leader offers sanding suggestions to a 4-H member.

Over the past few years, there have been some fundamental changes in the way America's youth are being educated in woodworking. Today's curriculum centers around developing skills that allow for career opportunities later in life rather than on teaching woodworking as a pleasurable pastime.

There's also been a not-too-gradual shift away from woodworking and many of the other industrial arts toward computer education. While these changes may be necessary, we think that woodworking is much more than a career opportunity.

And fortunately, so does the 4-H Cooperative Extension System Council. Each year, more than 100,000 children from ages 9-19 participate in the 4-H Wood Science Program. In this program young people learn by doing. They


work on projects they choose for themselves, submit their projects for exhibition and judging, and compete for awards at the county, state, and national levels. Each participant acquires personal skills, satisfaction, and pride in his or her accomplishment. We think all of these things are important—especially today.

And, that's why we have joined forces with the National 4-H Council and the fine *WOOD* magazine advertisers listed on page 105 to sponsor the 1990 Wood Science Awards Program. Our \$31,000 contribution will help to underwrite the efforts of this fine program and hopefully instill a healthy interest in woodworking among this country's next generation of home-woodworking hobbyists.

How can you help? Just haul out your telephone directory and look up the number of your county extension office. Ask to talk with the person assigned to the 4-H, and that person will be more than happy to fill you in. You can be of help in one of two ways. You can either volunteer to work directly with a small group of 4-H children or serve as a county project leader in which capacity you would help organize a group of volunteer leaders. Either way, you'll be doing a good deed that will help preserve woodworking's rich heritage.



Larry Clayton

 Print this article



Bore Cleanly: Forstner Bit Kits.

For superbly clean, flat-bottom holes in wood, nothing surpasses these fine Forstner bits. Forged of chrome vanadium alloy steel, they slice through end grain and knots without deflecting. Bosch offers two kits in custom wooden boxes: 7 bits, 1/4" through 1"; 16 bits, 1/4" through 2 1/8".



New Jig Saw Minimizes Dust.

New Model 1581DVS features built-in collector for attachment to the Bosch Air Sweep™ Dust Extraction System. Vacuums away chips and dust from point of cutting; keeps a cleaner, safer working environment.



Sander Features Exclusive Belt Tracking/Tensioning.

Model 1273 and companion models have unique belt centering system. Rated super-duty for high production, the unit also has pinch point guards for safety and lever action for easier belt changes.



1989 © Robert Bosch Power Tool Corporation

Now Squeeze Out Twice The Power Without Squeezing Your Budget.

Two-Battery Value.

Buy the new Bosch Cordless Variable Speed Reversing Drill Kit, Model 3000VSRK or Driver/Drill Kit Model 3050VSRK and get the tool, plastic case, Multi-Voltage charger—and not one, but *two* batteries at big savings.

Just *one* 9.6V battery gives you the capacity to drill 35 $\frac{1}{8}$ " holes in $\frac{1}{4}$ " steel plate, or over 325 $\frac{1}{4}$ " holes in $1\frac{1}{2}$ " pine. After that you've got that second battery: power to spare.



Batteries charge in less than an hour. But more than just extra power, Bosch gives you the extra quality of dual torque gearing, responsive control and long-lasting durability. Smooth variable speed control in forward and reverse. And you have a click-stop slip clutch for screw driving on the Driver/Drill.

Packaged-Priced.

Save. Get the kit. Get twice the power. And get a case with plenty

of room for bits and accessories. More? The charger also charges 7.2V Bosch batteries. And that's why you should see the complete line of Bosch cordless tools at your nearest Bosch Power Tool Distributor. He's in the Yellow Pages under "Tools—Electric". Go in and put the squeeze on him.



BOSCH

"Quality You Can Hold On To.™"

SANDPAPER

**FREE: All items in this ad shipped within 72 hours or freight is free*

BELTS: Grits assorted unless otherwise specified

Material: Aluminum Oxide Resin over Resin Cloth

1x30.....\$0.69ea	3x21.....\$0.77ea	4x24.....\$0.94ea
1x42.....0.69	3x23¾.....0.80	4x36.....1.14
1x44.....0.69	3x24.....0.80	6x48.....2.98
2½x16.....0.73	3x27.....0.83	2½x80.....2.74
3x18.....0.74	4x21¾.....0.91	Other sizes on request

SHEETS (9x11)

Both cabinet & finishing paper available in Garnet or Aluminum Oxide

CABINET PAPER

50/pk	100/pk
40D.....\$16/pk	\$30/pk
50D.....15/pk	27/pk
60D.....14/pk	25/pk
80D.....13/pk	23/pk
100 thru 150C	12/pk 21/pk

FINISHING PAPER

50/pk	100/pk
80-A.....\$9/pk	\$16/pk
100 thru 280A	8/pk 14/pk

WET/DRY PAPER

50/pk	100/pk
220 thru 600A	\$13/pk \$23/pk

NO LOAD PAPER

50/pk	100/pk
180A thru 400A	\$10/pk \$18/pk

Coarser GRITS available on request

JUMBO CLEANING

Coarser GRITS available on request

STICK

Size: 2x2x12
\$8.80

ABRASIVE ROLLS FOR ABRASIVE PLANERS

Material: Aluminum Oxide Resin over Resin Cloth

SIZE 4x25 yds		SIZE 4x50 yds	
GRIT 100 & Finer	\$32.68ea	GRIT 100 & Finer	\$55.56ea
80	34.65	80	58.91
60	37.51	60	63.76
50	40.19	50	68.31
40	42.86	40	72.87
36	46.26	36	78.63
24	52.87	24	89.87

Other sizes on request

WIDE BELTS • ROLLS • FLAP WHEELS • PUMP SLEEVES • ROUTER BITS • DISCS & MORE

ECON-ABRASIVES

P.O. Box 865021 Plano, TX 75086

Telephone (214) 377-9779

Outside Texas 1-800-367-4101

SATISFACTION GUARANTEED

MASTERCARD, VISA OR CHECK

MINIMUM ORDER \$25

TEXAS RESIDENTS ADD 7% SALES TAX

SHIPPING CHARGE ADD \$4.25

TALKING BACK

We welcome comments, criticisms, suggestions, and even an occasional compliment. The volume of mail we receive makes it challenging to answer every letter, but we promise to do our best. Send your correspondence to: Letters Editor, Better Homes and Gardens® WOOD® Magazine, P.O. Box 11454, Des Moines, IA 50336-1454.

THE VIRTUES OF GARDEN SAWDUST



You published a letter in the June 1989 issue from a reader requesting information regarding the use of sawdust as a garden additive. I would like to add to your response to say that fine sawdust

and wood chips provide an excellent additive to the soil, especially in dry or hot climates.

The fine wood product added to the soil provides the same moisture-holding effect as peat. As the wood decays, it adds humus to the soil. You may add sawdust between rows as a mulch to retain moisture. However, in addition to the nitrogen fertilizer you recommended, you should add lime to the soil because of the high acid content of wood products. For plants or shrubs that require an acid soil, the wood product provides excellent acid-building agent.

For gardens, I recommend tilling the sawdust into the soil, which helps blend the soil and sawdust. As an added tip, till wood ashes into the soil as a valuable source of potash.

—John Wolfe, Oakland, Md.

WHAT ABOUT THOSE ROUTER SPEED REDUCERS?

I recently purchased a Makita ½" plunge router to use with rail-and-stile cutters, panel-raising bits, and other large router bits. The June 1989 issue of WOOD magazine featured a review of a speed reducer in the "Products That Perform" department. The article suggests that the MLCS speed controller may be used with any AC/DC router, but does not indicate that a controller may damage a router if it runs at slow speeds.



Also, local router outlets claim that speed reduction on large bits isn't necessary for safe operation. In fact, the local Freud dealer claims that large bits are designed to run at fixed speeds.

I'd like some help at sorting all this out.

—John Calver, London, Ontario

John, we first talked with Roy Thompson from Makita. "If the controller reduces speed by reducing voltage to the tool," Roy says, "then using it would be

Continued on page 10

Your workshop can PAY OFF ...BIG!

SAVE ... convert low
cost rough lumber
for use in your
home projects

OR

EARN EXTRA
INCOME by supplying
custom Planed Lumber,
trim, and molding to
lumberyards ...
contractors ...
cabinetmakers ... home
hobbyists and others ...



FOUR BIG ADVANTAGES ...



PLANE



MOLD



SAW



SAND

You can plane, mold, saw & sand All with Automatic Power Feed!

From the Day It Arrives ... the Planer will make and save you money. With shortages and inflation driving lumber prices sky-high, this versatile power feed tool quickly pays for itself by easily converting low cost rough lumber into high value finished stock. In just one pass turn out your own quarter round, door and window stop, casing, tongue-and-groove ... all popular patterns. Other operators are making cases for grandfather clocks, furniture, picture frames, bee hives, bed slats, surveying stakes ... all kinds of millwork.

Built For Pros ... Priced For Home Craftsmen ... it is engineered and built to industrial standards, but factory-direct selling keeps the price low. Handles tough oak and walnut as easily as pine, and so simple to operate even beginners with no experience can use it.

Start Your Own Business ... with just this one low cost power feed machine in a corner of your garage or basement, you're set up to supply lumberyards, cabinetmakers, carpenters, remodelers, contractors and hobbyists in your area with custom-planed lumber, trim, molding ... All of their millwork requirements. You can supply picture frame moldings to art shops, hardware and department stores, or sell direct to framing shops. All standard patterns are available from stock, or we'll custom grind a knife to your own special design or sample.

**FREE
BOOKLET!**

Get FREE
BOOK with
facts and
full details

... RUSH COUPON TODAY!



Just Mail Coupon ...
**30-DAY FREE
TRIAL OFFER!!!**
ACT NOW!
Coupon
Brings
Full Details!

SAVE!!! FACTORY PRICES DIRECT TO YOU!



FOLEY-BELSAW CO.
6301 EQUITABLE RD., DEPT. 91488
KANSAS CITY, MO. 64120
Established in 1926

YES, please send me the FREE Booklet that gives me complete facts about your Planer-Molder-Sander-Saw and full details on how I can qualify for a 30-Day FREE Trial right in my own shop. I understand there is No Obligation and that No Salesman will call.

Name _____

Address _____

City _____

State _____

Zip _____

TOOLS *etc.*

1567 S. Harbor Blvd.
Fullerton, CA 92632
(714) 525-3581

— ORDERS ONLY —
1-800-327-6250



Orders over \$50 shipped free. American Express Card orders add 5%. Prices subject to change without notice.

500 PAGE CATALOG
FOR 1990-1991
FREE w/ ORDER OVER \$50
or send \$5



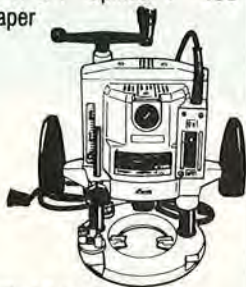
BIESEMEYER

It still costs less to own the best.

- 28" Homeshop Fence ... \$209
- 40" Homeshop Fence ... 229
- 52" Homeshop Fence ... 269
- 50" Commercial Fence ... 329
- T Stop ... 64
- Sliding Table ... 299
- Blade Guard ... 385

POWERMATIC *mi*

- #63 10" Contractors Table Saw w/ Vega Fence 699
- #66 10" Table Saw with Biesmeter 50" Fence 2 H.P. ... 1599
- 3 H.P. ... 1799
- #23 1/2 & 3/4" Spindal Shaper 439



HITACHI

NEW! CRANK HANDLES FOR FINE ADJUSTMENT ON PLUNGE ROUTERS:

- #CH1 For Hitachi TR12 ... 29.95
- #CH2 For Makita 3612 ... 29.95
- #CH3 For Bosch 1611 ... 29.95
- #CH4 For ELU 3338 ... 29.95
- #TR12 3 H.P. Plunge Router 199 with \$60 worth of accessories
- #M12V 3 1/4 H.P. Var. Spd. Plunge Router 289
- #SB75 3x21 2-Spd. Belt Sander 169
- #C8FB 8" Compound Slide Saw 499

PORTER+CABLE



- #555 Biscuit Joiner ... \$179 w/ case
- #ADJF Adjustable Fence 69.95 for 555
- #6931 New Plunge Base ... 109
- #7334 New D/A Sander ... 169
- #330 Speed Bloc Sander ... 59

CALL FOR OTHER PORTER CABLE TOOLS

BOSCH



- #1581VSK Jig Saw ... 169 w/ Steel Case & Blades
- Case only ... 30

ALL BOSCH ROUTER BITS 25% OFF


freud



FB-107

- #FB107 7 pc. Forstner Bit Set 59
- #EB100 Edge Bander ... 279
- #SD308 New 8" 24T Safety Dado Set w/case 149

ALL FREUD BLADES ON SALE. PHONE FOR DISCOUNT PRICES



9820-2

Makita

- #9820-2 Blade Sharpener ... 229
- #3612B 3 H.P. Plunge Router ... 199
- #2012 12" Planer ... 529



WS-3

BESSEY

- #WS-3 2" Angle Clamp ... 29
- COMPLETE LINE IN STOCK

TALKING BACK

Continued from page 8

barmful to the machine. I would say that anything that drops voltage by more than 10 percent to a universal tool can damage it." Why? "According to Ohm's law, if resistance in a tool remains constant (which it does, of course) then there must be an increase in amperage when voltage drops. An increase in amperage causes the tool to overheat (amps equal heat in a universal motor), which damages it."

Roy likened this drop in voltage to that which occurs when you use an extension cord that's too long or too thin. "The resistance of the cord starves the tool of voltage, which can damage it," he adds.

Bill Goldman, a vice president at MLCS, responds that his firm's speed reducer uses an electronic feedback loop that converts AC current to DC and then rapidly turns the router on and off. "It's not a rheostat (a voltage reducer) like an ordinary dimmer switch—that would burn out a router. Our voltage control can be used with any router, or any tool with a universal motor for that matter.

"It will heat up some, but there's no problem using it for 20 or 30 minutes at a time—most of our customers aren't production workers who would use it for continuous periods longer than that."

Bill says the MLCS control basically operates the same way as variable speed units incorporated in some routers. "It's not quite like the Porter-Cable control," he says, "but it's similar to the control in the Elu and Ryobi routers, for example."

John Nichols, Porter-Cable's technical services manager, agrees that speed reducers "can be used in light applications, with a router that's too big for the job, if the operator is careful. A voltage drop equals an increase in amps, and extra amps heat up the motor—all at a time when the fan is slowing down.

"Porter-Cable's model 518 variable speed router relies on a sophisticated switching system that turns the motor on and off very rapidly."

As for safely operating hefty bits, Jim Boelling, our project builder, suggests reducing the router speed when running router bits 1 1/2" diameter or larger.

LOW-COST OPTION FOR OUTDOOR LIGHT CIRCUITRY



For woodworkers who know their way around cars, too, Tom Reigle of Carlyle, Illinois, suggests that automotive back-up lights work well for low-voltage applications. To build the outdoor lights featured in our June 1989 issue, Tom scrounged his sockets at a salvage yard and fastened the lights together with 3M Scotchlock connectors. He then wired his lights to a timer/transformer left over from a set of broken plastic outdoor lights. After completing his yard lights, two friends insisted that he build sets for them, too. "That's one of the joys of woodworking," Tom says.

Continued on page 12

How to improve your home without a home improvement loan.



Let's face it. We all have some special home improvement projects that we've been thinking about for longer than we'd like to admit. But none of us like to take out a loan to pay the high cost of getting things done by a professional.

That's why over a quarter of a million people have decided to do it themselves with the versatile Shopsmith® MARK V ... and you can, too!

A complete, compact, affordable home shop system!

The MARK V gives you a complete home shop—including a table saw, drill press, horizontal boring machine, lathe and disc sander—in a single, easy-to-use unit that takes no more storage space than a bicycle. And all of this can be yours at a price well below that of the five single-purpose tools it replaces!

Easy to use—even for a novice.

Learning to operate the MARK V is really easy and thanks to its integrated design, you can "borrow" features from one operation to make another operation faster and more precise. In fact, it's so easy that the kitchen remodeling job shown here was done by a new MARK V owner with less than 100 hours of prior woodworking experience!

The MARK V grows with your skills.

Whether you're planning to remodel a kitchen, finish a basement or build a backyard deck, you'll find a full assort-

ment of MARK V powered accessories that increase your versatility and help you build your woodworking skills.

All the support you could ask for.

As a MARK V owner, you receive complete operating instructions—plus you can learn more about woodworking through our classes, seminars, educational video tapes, catalogs and our special owners' magazine, "Hands On".

You can also call us Toll-Free for the answers to all your woodworking questions. And you'll have the confidence of dealing directly with Shopsmith, either by mail, Toll-Free phone or at one of our growing network of Shopsmith Stores.



Shopsmith Inc.

The Home Workshop Company
3931 Image Drive
Dayton, Ohio 45414-2591

© 1988, Shopsmith, Inc.
Shopsmith® is a registered trademark of Shopsmith, Inc.

Ask for a FREE Information Kit.

To find out more about woodworking with the MARK V, call Toll-Free or mail the coupon below. We'll rush you a FREE Information Kit in your choice of Full Color Brochure or VHS Videocassette.

No Obligation!

Remember, there's no obligation, so act NOW. *Even the call is Free!*

For your FREE Information Kit Call
1-800-228-3311
or mail the coupon below to:

Yes! I'd like to know more about making home improvements without a home improvement loan. Please send me:

- FREE Color Brochure on the Shopsmith MARK V, or
- FREE VHS Videocassette and Color Brochure. (3787)

Name _____

Address _____

City _____ State _____ Zip _____

I currently own Shopsmith Power Equipment.

Send to: Shopsmith, Inc., 3931 Image Drive, Dayton, Ohio 45414-2591

Dept. 3786

TALKING BACK

Continued from page 10

WATCH WHERE YOU BLOW SAWDUST

Over the years, I've looked forward to the many helpful woodworking tips appearing in *WOOD* magazine. However, every now and then I come across an item that causes me to wonder why some writers do things in the manner they describe.

One such procedure that I thought the editors at *WOOD* magazine should have picked up prior to publication was that described in the T. C. MacMichael wood-finishing feature in the April 1989 issue. In the step-by-step column, he mentions how he gets rid of sanding dust by blowing it off with compressed air.

As an industrial hygienist who has seen the sad consequence of prolonged inhalation of atmospheric wood dust by workers, I cringe when I read of an experienced professional practicing such a dumb habit. I am adamant in my conviction that

there is only one satisfactory way to remove sanding dust from any source: vacuuming it and following up with a tack cloth.

I'm also convinced that the editors of *WOOD* magazine and similar magazines owe it as a service to carefully monitor submitted articles for practices that are physically dangerous or impose potential inhalation damage.

—Louis Faenza, Franklin, Mass.

Thanks for the input. As a policy, we do not force the use of safety equipment or safe procedures on the woodworkers we interview. However, our article should have included an editor's note suggesting a better solution to remove the dust safely.



MORE MOBILES! MORE MOBILES!

I need your help. Could you please give me information on where to get more patterns of birds in flight like the parrot you published in the June 1989 issue?

—William East, Sulphur, La.

Wow! Those parrot patterns have been popular, Bill, and you're not the only reader to ask for plans for additional mobiles. Check out the catalog offered by Timbers Woodworking, Timbers Building, Carnelian Bay, CA 95711. Their catalog shows 12 different mobiles. For phone orders, call 916/581-4141. Or, try Meisel Hardware Specialties, P.O. Box 70, Mound, MN 55364-0070. Call 612/471-8550 for their latest catalog with four designs.

Continued on page 15

NOW!! BUY BRIDGEWOOD IN CANADA . . . BRETTWOOD MACHINERY WORKS LTD. MADOC, ONTARIO, CANADA K0K 2K0 613-473-4920

BRIDGEWOOD®

WOODWORKING MACHINERY

ALL PRICES QUOTED
F.O.B. YORK, PA

ACT NOW — SPECIAL PRICES VALID WHILE QUANTITIES LAST

WE ARE A FULL LINE MACHINERY CO. — NOT JUST
A POST OFFICE BOX, 800 NUMBER OR WARE-
HOUSE. YOU CAN TRUST WILKE, A FAMILY OWNED
& OPERATED COMPANY — WE KNOW MACHINERY



JOINTERS

GE-40N - 16"x100"	\$4395
BW-12J - 12"x80"	2495
BWJ-872 - 8"x72"	1695
BW-8J - 8"x66" less motor	699
BW-6J - 6"x42"	329



PLANERS

BW-612PV - 24"x9"	\$6195
BW-508 - 20"x9"	3895
BW-20PV - 20"x7"	3195
BW-16PV - 16"x7"	2495
BW-20P - 20"x8" econ	1295
BW-15P - 15"x6" econ	795
BW-12P - 12" portable	349



SHAPERS

BW-513TS - 10 HP, tilt, slid. tab.	\$5995
TC-50 - 7½ HP, slid. tab.	4695
BW-512TS - 5 HP, tilt, slid. tab.	3695
BW-511TS - 3 HP, tilt, slid. tab.	2995
BW-3S - 3 HP, 3 spindles	1295
BW-SP30 - 3 HP, 2 spindles	995
BW-2S - 2 HP, 2 spindles	795
BW-1S - ¾ HP, 1 spindle	299



DUST COLLECTORS

SF-003 - 3 HP, 4 bag	\$795
BW-003A - 3 HP, 4 bag	595
BW-002A - 2 HP, 2 bag	389
SF-015 - 1 HP, 2 bag	319
BW-015A - 1 HP 2 bag	229

WILKE MACHINERY CO.

ONE OF AMERICA'S MOST
RESPECTED MACHINERY DEALERS

GROWING BIGGER . . . TO SERVE YOU BETTER . . . AT THE LOWEST PRICES

NEW 6,000 SQUARE FOOT MACHINERY TEST AREA! . . . NEW 10,000 SQUARE FOOT SHOWROOM . . . OVER 35,000 SQUARE FEET OF WAREHOUSE SPACE!

3230 SUSQUEHANNA TRAIL • YORK, PENNSYLVANIA 17402 • TELEPHONE 717-764-5000 • FAX 717-764-3778

CALL OR SEND \$1.00 FOR COMPLETE 52-PAGE CATALOG

Buy 1 tool and get our 212 page tool free.

Just a few of the unique woodworking tools of the 3,500 others available from our most versatile tool, the 1990 Garrett Wade Catalog.

The 212 page Catalog, regularly \$4.00, is Free with any order from this ad. Or if you would just like the Catalog, send us \$4.00 with your name and address. It's the one woodworking source book you shouldn't be without.

A / Our 202GF Gap Filling Glue Has Remarkable Properties

It has a very high solids content so that small gaps in our joinery are actually filled – with strength. And the "squeeze-out" beads right up and chips off when dry. No soaking in to ruin finishes. Dries to a light tan. Water clean-up.

62J01.01 1 pt. 202GF \$ 6.50
62J01.03 1 qt. 202GF \$11.50

B / Special Bandsaw "Cool Blocks" Prolong Blade Life And Increase Accuracy

Made of a special Graphite impregnated Phenolic Laminate, this set of 4 replaces your upper and lower side blade guides.

They run cooler than conventional steel guides and are more "slippery". You can set them actually touching the blade, consequently giving more control and accuracy over the cut. They are sure to improve the performance of whatever bandsaw you use. 8 sizes are available to fit most bandsaws.

Model

33K09.01 "A" Delta 14" \$11.95
33K09.02 "B" Sears 12" \$11.95
33K09.03 "C" Inca 10 1/2" \$11.95
33K09.04 "D" Shopsmith \$11.95
33K09.05 "E" Old Sears (1/4" Rd.) \$11.95
33K09.06 "F" Jet 14" \$11.95
(fits most Delta-type copies)
33K09.07 "G" Gilliom (3/16" Rd.) \$11.95
33K09.08 "H" Delta 16" \$11.95

C / Garrett Wade Has Discovered Some Very Interesting Bandsaw Blades.

1/8" "Super Narrow" Blades

You may have never seen a blade like this 24 tpi, in a raker style, these give smooth cuts while making incredibly tight turns. We strongly recommend our "Cool Blocks" for these delicate blades, because they can be set closer to the blade without danger of overheating or destroying the teeth as normal metal guides can.

Cabinetmaker's Special Bandsaw Blades

A Garrett Wade exclusive. In appearance, they look like "skip tooth" blades. But each tooth is actually formed as a hook, with every 5th tooth an un-set raker. The result is a very smooth cutting blade that feeds very easily. Use the 1/4" (4 tpi) blade for general work, and the 1/2" size (3 tpi) for resawing and heavy straight sawing.



9 1/2" Blades (Delta 14" and copies)		
33K11.01	1/16" Scroll	\$14.75
33K11.02	1/4" Cabinet.	\$10.80
33K11.03	1/2" Cabinet.	\$11.75
80" Blades (Sears)		
33K12.01	1/16" Scroll	\$13.50
33K12.02	1/4" Cabinet.	\$10.00
33K12.03	1/2" Cabinet.	\$10.75
72" Blades (Shopsmith)		
33K13.01	1/16" Scroll	\$12.20
33K13.02	1/4" Cabinet.	\$ 9.40
33K13.03	1/2" Cabinet.	\$ 9.95
73 1/2" Blades (Inca 10 1/2")		
310.160	1/16" Scroll	\$12.80
310.161	1/4" Cabinet.	\$ 9.70
310.162	1/2" Cabinet.	\$10.30
104 1/4" Blades (Delta w/Riser and Inca 20")		
710.101	1/16" Scroll	\$16.00
710.201	1/4" Cabinet.	\$11.95
710.202	1/2" Cabinet.	\$12.90

D / Saw Setting Gauge Can Be Read From Any Position

Most saw setting gauges have at least one or two main weaknesses. They either rest partially on the insert plate which is usually not the same height as the main table, or they are so thin that it is difficult to ensure that teeth are being gauged at the top of the arc. This Gauge is made from machined Aluminum a full 3/4" thick and 9" long. With 1/4" graduations on one end and 1/8" on the other, it will indicate any height from 1/8" to 2". Most useful for Table Saws but also handy for Router depth setting. The markings are vertical on one face and horizontal on the other, so you can read them easily and accurately.

71K26.02 Saw Setting Gauge \$16.95

Garrett Wade Co., Inc.



161 Avenue of the Americas
New York, NY 10013 Dept. 640
Call Toll Free 800-221-2942
(NY 212-807-1757 No Collect Calls Please)

Please send me these Garrett Wade tools and include a FREE 1990 Catalog with my order. (Prices good until September 14, 1990)

Name: _____
Address: _____
City: _____ State: _____ Zip: _____

Check or Money Order Card Number
 Visa MasterCard
 American Express

--	--	--	--	--	--	--	--	--	--	--	--

Expiration Date _____

STOCK #	QTY.	DESCRIPTION	PRICE	TOTAL
GW	1	1990 Catalog (free with order from this ad)	\$4 00	


New York Residents add applicable Sales Tax
Shipping & Handling: \$2.90 for order total up to \$10
\$4.10 for \$10.01 to \$20
\$4.95 for \$20.01 to \$50
\$6.25 for over \$50

Sub Total	
Sales Tax	
Shipping	
Grand Total	

NEW

AMERICAN MADE, HEAVY DUTY!

DRUM SANDER



Sand boards, frames, doors, veneer, knots, wild grain perfectly flat and smooth **every** time!

Reduce sanding time from hours to minutes!

Delivers sanding precision equal to large wide belt sanders at an affordable price!

PLEASE SEND ME FREE BROCHURE

Telephone orders (417) 223-4031

Ross Industries Dept. FB-10

100 North Highway W, Box 637, Pineville, MO 64858

ROSS
INDUSTRIES INC.


Name _____

Address _____ Phone _____

City _____ State _____ Zip _____

Finally A Solution

to accurately setting
your table and radial arm saw



Produce fast and professional results when setting your power tool with PARAGAUGE.

PARAGAUGE accurately sets table saws, radial arm saws, band saws, drill presses and router tables by providing *perfectly parallel* measurements up to 10 inches in width.

If you're tired of setting and re-setting a rip fence to obtain that perfect measurement, then PARAGAUGE was developed just for you.

Why spend hundreds on complex and permanent fence systems when PARAGAUGE is completely portable and will produce the same results at a fraction of the cost.

A must for every woodworker from the HOME HANDYMAN to the PROFESSIONAL.

PARAGAUGE

U.S. Patent Pending

To order your PARAGAUGE using Mastercard or VISA

call **1-800-343-6129**

(7day/24 hour order service)

or, if you prefer to order by check or would like a free brochure write ACCUSET TOOL CO., INC. • P.O. Box 1088 • Dept. D • Troy, MI 48099
Michigan residents must add 4% state sales tax - No C.O.D. orders please.
Each PARAGAUGE is sold with a no-risk 30 day money back guarantee.

Introductory
Price
\$29.95
+\$3.50
shipping

\$100 BUCKS LESS THAN YOU BARGAINED FOR.



The one and only Delta 10" Contractor's Saw equipped with the brand new Delta 30" Unifence® Saw Guide.* Made for each other. Made in the USA.

Right now, Delta distributors are offering a great deal on this dynamic duo. Plus a \$100 rebate from Delta. For the name of your participating Delta distributor, call toll free: Delta International Machinery Corp. 800/438-2486 (in Pa, 800/438-2487).

Offer good on Model 34-445 (Saw with Unifence) in continental U.S., Alaska and Hawaii from Aug. 15 thru Dec. 31, 1989.


*Shown with accessory table board.

Building
On Tradition
DELTA
A Pentair Company

RF ROBLAND

The Intelligent One Man Shop

- 10" Table Saw
- 12" Jointer
- 12" Planer
- Shaper
- Mortiser
- 50" Sliding Table
- 3 motors 3 HP. ea.



Video: Send \$4 (refundable) + \$2 S+H to Laguna Tools to receive a 40 min. video presentation, and learn why Robland X31 is the most popular one man shop in Europe.

For Information and your nearest dealer call

LAGUNA TOOLS

2081 Laguna Canyon Road
Laguna Beach, California 92651

1-(800) 234-1976

TALKING BACK

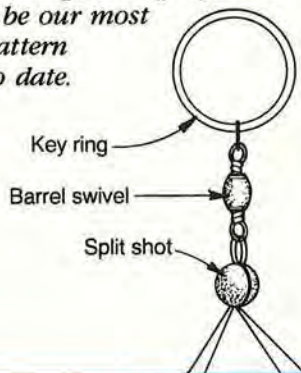
Continued from page 12

GET UNDER THE BARREL

Here's a suggestion for the parrot mobile: The addition of a brass barrel swivel between the key ring and split shot will go a long way to prevent line from twisting. Most fishing-supply stores stock swivels with eyes from approximately 1/32" to 1/4" in diameter.

—Randy Reynolds, Asbdown, Ark.

Thanks, Randy. This should be a big boost to the flock of mobile builders. The parrot project has proven to be our most popular pattern offering to date.



MORE INFORMATION TO BUILD SHAKER CHAIRS

Because of an oversight, we omitted a reference mark for drilling the front legs of the Shaker chair shown in the August 1989 issue of *WOOD* magazine. For a revision of the dowel clamp and drilling guide, write: Shaker Chair, *WOOD* Magazine, P.O. Box 11454, Des Moines, IA 50336-1454.

LOVE THAT ROSCOE

This is a super raccoon carving and instruction. Thanks for all the good information, and I hope you can continue to have good carving lessons and offer rough-outs.

—Glen W. Lewis, Coffeyville, Kan.

I enjoy your magazine very much. I have been a wood carver for 10 years, and I subscribe to about eight carving periodicals and have purchased about 50 books on

wood carving. Desiree Hajny's article in the June 1989 issue of *WOOD* magazine is one of the best I have ever seen.

—John Gardner, Leonia, N.J.

Thank you for this great opportunity to participate in wood carving. This is something I have always wanted to do.

—Harold Card, Monrovia, Calif.

I really enjoyed your article on Desiree Hajny, as I will be attending a seminar she is giving in Rochester.

—Don Merkel, Rochester, Minn.

We had a sneaky suspicion *WOOD* magazine readers would hit it off well with Desiree and her carvings. Since the article appeared, Desiree won first-place ribbons in two classes and in two large divisions at the 1989 International Wood Carvers Congress. 🌲

Special Limited Offer - Expires Dec. 31, 1989

FORSTNER BITS: WHAT THEY CAN DO FOR YOU

WHY OURS ARE BEST AND LEAST EXPENSIVE

Forstners, the only wood bits that can:

- Bore any arc of a circle at any angle
- Make entry holes in veneer, end grain, and knots
- Leave glass smooth walls and a flat bottom hole

Pros use them:

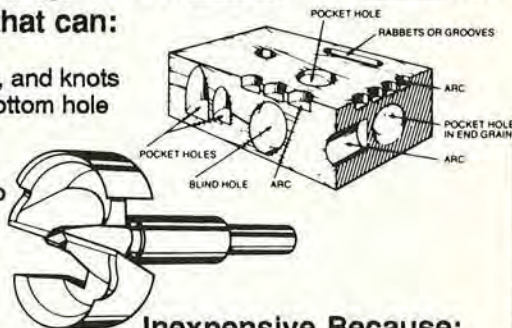
- For starting rabbets or grooves
- To make pocket holes to attach rails to tops, and rods, spindles and stretchers to legs
- To make blind holes for plugs and
- Through holes for locks

Best Because:

- Machined from high-carbon alloy steel
- Precision ground cutting edges, lifters and brad
- Hardened to HRC 50
- Mirror polished head to maintain splinter free entry holes

Inexpensive Because:

- Imported directly by us
- Our sincere desire to restore sensible prices for woodworking tools



3" FORSTNER BIT
1/2" shank; 6 1/2" O/A
SALE \$34.95
PLUS Shp./Hndl. \$4.95
ORDER #10-1322

SPECIAL INTRODUCTORY OFFERS

BUY A 7-PC FORSTNER BIT SET (1/4, 3/8, 1/2, 5/8, 3/4, 7/8, 1") and we will give you FREE a 7-PC Brad Point Drill Set, a \$12.00 value.

Shp./Hndl. \$4.50 **\$34.99**
ORDER #10-1426 only

BUY A 16-PC FORSTNER BIT SET (1/4, 3/8, 1/2, 5/8, 3/4, 7/8, 1, 1-1/8, 1-1/4, 1-3/8, 1-1/2, 1-5/8, 1-3/4, 1-7/8, 2, 2-1/8") and we will give you FREE a 25-PC Brad Point Drill Set in Metal Index, a \$29.95 value. Shp./Hndl. \$9.50 **\$124.99**
ORDER #10-1441 only




All Forstner Bits fit 3/8" chucks and are 3-5/8" overall. FOR A FREE PRICE LIST OF INDIVIDUAL SIZES, SEND NAME AND ADDRESS TO: P.O. BOX 964, RIDGEFIELD, CT 06877

CALL TOLL FREE: 800-447-7770 • VISA / MC / AMEX

Dollar Trading Corp. (Est. 1953) • Dept. WM11F • P.O. BOX 8433 • GRAND RAPIDS, MI 49512
MI and CT Buyers, Please Add Sales Tax • 90 Day, Hassle-Free, Money Back Guarantee

Be Your Own Boss

with your own small engine repair business



Whether you're looking for independence, extra income in your spare time, or a productive retirement career... look into NRI's at-home training in Small Engine Repair. It's a great way to start your own full- or part-time business. And there's plenty of room for trained people.

5 hp engine and 2 kW alternator, yours to train with and keep

For real-world, hands-on training, NRI's Master Course includes a quality Tecumseh 5 hp engine plus a Pincor 2 kW alternator... both yours to keep for training and for use later as a reliable backup power generating system.

You learn to troubleshoot, do tuneups, even tear down engines for valve and ring jobs. Plus you learn the right way to use professional tools like the complete wrench set, inductive tachometer, ignition system tester, and other quality equipment included with your NRI course.

Exclusive! Optional factory training

NRI Master Course graduates qualify for an intensive week of hands-on instruction at the Tecumseh Factory Service School. Here you'll work with master technicians, getting the kind of first-hand experience that will mark you as a true small engine professional. This optional training extra is one more way NRI prepares you for success in a small engine business of your own.

Send today for FREE catalog

NRI SCHOOLS
McGraw-Hill Continuing Education Center
4401 Connecticut Avenue, NW
Washington, DC 20008



This course approved under GI Bill. Check for details.

YES! Send me your free catalog describing NRI hands-on training in Small Engine Repair.

Name _____ Age _____

Address _____

City/State/Zip _____ 1165-119
Accredited Member, National Home Study Council



Last year, *WOOD* magazine readers sent more than 400 toys in response to our first-ever Design-A-Toy™ contest. This year, we changed the contest name to Build-A-Toy™, altered the rules a bit, and set a goal to collect 2,500 toys. We still have a design contest—just like last year's hit competition. But, we've added a merchandise drawing for all the woodworkers who feel more comfortable building toys from plans and for those not winning prizes in the design contest. The more toys you send, the better your chances to win.

We encourage all woodworkers—whether you design your own toys or build from project plans—to en-

ter *WOOD*® magazine's 1990 Build-A-Toy competition. The U.S. Marine Corps Reserve, through their Toys for Tots program, will again distribute the toys to deserving children.

As an extra incentive, the first 1,500 entrants will receive a Vermont American Iso-Temp-Claw power screw-driving bit and a Starrett 3' pocket tape measure.

Thanks in advance for putting a sparkle in a child's eye!

PRIZES

DIVISIONS	Student (K-12)	Home Hobbyist	Professional
Grand prize: \$1,500 in merchandise from	Black & Decker	Delta	Freud
First place: \$500 in merchandise from	Total Shop	Jet	Bosch
First runner-up: \$250 in merchandise from	Grizzly	Leichtung	Dremel
Second runner-up: \$100 in merchandise from	American Tool Cos.	Industrial Abrasives	Santa Rosa Tools

Judges will award these special citations:

Best professional finish: \$1,000 in Minwax merchandise
Best home-hobbyist finish: \$1,000 in Deft merchandise
Best use of router: \$1,000 in Porter-Cable merchandise
Best use of wood: Kity K-5 from Farris Machinery (\$1,895 value)
Best painted finish: \$1,000 in Red Devil paints and stains
Best truck: Makita Maxi-Shop (\$600 value)
Best car: \$1,500 in merchandise from Foley-Belsaw
Best pull toy: Shopsmith Power Station with bandsaw, jointer, strip sander, belt sander, disc sander, and casters (\$1650 value)
All design winners will receive a pocket hacksaw, valued at \$7.75, from Olson Saw

RANDOM DRAWING:

AEG \$250 in merchandise ● Acme Electric (The Tool Crib) 1-hp Elu router (\$250) ● American Machine and Tool carving set model A862 (\$55) ● Albert Constantine and Son \$200 hardwood package ● DML five 10" carbide-tipped blades (\$87 each) ● Fabulon Gel-Eze Stains thirty stain kits (\$20 each) ● Fisher-Hill Products three Ripstrates (\$75 each) ● Franklin International 10 Titebond gluing kits (\$10 each) ● How-To Book Clubs five book club memberships (\$100 each) ● Lobo five portable belt sanders (\$99 each) ● MLCS 8-piece craftsman router bit set (\$126) ● Meisel Hardware ten \$25 gift certificates ● Milwaukee Electric 4" belt sander with bag (\$348) ● Nova Tools branding iron (\$26) ● Olson Saw two carbide-tipped saw blades (\$80 each) ● Penn State Super 15 scrollsaw (\$130) ● RB Industries 14" scrollsaw (\$550) ● Rodale Books *Build It Better Yourself* woodworking books (\$75) ● Skil plunge router model 183502 and accessories (\$250) ● Thompson-Formby five \$100 Formby gift sets ● Vaughn & Bushnell ten handyman utility packs (\$29 each) ● Wilke Machinery Bridgewood model BW12P 12" planer (\$399) ● Williams Tools Black & Decker cordless jigsaw 3140 (\$250) ● The Woodworkers Store \$50 gift certificate ● Woodworkers Supply of New Mexico Matchmaker jointer (\$549) ● The Woodworks two \$25 gift certificates

1990 RULES

1. Make projects no larger than 2'x2'x2'. The primary material should be wood, but may incorporate other materials.
2. Please follow Consumer Product Safety Commission guidelines: Nontoxic wood finishes only; no parts smaller than 1 1/4" square on toys for children under 3 years of age; no sharp corners or points; pull strings longer than 12" should not have beads or other attachments that could tangle and form a loop.
3. **No purchase necessary.** Complete an entry form, photocopy an entry form, or print Build-A-Toy at the top of a 3x5" card with your name, address, daytime phone number, and division. Mail with the toy to: Build-A-Toy, WOOD Magazine, 1912 Grand Ave., Des Moines, IA 50309.
4. Those not winning prizes and woodworkers who build toys from plans are eligible for a Random Drawing. For each toy received, your name will be entered once. Without a toy, you may enter the Random Drawing by completing the entry form described in Rule 3. Chances of winning depend on the total number of entries received. Meredith Corporation, whose decision is final, will supervise the Random Drawing.
5. Entries must be received by February 1, 1990. All entries must be postpaid; collect entries will be refused. Attach an entry label to each toy.
6. Entry constitutes permission to use winner's name and photograph for promotional purposes. Employees and family members of Meredith Corporation, their affiliates and subsidiaries are ineligible.
7. The first 1,500 entrants will receive a 3' Starrett pocket rule (\$3 value) and Vermont American Iso-Temp-Claw power screw-driving bit (\$3 value). Canadian entrants, as required by law, must answer the skill-testing question on the entry label. All federal, state, provincial, and local laws apply. Void where prohibited. Contest and Drawing void in Quebec.
8. Winners will be selected and notified by mail on or about April 15, 1990, and will receive the prize directly from the manufacturer/distributor. For a list of winners, send a separate, self-addressed stamped envelope to Build-A-Toy, P.O. Box 11454, Des Moines, IA 50336-1454.
9. Meredith Corporation will donate all entries to the U.S. Marine Corps Reserve Toys for Tots program.
These additional rules apply only to the design contest:
10. Toys must be your original design. A different approach to an existing toy would qualify. Please, do not enter toys with only subtle changes from published patterns.
11. A panel comprised of representatives from the U.S. Marine Corps Reserve, Meredith Corporation, and woodworking experts will judge the toys on child appeal, craftsmanship, originality, and durability. The panel's decision will be final.
12. Professional woodworkers include woodworking teachers and anyone earning income by selling wooden items.



- Give this toy to Toys for Tots and enter my name in the drawing.
- Before you donate my toy to Toys for Tots, please enter this toy in the design competition.

Name _____

Phone _____

Address (Home) _____ (Work) _____

City _____

State _____ Zip: _____

Student Home Hobbyist Professional

Canadian woodworkers: Walnut is a hardwood. True False

Design competitors only: I certify that I have designed and built this toy myself. Should my entry win, I agree to cooperate with WOOD magazine in supplying builder's notes and a bill of materials for publication.

Signature _____ Date _____



CALL TOLL FREE

1-800-523-4777 (East of the Miss.)

1-800-541-5537 (West of the Miss.)

10" HEAVY DUTY TABLE SAW



Precision ground cast-iron table and wings. 1 1/2 H.P. motor. Weighs 255 lbs.

MODEL G1022

Regularly \$345.00

ONLY \$325.00 F.O.B.

MOBILE BASE \$89.95

MODEL G1739 Prepaid To You

10" SUPER H.D. TABLE SAW



Precision ground cast-iron table and wings. 3 H.P. motor. Weighs 500 lbs.


MODEL G1023

ONLY \$850.00 F.O.B.

MOBILE BASE \$89.95

MODEL G1740 Prepaid To You

THE INCREDIBLE SHOPHELPER



A MODEL FOR EVERY APPLICATION!

MODEL G1630 - YELLOW SHOPHELPERS FOR TABLE-SAWS

MODEL G1578 - GREEN SHOPHELPERS FOR SHAPERS

MODEL G1766 - ORANGE SHOPHELPERS FOR RADIAL-ARM SAWS

YOUR CHOICE - **ONLY \$49.95**

Prepaid To You!

MADE IN USA!

Thousands sold at up to \$89.95!

INCR A JIG



Make intricate dovetails, finger-joints, etc....with this amazing jig.

Introductory Price!

MODEL G1768

AVOID \$29.95 Prepaid To You

SET-UP HASSLES

TEMPLATES FOR INCR A-JIGS

MODEL G1832

ONLY \$9.95 Prepaid To You

CLAMPING MITRE-GAUGE



A very handy device that holds the work-piece

MODEL G1822

ONLY \$29.95 Prepaid To You

MINI DUST COLLECTORS



The Lowest Price IN U.S.A.!

This portable dust collector is the answer to the small shop mess. Motor draws 8 amps and unit weighs 77 lbs.

MODEL G1031

ONLY \$169.95 Prepaid To You

1821 Valencia St.
Bellingham, WA
(206) 647-0801

MON-FRI — 8:30 AM to 5 PM



2406 Reach Rd
Williamsport, PA
(717) 326-3806

MON-FRI — 8:30 AM to 5 PM

SAT. — 8:30 AM to 1 PM



EARN CASH, PRIZES FOR YOUR TOP SHOP TIP

Do you have a great shop tip (or two) you'd like to share with other WOOD® magazine readers? For each published submission, you get:

- \$25 from WOOD magazine.
- A \$25 gift certificate. Winners in this issue choose merchandise from the Leichtung Workshops mailorder catalog shown at right.
- And, a chance to win a woodworking power tool or accessories for submitting the top shop tip.

We try not to use shop tips that have run in other publications, so please send your tip to only one magazine. We cannot return shop tips. Mail your tips, address, and daytime phone number to:

Top Shop Tip

Better Homes and Gardens®
WOOD® Magazine
P.O. Box 11454
Des Moines, IA 50336-1454

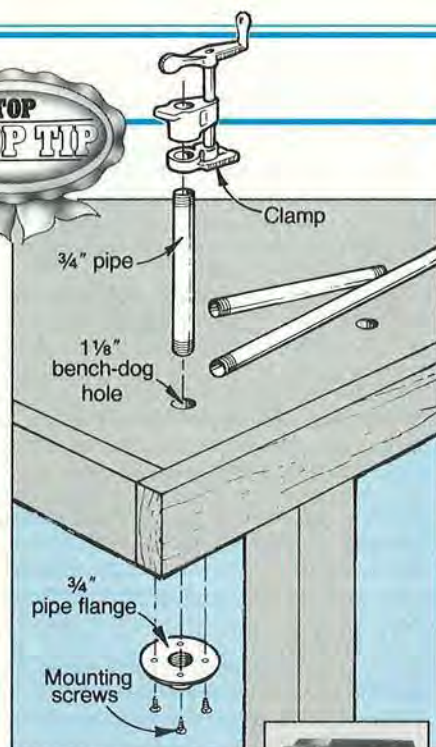


A BENCH HOLD-DOWN ANYONE CAN AFFORD

European-made woodworking benches typically include metal bench dogs and other devices for securing workpieces in place for sanding, carving, and other operations. There's no question they're desirable, but their cost puts such niceties out of reach for many of us.

TIP: Tailor-make hold-downs for your bench by calling one or more of your 3/4" pipe clamps into double duty. At suitable intervals (we spaced ours 1' apart in two rows 1' apart along the front of a bench), bore 1 1/8" holes through the surface of your bench. Then, screw pipe flanges in place underneath as shown at right. Thread a length of pipe into the flange, add the clamp, and you have an inexpensive hold-down. To accommodate a variety of stock thicknesses, buy varying lengths of pipe.

—Tom Koenig, Easton, Mo.

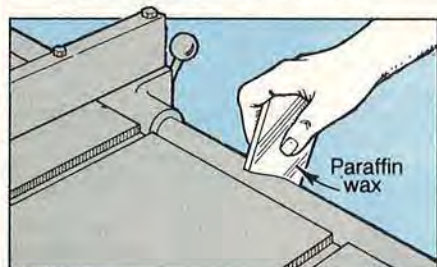


For sending the Top Shop Tip, Tom receives the Delta model 11-950 drill press shown at right.



PARAFFIN HELPS RIP FENCE GLIDE SMOOTHLY

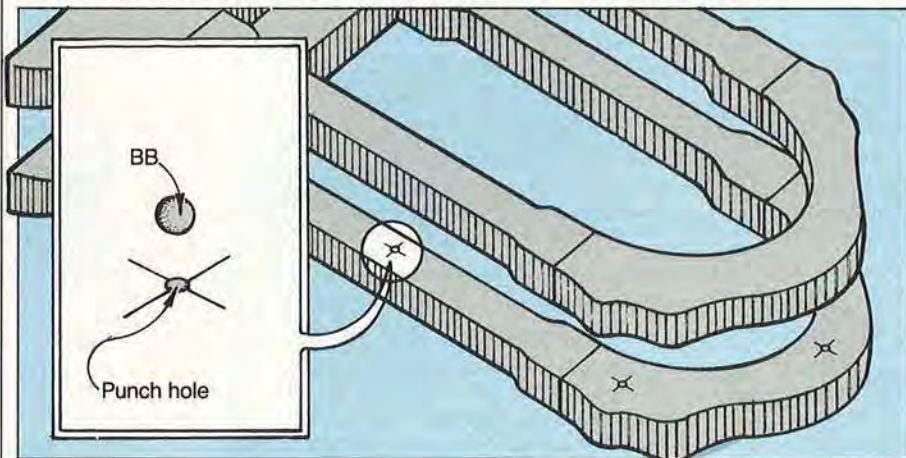
The metal parts of a ripping fence and the rail on which it rides can stick, making it difficult to position the fence exactly as you want.



TIP: Rub a paraffin bar along the rail as shown above to apply a thin coat of wax, which allows the fence to glide smoothly along the rail. You can purchase paraffin at most grocery stores.

—From the WOOD magazine shop

BBs HIT BULLSEYE FOR DOWEL-HOLE PLACEMENT



Precisely locating dowel holes in matching pieces that have unusual shapes will help you produce a properly fitted project. Here's a method that's quicker and just as accurate as the method using small nails described in the quilt rack project featured in the February 1987 issue of WOOD magazine.

TIP: First, mark the centerpoints of the dowels with an awl. Then, tap BBs slightly into each awl mark. Place the corresponding curved top piece precisely on top of the first one and tap with a rubber mallet. When you separate the two wood pieces, the BBs will make dowel centermarks that match exactly.

—Bernard Paumier, Baltimore, Ohio

Continued on page 22

Like Having A Lumberyard Right In Your Shop!



**FREE
30-DAY
TRIAL!**

MADE IN U.S.A.

NOW! Choose From
Three Sizes - 12-in. or
Popular 18-in. Planer
or NEW 25-in. Model!

Only **Woodmaster**[®]
lets you

PLANE MOLD & SAND

with the Precision Control of
Infinitely Variable Power-Feed!

MAKES YOU MONEY... SAVES YOU MONEY!

Put this versatile power-feed tool to work in your own shop . . . see how fast it pays for itself! Quickly converts low-cost rough lumber into valuable finished stock. Turns out perfect picture frame moldings, quarter-round, casing, tongue & groove . . . all popular patterns . . . any custom design!

✓ **Just a twist of the dial** puts twice as many cuts-per-inch at your fingertips as any comparable planer—from 70 to over 1,000 CPI! This heavy-duty machine will sail through even the toughest oak at higher speeds, or you can slow it down to handle those “hard-to-work” pieces like curly maple, knotty cedar, burls, knees and much more! A valuable feature for molding work, where profiles make sanding impossible.

✓ **Now choose from three powerful models!** Woodmaster introduces the first 18" and 25" Planer/Molders... with all the features that have made the 12" model the most versatile Planer/ Molder on the market! Send for Free Facts today!

✓ **Change to Molding or Sanding in just minutes!** Unique “Morse-Taper” Quick Change Cutterhead guarantees fast change-over . . . bearings remain factory set . . . precisely aligned at all times.

Here's What Woodmaster Owners Say:

Shop Test Results—“It does an excellent job of planing, on a par with more expensive machines, and even better than some commercial models.”

Editor, Workbench Magazine

Gets More Done—“I build grandfather clocks, music boxes, toys and picture frames. They say a craftsman is only as good as his tools, and let me tell you, my Woodmaster is tops. I get more done, and done right, than I ever did before.”

R.V. Delacourt, Cleveland, Ohio

Best Value—“After checking them all, Woodmaster was obviously the best deal for the money. Also, I would like to acknowledge the polite and prompt service.”

E. D. Holtz, North Carolina

Likes Woodmaster Best—“I have two other planers in my shop . . . wouldn't trade my Woodmaster for either one. I am delighted with its versatility and precision.”

Ron's Custom Cabinets, Colorado

Paid Off Fast—“Paid for itself in no time flat.”

E. L. Walters, North Dakota



Woodmaster's Quick-Change Molding Head lets you create custom moldings from any stock. Choose from over 250 standard trim and picture frame patterns . . . or design your own!



Power-fed sanding speeds production and improves the quality of your work. No more waves or cross-grain scratches. Separate sanding head installs in just minutes.

MAIL COUPON TODAY OR CALL TOLL FREE 1-800-538-4200 Ext PW34

FREE 30 DAY TRIAL!

Send for complete information on how you can try this versatile power tool in your own shop for 30 days. You must be satisfied! We'll also send you details on Woodmaster's One Full Year Warranty and our convenient Easy-Payment Plan.



YES! Please rush me your FREE Information Kit which tells in words and pictures why this amazingly designed powerfeed shop is so much better than other single-purpose or combination tools. Also send me details on your 30-DAY FREE TRIAL GUARANTEE.

Woodmaster Tools, Dept. PW34, 2908 Oak, Kansas City, MO 64108

NAME _____

ADDRESS _____

CITY _____

STATE _____ ZIP _____

TRANSPOWER

We are NOT NO. 1 in catalogue and advertising.

We are NO. 1 in QUALITY, PRICE & WARRANTY - You check! CALL 1-800-654-7702

Credit Card Orders

**SHAPER/ROUTER MACHINE**Extra Large Table
Only \$6981 1/4", 1", 3/4" & 1/2" spindles, 1/4" & 1/2" router chucks, 3HP motor, 25"x22" mirror table, dovetailed miter gauge, 8000/11000 reversible 2 speeds, 3" spindle travel, precision steel fence, 6" insert opening, side & top spring hold-down, dead collar for irregular surface, 34" height, 425 lbs.
Optional roller extension.**12" AUTO PLANER**Sale \$345
Free dust chute


2HP, 115V, 12"x6" capacity, 1/4" max cut, 0.2" range, 26.2 FPM rate, 8000 RPM, 16000 cuts, 2 feeders & extensions, all ball bearings, 65 lbs.

15" AUTO PLANER

8" Opening, 2 spds 1685



15"x8" capacity, 2 feeders, 3HP 18 AM. motor, 3 blades, 1/4" FMP rates, 1/4" max cut, 0.2" range, 5100 RPM/15300 cuts, 20"x16" table, 2 extensions, 520 lbs.

20" AUTO PLANERAP200A \$1175 Econ.
AP200 \$1685 H.D.

5HP, 20 AMP motor, 20"x8" capacity, 4 blades, 1/4" FMP rates, 1/4" max cut, 0.25" range, 20000 cuts/min, 26"x20" table, 2 feeders & extensions, 980 lbs.

DUST COLLECTOR

Sale \$295

Industrial
3HP \$385**10" TABLE SAW**Super H.D. \$795
Commercial 2HP \$365w/Biesemeyer Fence \$995
3HP, double lock top precision fence with micro adjustment, cast iron construction, 3 v-belt drive, 3" max cut, 40"x27" mirror table with T-slot, 5/8" arbor 4200 RPM, 33.5" rip capacity, 500 lbs.**8" JOINTER**JT860A \$625 Econ.
JT 860 \$685 H.D.

2HP, 9"x68" extra long bed, 3 blades, 2 v-belt drive, 1/2"x8" cut, 36" fence, 4500 RPM, precision lead screw, built-in chip chute, 500 lbs.

DRUM BRUSH SANDER

Sale \$248



2HP, induction motor, sealed ball bearing, universal drum/brush design, 1"x40" spindle, 1725 RPM, optional stand, 85 lbs.

90" EDGE SANDER

Sale \$425



1 1/2HP, 6"x90" belt tilts 90°, 28"x10" cast iron table, T-slot miter gauge, quick belt release design, heavy duty stand, adjustable fence, 260 lbs.

TRANSPOWER

TCM Industries, Inc. 322 Paseo Sonrisa, Walnut, CA 91789

For FREE 54 page catalog
Call (714) 594-9018

Make Your Router More Versatile!

Table Mount Your Router like Rick and Bob Rosendahl, The Router Experts.



Convenient bit tray and accessories.

Table Mount System includes:

- 1 - Half Fold Bench/bit storage tray. (HF060)
- 1 - 11x11 Router Base Plate (BP1101 or BP1192)*
- 1 - Safety Pin (SGP010)
- 1 - Table Fence (F016)
- 1 - Brass Insert (IS026)
- 1 - Brass Ring Nut (GN02)

FREE BONUS Storage Bench Plan (P021)

* Our standard BP1101 will be sent unless you state the make and model of your Router.

RETAIL PRICE \$230.00 U.S.

Special
\$199.95 U.S.
ADD \$10.00 for
U.P.S. Shipping
**WHILE QUANTITIES
LAST!!**



Router adjustments and bit changes made easy.



Snap together assembly.



To order by Mastercard or Visa call toll free **1-800-665-0252**
or mail to:

Oak Park Enterprises Ltd., P.O. Box 13, Stn. A, Winnipeg, Manitoba, Can. R3K 1Z9

The Japan Woodworker's Catalog is...

loaded with the best tools you can get your hands on. In our catalog you will find a huge selection of Japanese saws, waterstones, chisels, planes, carving tools, cutlery and books. Send \$1.50 for our catalog and supplements during the next two years.

THE JAPAN WOODWORKER
1731 Clement E1, Alameda, CA 94501
Phone 1-800-537-7820

WOOD TOY

- ★ Patterns
- ★ Parts
- ★ Wheels
- ★ Many New Patterns to Choose from.
- ★ Executive toys

SEND \$1.00 FOR NEW CATALOG & RECEIVE COUPON FOR FREE WHEELS & AXLE PEGS.



toys and joys

Box 628W Lynden, Wash. 98264

CREATE A FAMILY TREASURE WITH KUEMPEL CHIME Red-i-Kut Kits


Each case is carefully handcrafted by grandfathers in 3/4" walnut cherry or oak. Precision West German movements, handcrafted pendulums, and individually handpainted moonwheels.

Write or Call for Catalog \$2
1-800-328-6445
Kuempel Chime
Dept. 020
21195 Minnetonka Blvd.
Excelsior, MN 55331
Serving clockmakers for 65 years.



PATTERNS \$1.00

SAME SIZE OUTLINE DRAWINGS NO ENLARGING NECESSARY TRACE & CREATE



FREE CATALOG WITH ORDER

SEND THIS AD & \$1.00 FOR EACH PATTERN (Plus 50c postage per order)

DESIGN GROUP, Box 514-JJ, Miller Place, NY 11764

NEW MODEL!

ScrollMate 21" ScrollMate Scrollsaw



- **BIG Capacity**—21" Throat depth, Full 2" depth-of-cut.
- **5-Speeds**—170, 450, 790, 1140 & 1370 strokes-per-minute
- Handles a variety of materials
- **Built-In Air Bellows** (standard).
- **HUGE, Tilting Table** (14" x 22-1/2").
- **Smooth, Quiet Operation.**
- **Sturdy Steel Stand** (included).
- **Durable Construction**—Made of rugged cast aluminum for a lifetime of dependable service.
- **Value-Priced**—One of the best scrollsaw bargains you'll find!

LIMITED 2-YEAR WARRANTY

SEND TODAY FOR YOUR

Free

FACT KIT



Send your mail-in inquiry to:

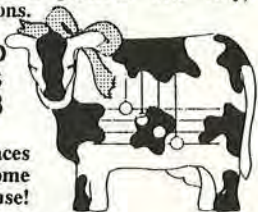
P.O. Box 710-CH
Xenia, Ohio 45385
Or call TOLL-FREE — 1-800-533-3728
Dealer Inquiries Invited

Fun To Make!

DOOR HARPS 15 Designs for \$6.98

Easy to make! Our Door Harps make great gifts that will provide years of enjoyment. Your choice of two pattern books--Musical Zoo or Traditional. Each pattern booklet includes 15 full-size patterns with easy, detailed instructions.

MUSICAL ZOO DOOR HARPS #720 \$6.98



These friendly faces will be right at home in your house! Designs include a Reindeer, Moose, Cat, Bears, Duck, Fish, 2 Cows, 2 Bears, Dinosaur, Puppy, Bunny, Pig, Tiger, & Rooster!



TRADITIONAL DOOR HARPS #718 \$6.98

These Traditional Patterns include the Tulip, Pear, Colonial, Corkboard, Heart, Bulb, Leaf, Hexagon, Harp, Frying Pan, Oak Leaf, Egg, Star, Note & Bell.

Timbers Woodworking - (916) 581-4141

ORDER FORM Patterns & Supplies

- T720 Musical Zoo Patterns \$6.98
 T718 Traditional Patterns \$6.98

Note: Each door harp needs 4 Clapper Balls, 8 Tuning Pins and 3' Tuning Wire.

- 3/4" Clapper Balls
Single .15 ea./ 100 pkg \$9.90
- Nickel Steel Tuning Pins
Single .35 ea./100 pkg \$25.00
- Tinned Steel Tuning Wire
3'-.50 / 30'- \$3.00
- "T" Handle Tuning Pin Wrench
\$9.95

Amount for patterns/supplies _____

If you live in Calif, 6% Sales Tax _____

Shipping/Handling Charge \$2.50 _____

Total Enclosed _____

Ship to:

Name _____

Address _____

City _____

State _____ Zip _____

Woodworker pattern catalog included FREE with order. \$1 alone.

Timbers Woodworking
A77 Lake Forest Road
Carnelian Bay CA 95711

Visa or Mastercard Orders
Phone 24 hours:
916-581-4141

VISIT THE SHOW NEAR YOU!

- Free Workshops
- 100 Exhibits • Win a Jeep 4x4

★ The Woodworking Shows ★ machinery tools • supplies

See the Widest Variety of Woodworking Products All Under One Roof
HUNDREDS OF ITEMS
Machinery • Power & Hand Tools • Supplies

- October 13-14-15 Baltimore/Washington
October 20-21-22 Pittsburgh Tri-State
October 27-28-29 Central Florida
November 3-4-5 Oregon
November 10-11-12 So. California
November 17-18-19 San Diego
December 1-2-3 Delaware Valley

Coming in 1990...Arizona, Atlanta, Charlotte, Chicago, Cleveland, Colorado, Dallas, Indianapolis, Kansas City, Milwaukee, No. California, Richmond, St. Louis, Salt Lake City, So. California...and more

Seminars by James Krenov, Roger Cliffe, Bob Rosendahl, Rude Osolnik, Nick Cook, Ed Speas, Peter Good, Ernie Conover, Michael Hanley, Luther Judt and other Master Craftsmen

1-800-826-8257 or 213-477-8521
Call for free brochure 8:30 - 5 Pacific Time

Save \$1 off reg. \$6 admission with this ad

CUT & MAIL ORDER FORM

Go Ahead, Make My Day, *Easier!*

ARROW
ELECTRO-MATIC



HOT MELT GLUE GUNS

Make repairs a snap with the most comfortable and versatile Hot Melt Glue Gun going. The unique design keeps heat flow away from handle so it doesn't get too hot to handle as others do.

Bond almost anything permanently in 60 seconds without the need of mixing or clamping. You can replace bathroom tile, repair leather goods, toys, seal packages, fix furniture, glue picture frames, and it's the ideal tool for arts and craft projects.

ARROW FASTENER COMPANY, INC.

271 Mayhill Street, Saddle Brook, NJ 07662

In Canada: Jardel Distributors, Inc., 6505 Metropolitan Blvd. East, Montreal H1P 4X9 Quebec.

© Copyright 1988 Arrow Fastener Company, Inc.

MOBILE "K" FILTER

Captures Dangerous Respirable Dusts

removes

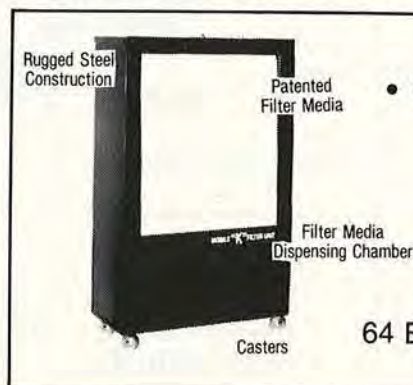
- Fine Sawdust
- Ceramic & Fiber Dusts
- Plaster Dust
- Oil Mist

\$296.50

Tech Paper, Inc.

64 Euclid Ave., Pittsfield, MA

(413) 499-3351



TIPS FROM YOUR SHOP (AND OURS)

Continued from page 18

END THE SEARCH FOR GLUE-BOTTLE CAPS

All too often, the original cap that's supposed to seal a glue bottle vanishes from your workshop. Before you know it, your bottle spout plugs up with dried glue.

TIP: Electrical connectors (wire nuts), normally used to fasten and insulate electrical wires, also make excellent caps for glue bottles. Their large size and loud colors make them easy to find and keep on the bottle.

—Fred A. Race, Euclid, Ohio

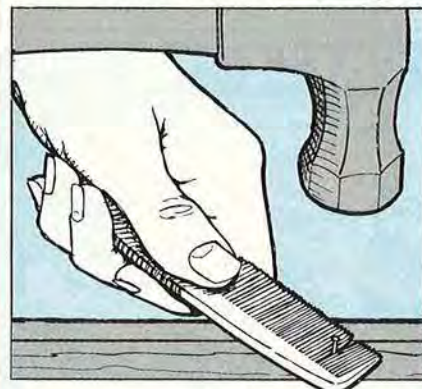


USE A COMB TO HAMMER YOUR NAILS—AND NOT YOUR FINGERS

Anytime you drive small brads and tiny nails, you run the risk of hitting the wrong nail—your fingernail. Ouch!

TIP: An everyday pocket comb does a nice job of holding those little fasteners, especially nonferrous nails and brads that ignore the grip of magnetic holders.

—Frank A. Erdt, Gum Spring, Va.



Continued on page 24

To Get A Free Gift From Dremel, Clip Out These Coupons And Stick Them On Your Refrigerator.



The Moto-Tool and cordless Freewheeler. Tools that come with the power to get any job or hobby project done quickly.

Right now they also come with an extra gift or two, *free*, in specially marked packages.

The Freewheeler comes with 30 bits in a unique charging/carrying case, and *175+ USES*, the indispensable guide to all the work you can do with these tools. It's a \$7.95 value, free.

With the Moto-Tool you'll get 40 bits; the guide, *175+ USES*; and a handy knife set with 3 handles and 13 blades. That's \$22.95 of extras, at no charge.

So ask for the world's most versatile power tools. And get these extra gifts. All at the drop of a hint.

DREMEL®
Gets the job done bit by bit.

JET TABLE SAW + BIESEMAYER \$ 579



JET
EQUIPMENT & TOOLS
A World of Value

FREE FREIGHT
On JET Orders
over \$ 1899

JTS-10 10" 1-1/2hp Saw + Biesemeyer # 40	\$ 579
CTAS-10 3hp, Sgl Ph + Biesemeyer # 50	1299
CTAS-10-1 3hp, Sgl Ph + regular fence	1149
JWS-18 Woodworking Shaper	335
JWS-34-1 Woodworking Shaper	895
WSS-3 Woodworking Shaper	1289
JJ-4 4" Jointer	215
JJ-6 6" Jointer	325
JJ-8 8" Jointer	849
DSS-15 15" Scroll Saw	118
SS-24 24" Scroll Saw	675
DBS-10 10" Bandsaw	129
JBS-14MW 14" Bandsaw	335
JBS-18 18" Bandsaw	689
BDS-499 Drum Sander	539
JSG-1 1"x42" Sander	115
JSG-96 6" x 48" / 9" Belt Disc Sander	239
JSG-6 6" x 48" / 12" Belt Disc Sander	439
JDS-20 20" Disc Sander	995

Call for quotes on other JET products!!!

Quantities limited at above prices. Order Now.
Orders shipped from Santa Rosa, CA., Smyrna, TN,
Tacoma, WA.

Prices Subject to Change Without Notice

JET NEW! 1" X 30" SANDER \$59.95



FREIGHT PREPAID
Introductory Offer

This new sander is great for the Home shop, Tool Room, or Hobby Shop. It is versatile for sanding wood or metal, use it for tool sharpening, deburring, or sanding. Take advantage of this great introductory price of \$ 59.95 and **FREIGHT PREPAID**.

JET 15" SCROLL SAW \$ 119.95



FREIGHT PREPAID
Special Offer

JET 12" PLANER \$ 389



Nationwide service, \$2,000,000 parts inventory and the most reliable warranty in the business. Jet is unquestionably the best value in woodworking.

Ad Expires 12/31/89 - Copyright 1989/1990

Call for **FREE** catalog - Our 25th Year - CA residents add sales tax
(800) 346-0387 (800) 345-8665 in Calif.
FAX (707) 545-3705
1651 Piner Road, Santa Rosa, CA 95403

SANTA ROSA TOOL & SUPPLY, INC.

TIPS FROM YOUR SHOP (AND OURS)

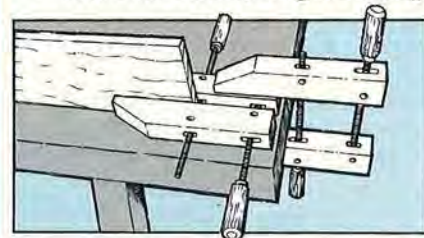
Continued from page 22

HANDSCREWS MAKE THE BEST OF 'EDGY' WORK SITUATIONS

Although a woodworking vise will hold small pieces of stock on edge, some unwieldy jobs such as planing an edge or drilling holes into the face of an edge dwarf a vise. The vise cannot provide the kind of support you need—especially for long boards.

TIP: Use a pair of large hand-screws to hold each end of a workpiece in place on top of your bench as shown below. Start by securing one clamp to the bench. Then, follow these two steps for tightening the clamp holding the workpiece: First, adjust the screw nearest the stock to the thickness of the board. Second, with the clamp jaws parallel, tighten the other screw to secure the board.

—From the **WOOD** magazine shop



POUR AN INSIDE FINISH

Sometimes, it's impossible to use paintbrushes to apply finishes to the inside of small hollow objects such as vases.

TIP: Often, it's easier and more effective to pour finish into the hollow article, turn and tilt to coat all surfaces adequately, and then pour out the finishing material. Be sure to invert the piece long enough to drain completely.

—From the **WOOD** magazine shop



Continued on page 27

BE YOUR OWN BOSS IN A BUSINESS WITH CLEAR-CUT PROFITS!



Gain Financial Independence by Operating Your Own Sharpening Business.

"A Sharp Outlook on the Future!"

Call Toll Free:
1-800-343-4959 (Ext. 38)

The secret to starting a business that will really pay off is to offer a service that people in your area need. That's why a carbide sharpening business is such a low risk venture.

Carbide tools have become a common fixture in many businesses and home hobby shops. But it takes a sharpening shop with specialized equipment to keep them in top cutting condition! Whether you live in a rural community, or a big city, there are hundreds of carbide tools that need sharpening in your area.

Foley-Belsaw wants to work as your partner in this lucrative line of work. Whether you want to set up a full-time business, or just make a few extra dollars to supplement your income, we'll supply the equipment and training you need to make money from day one. All we ask from you is an entrepreneurial spirit and an up-front investment so small it quickly pays for itself!

Send or call for your **FREE Business Owner's Fact Kit!**

Foley-Belsaw Co., 6301 Equitable Rd.,
Dept. 60642, Kansas City, MO 64120

YES! I want to know more about how I can succeed at my own sharpening business. Please send me my **FREE Business Owner's Fact Kit.** (There's no obligation, and no salesman will call.)

Name _____
Address _____
City _____ State _____ Zip _____
(_____) _____
Area Code Phone Number



It always pays to be well-connected. In this case it pays a hundred bucks.


The new Delta Plate Joiner. Bolt one of these babies to your bench between now and the New Year and Delta will send you a check for 100 bucks. That'll buy a lot of biscuits for all the great connections you'll be making. Because once you've worked with our new stationary Plate Joiner you'll never want to be without it.

This one puts an end to the dowel-joint struggle. And it takes biscuit joining a giant step beyond anything you can imagine with a portable joiner.

A foot pedal controls blade movement, so both hands are free to control your work. You can handle edge, face, bevel edge, bevel end and miter joining, as well as Tee-molding with all three standard biscuit sizes.

The table raises and lowers to handle large workpieces. And it's slotted to accommodate an adjustable stock-stop for edge or miter joining. An auxiliary table swings into place for bevel joining.

If you're ready to make some great new connections, call toll free for the name of your participating Delta Distributor. Delta International Machinery Corp., 800/438-2486 (in PA 800/438-2487).



Offer good only from participating distributors in continental U.S., Alaska and Hawaii from Sept. 1 thru Dec. 31, 1989.

Building
On Tradition
DELTA
A Pentair Company

ORDER
TOLL FREE
1-800-288-7297
Extension 90

Professional Quality Woodworking Machines At Affordable Prices

SAW
STAND
On Sale!
reg. \$39.00
Now Only
\$26.00




New Low Price...

Super 15" Scroll Saw On Sale... \$119.95

Cut intricate wood patterns easily with this versatile machine. **Many extras, including:**

- Accessory package now worth \$52.00
- New "E-Z Set" Blade change system



Add \$10 UPS Freight

FEATURES:

- **Parallel Rocker Arm Cutting System:** Drives the blade up and down, avoids blade breakage, polishes as it cuts, eliminates sanding.
- **"E-Z Set" Blade change system:** Clamps any thickness blade (down to "000" size) easily into the "E-Z Set" pivoting blade holders mounted permanently on the saw arms. Simplifies reattaching blades especially when making internal cuts.

SPECIFICATIONS:

- **Construction** Cast Iron
- **Throat depth** 15"
- **Max depth of cut** 2"
- **Machine weight** 43 lbs
- **Motor** - Heavy duty totally enclosed fan cooled 110-120V, UL listed, ball bearing induction motor
- **Blades** - uses 5" standard & pinend
- **Stroke length** 3/4"
- **Cut Speed** 1650/min
- **Table tilt** 0 - 45° to left

Options: Dust Blower & Saw Stand

Free with Purchase of Saw

- 12 Blade Assortment \$ 3.50 value
 - Extra Std. Blade Holder set.... 8.50 value
 - E-Z Set blade change system...15.00 value
 - Neptune 1-1/2" plastic Lettering guide set & patterns..... 25.00 value
- FREE ... \$52.00 VALUE**

Scroll Saw and Accessories Price List (Compatible with Penn State Super 15" Saw and Scroll Saws of similar design)

Super 15" Scroll Saw - complete & assembled
#SAW \$119.95 (\$10 UPS)

Dust Blower

Keeps your pattern line visible at all times. Our most popular accessory. Installation instructions included.
#BKT \$ 15.00/kit (*)

Scroll Saw Stand

37" high, drilled to align with saw, great convenience.
#STD ..reg \$39.00, **On Sale... \$ 26.00** (\$4 UPS)

Scroll Saw Blades

#BPK - 4 dz asst (2dz Pinend, 2dz #9) ..\$ 14.00 (*)
#BPS - 2 dz Spiral blades (size #2)\$ 10.00 (*)

"E-Z Set" Blade Change System

(Free with purchase of saw). Includes top & bottom holders, all hardware and instructions.
#RET \$ 15.00/set (*)

Neptune 1-1/2" plastic Lettering Guide Set

(Free with purchase of saw). Includes upper & lower case alphabet + numbers + FREE patterns.
#LN1... reg \$25.00, **On Sale... \$ 12.00/set (*)**

Foot Switch

7 amp, 6 ft cord. For hands free operation.
#FSW \$ 20.00/ea. (*)

(*) No freight chg if ordered with Saw, \$3.00 for any combination of these accessories ordered separately

Don't settle for less from importers selling stripped down versions of our Saw

Super 125 Planer

Portable with "Power Feed" • Shipped assembled • Retail value over \$600.00

On Sale ... \$349.95



Add \$15
UPS
Freight

This machine will pay for itself time and again by planing your own lumber. At 65 lbs, you can carry this Planer to a job site or mount it permanently in your workshop like any stationary machine. **You'll spend hundreds of dollars less** for this 12-1/2" power feed Planer than for a traditional stationary model of a similar capacity - with comparable results.

SPECIFICATIONS:

- **Knives**.... 2ea, 12-1/2" wide, HSS
- **Motor** - 16 Amp, 115V, 8000 RPM
- **Auto Feed rate** 26.2 FPM
- **Cutting speed** 16000 Cuts/min
- **Thickness of stock** 3/16" to 6"
- **Size** ... 15-1/2"H X 22"W X 21" Bed
- **Max Depth of cut** 1/8"



Free
plans for
roller stand
with
purchase
of rollers

Planer & Accessories Price List

Super 125 Planer - complete and assembled
#PLA \$ 349.95 (\$15 UPS)

Extra Set of 2 Knives - High speed steel, 12-12"
#PKN \$ 25.00/set (*)

Dust chute - for vacuum takeoff of wood chips
#PDS \$ 24.00 (\$3 UPS)

Planer stand - Heavy duty, 27-1/2" high
#PST ..reg \$44.00, **On Sale... \$ 39.00** (\$6 UPS)

Ball Bearing Rollers - (Minimum purchase 2 rollers)
Build a roller stand, infeed/outfeed table ect. with these 13" X 2" Heavy Duty rollers. Purchase includes FREE plans for building the roller stand shown above.
#BBR \$ 6.50/ea (\$3 UPS/per order)

(*) No frt chg if ordered w/Planer, otherwise add \$3 UPS

DC-1 Dust Collector On Sale ... \$189.95

Keep your shop clean and safe from sawdust with our large capacity, commercial style system. This collector has up to **10 times more air flow** than a Shop Vac and runs much quieter.

SPECIFICATIONS:

- 1hp, 110/220V (pre wired 110V)
- 610 CFM air flow • 6990 FPM air speed
- 2 Bags 15"dia X 22" • 20 gallon bag
- 4" inlet • Casters on base
- Weight 75 lbs • Size - 26"x15"x57"H

Free with Purchase of DC-1

20 Feet Of Duct Hose
4" To 3" Rigid Adaptor • 4" To 2" Flex Adaptor
Plans For 2 Stage Setup • Sources For Piping & Fittings

FREE ... \$15.00 VALUE



Add \$20
UPS
Freight

Penn State's Commitment

Our company has been in business for over 50 years. We unconditionally guarantee your satisfaction with our fine machines. All of our machines carry a **Thirty day Money Back Guarantee and One year Warranty for Parts and Labor**.

PENN STATE INDUSTRIES-W

2850 Comly Road • Phila, Pa 19154
Order Toll Free 1-800-288-7297 (Ext 90)

For information 1-215-676-7609 (Ext 15)

Visa, Master, & Discover Card accepted
Pennsylvania residents add 6% Sales Tax

Add UPS Shipping Charges as noted

Continental U.S. only (Call for shipping charges to other locations)

TIPS FROM YOUR SHOP (AND OURS)

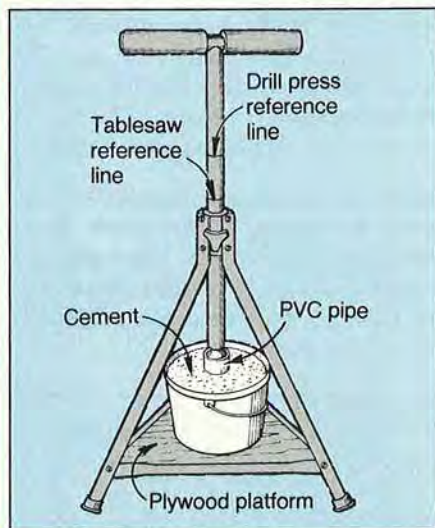
Continued from page 24

HOW TO IMPROVE YOUR WORK SUPPORT

Surely one of the handiest helpers in a shop is the adjustable work support. But, they do have their faults. Light ones, for example, tip easily. And, you often have to try two or three times before you get the height adjustment correct.

TIP: Stabilize those lightweight work supports by adding ballast in a 2-gallon ice cream container or small paint bucket filled with concrete. Lowering the center shaft into a short length of PVC pipe set in the middle keeps the weight in place on its plywood platform (see drawing below). To quickly adjust the height for specific tools, score lines on the center shaft and, if you like, make masking-tape labels to remind you what the lines mean.

—John Rojas, Denham Springs, La.



MORE TIPS FROM OUR WOODWORKING PROS

You'll find other handy shop tips in this issue of *WOOD* magazine:

- Add non-skid feet to your projects by filling counterbores with a bit of flexible silicone. See our bookends project on page 85.
- See our easel project on page 88 for a way to make wooden hinges.
- We've devised an easy-to-make drill guide that helps you drill several holes at the same angle. Take a flight over to our biplane project on page 90. 🌲

FULL-SIZE FURNITURE PLAN ROLL-TOP DESK



CATALOG
200 full-size
professional
furniture plans
— \$3.00

Authentic double pedestal desk, 30" deep, 52" wide, 30" high. Roll-Top Unit adds 14" to height. Both single curve and double curve full-size profiles included. Plan #139 (Double Pedestal Desk) \$12.95
Plan #140 (Roll-Top Unit) \$12.95
Complete Desk Plans \$25.00
(catalog free with order)

FURNITURE DESIGNS, INC. Dept. BD-129
1827 Elmdale Ave., Glenview, IL 60025
(312) 657-7526

HAND SCREW CLAMPS

Build Your Own Quality Clamps
For About \$3.00 Each


- NO SPECIALLY THREADED SCREWS TO BUY
- USES READILY AVAILABLE HARDWARE STORE ITEMS
- NO SPECIAL OR HARD TO FIND TOOLS TO BUY
- BUILD WITH COMMON HOME SHOP TOOLS
- THESE QUALITY CLAMPS OPERATE THE SAME AS ONES COSTING 10 TIMES MORE
- BUILD ANY SIZE CAPACITY YOU NEED

COMPLETE PLANS, INSTRUCTIONS INCLUDING SHOP TIPS AND METAL DRILLING JIG FOR DRILLING BARREL NUTS AND BEARINGS.

PLANS + DRILLING JIG \$19.95. PLANS ONLY \$9.95.
ADD \$3.00 SHIPPING & HANDLING.
TEXAS RESIDENTS, ADD 8% SALES TAX.

CNJ ENTERPRISES

P.O. Box 476234 • Garland, TX 75047-6234



You can even feel the beauty
of a Watco finish.



Watco doesn't hide wood's natural beauty behind a plastic coat that can crack, chip, and peel. Watco Danish Oil Finish penetrates deep into wood pores, to harden and protect from within. With one easy step, you'll get a professional hand-rubbed look—in natural and nine rich colors. Discover Watco. And rediscover the natural look and feel of your wood. **WATCO**

PROTECTS FROM WITHIN

For FREE "How To" Booklet, write: Watco, P.O. Box 426W,
Little Falls, NJ 07424 Dept. WO119

A SWELL DEAL

For more than 40 years, woodworkers have depended on Chair-Loc—a nonglue, nontoxic joint tightener—to swell loose chair rungs, hammer handles, and other dowel-type joints. So it may not be a revolutionary product, but it may revolutionize the way you repair loosened joints. I used woodworker's glue to perform these chores for years, but after repairing a child's rocker with Chair-Loc, I'm convinced that this product works every bit as well as glue—and without a sticky mess.

Like glue, it locks up the joint tightly. Unlike glue, Chair-Loc leaves the joint slightly flexible. The red-tinted clear liquid expands wood fibers, then deposits a solid substance in the fibers to retain the swollen shape. It works in 15 to 30 minutes. Remember to use Chair-Loc only on relatively well-fitting joints. For really loose dowels, or those with missing material, an epoxy is still your best bet for a gap-filling, rock-solid repair.

—Tested by Steve Oswalt

Chair-Loc, available nationwide in many hardware, home-center, and woodworking stores, and woodworking catalogs at less than \$3 for a 2-oz. bottle and less than \$4 for a 3-oz. container.



Print this article

Continued on page 34



THINK ALL C-CLAMPS ARE THE SAME? THINK AGAIN.

Not all C-Clamps are created equal. For a tradition of quality and performance, choose VISE-GRIP® Locking C-Clamps. Old fashioned screw-type C-Clamps just don't compare with VISE-GRIP clamps. Unique self-leveling swivel pads protect work. They're easy to use, lock on quickly and provide a sure grip on any surface. With nine sizes—ranging from 4" to 24"—there's a VISE-GRIP Locking C-Clamp for every job. Don't go round and round with screw-type C-Clamps when you can have the quality and efficiency of VISE-GRIP Locking C-Clamps.



VISE-GRIP. THE ONLY NAME YOU NEED TO KNOW IN LOCKING HAND TOOLS.

© 1987/1988 Petersen Manufacturing Co., Inc., Lincoln, Nebraska 68508

STEVE WALL LUMBER CO.
Quality Hardwoods and Woodworking Machinery For
The Craftsmen and Educational Institutions

			UPS Special	
Ash	4/4	Select	1.90	\$53.00
Basewood	4/4	Select	1.30	\$43.00
Birch	4/4	Select	1.60	\$49.00
Butternut	4/4	Select	1.60	\$49.00
Cherry	4/4	Select	2.25	\$60.00
Hickory	4/4	Select	1.20	\$41.00
Mahogany (Genuine)	4/4	Select	2.50	\$67.00
Maple (Hard)	4/4	Select	1.45	\$46.00
Maple (Soft)	4/4	1C+Btr.	.90	\$37.00
Pecan	4/4	Select	1.20	\$41.00
Poplar	4/4	Select	1.10	\$37.00
White & Red Oak	4/4	Select	1.80	\$55.00
Walnut	4/4	Select	2.35	\$62.00
Cedar (Aromatic Red)	4/4	1C+Btr.	1.25	\$40.00
White Pine	4/4	F.G.	.90	\$35.00

Above prices are for 100' quantities of kindred rough lumber sold by the Bd. Ft. FOB Mayodan, NC. Call for quantity discounts. Other sizes and grades available.

PRO CUT

\$459
Delivered

FRETWORK JUST GOT EASIER!

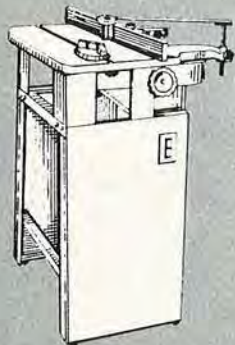
STEVE H. WALL LUMBER CO.
BOX 287 • MAYODAN, N.C. 27027
919-427-0637
1-800-633-4062
FAX 919-427-7588

Above prices are 20 bd. ft. bundles of clear kindred lumber 3"-10" wide • 3'-7" long (Random widths & lengths) Surfaced 2 sides or rough. Delivered UPS prepaid in the Continental U.S.

Send \$1.00 For Lumber and Machinery Catalog



FREE 24 pg. Color Catalog



Wood Shaper

- 1/2" Spindle
- 1 hp
- Cast iron construction
- Precision fence
- 160 lbs.
- Ball bearings

Reg. \$499.00
\$259.00
 (ships freight collect)




In less than a minute The Total Shop Multipurpose machine can be converted into :

- Disc Sander
- 34" Lathe
- Overhead Pin Router
- 16 1/2" Drill Press
- 10" Table Saw

The Total Shop multi-purpose machine is strong, precise and versatile, not to mention priced so that owning your own woodworking shop is a real possibility and not a problem.

List \$1315

\$915



12" Thickness Planer

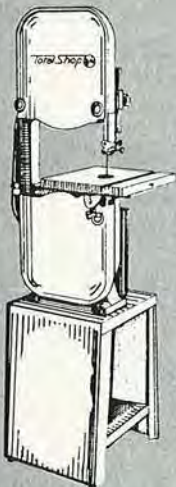
- Depth of cut 1/8"
- Feed rate 26 fpm
- 69 lbs.
- Safety Switch
- All ball bearing

\$359.00

(Shp. & Hdlg. \$20.00)
 15" and 20" Planers also available.

Call Toll Free  **1-800-845-9356**

or in S.C. **288-4174**

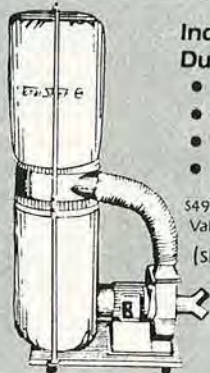


TS 14-56 14" Bandsaw

- Blade size up to 3/4" wide
- Cast iron construction
- 180 lbs.
- 3/4-hp

\$259.00

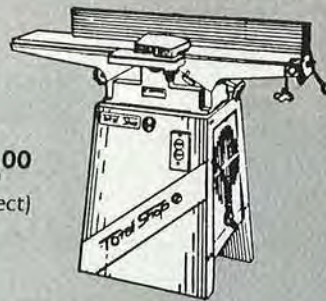
(ships freight collect)



Industrial Dust Collector

- 2 hp, 110v
- Two 4" inlets
- 1185 CFM
- 125 lbs.

\$499.00 Value
\$339.00
 (ships freight collect)



6" Long Bed Jointer

- 3/4 hp, 110v
- Fence tilts 45° both ways.
- Fully adjustable
- 190 lbs.

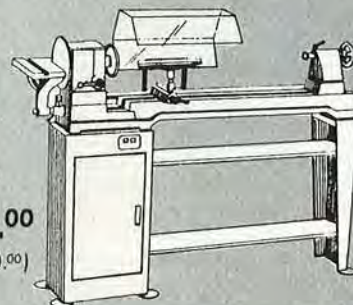
Reg. \$499.00
\$299.00
 (ships freight collect)



Dust Collector

- 1 hp, 110v
- 4" inlet
- Commercial quality
- Compact size

Reg. \$348.00
\$209.00
 (Shp. & Hdlg. \$30.00)




40" Wood Lathe

- 3/4 hp
- Var. Speed 560-3200 rpm
- 290 lbs.
- Cast iron construction

\$615.00

(ships freight collect)



6" Belt & 9" Discs Sander

- 3/4 hp
- 6" x 48" belt
- Cast iron construction
- 152 lbs.
- 9" Sanding Disc Included
- Ball Bearings

\$199.00

(ships freight collect)

1 Hour Video Brochure



- YES! Please send me your free 24 page catalog.
- YES! Please send me your 1 hour video brochure. [Enclose \$10.00 refundable deposit - specify VHS or Beta]



Total Shop

Dept. 3
 P.O. Box 25429, Greenville, SC 29616

Name _____
 Address _____
 City _____
 State/Zip _____
 Phone _____

Participating Jet Dealers

ALABAMA

Birmingham Saw Works
910 N. 28th St.
Birmingham, AL 35203
(800) 289-SAWS

Branch: **Coastal Saw & Machinery**
1668 So. Bellline
Mobile, AL 36609
(800) 333-SAWS

Branch: **Kentec Tool & Equipment #30**
3133 Lorna Rd., Suite 107
Birmingham, AL 35206
(205) 822-6451

Branch: **Mobile Retail Sales Center**
3500 Government St.
Mobile, AL 36609
(205) 666-6351

ARIZONA

Glendale Industrial Supply
2224 No. 23rd Ave.
Phoenix, AZ 85009
(602) 254-4666

Branch: **Unicoa**
3232 E. 36th St.
Tucson, AZ 85713
(602) 620-1000

CALIFORNIA

California Woodworking Machinery
1566 W. Lincoln Ave.
Anaheim, CA 92801
(714) 772-2501

Mel's Industrial Supply
1210-H E. 6th St.
Corona, CA 91720
(714) 737-8143

Branch: **Orange Tool Mart**
211 W. Katella Ave. #E
Orange, CA 92667
(714) 633-4211

Sacramento Machinery Co.
3412-A Auburn Blvd.
Sacramento, CA 95821
(916) 483-8513

Santa Rosa Tool & Supply, Inc.
1651 Piner Rd.
Santa Rosa, CA 94503
(800) 346-0387
(800) 345-8665 in California

COLORADO

Mountain & Plains, Inc.
2540-19th St.
Denver, CO 80211
(303) 480-9665

DELAWARE

The Tool Shed
18 Marrows Rd.
Newark, DE 19713
(302) 731-2025

FLORIDA

Southern Tool
4300 N.W. 72nd Ave.
Miami, FL 33166
(305) 591-8444
(800) 432-3523

Branch: **Florida Tool**
3538 Hardee St.
Fl. Myers, FL 33916
(813) 332-4033

GEORGIA

Kentec, Inc.
2680 Easterly Pl.
Decatur, GA 30035
(800) 282-7056
(800) 241-0148 in Georgia

Branch: **Lilburn Retail Sales Center**
5005 Lawrenceville Hwy.
Lilburn, GA 30024
(404) 925-3674

Branch: **Lithonia Retail Sales Center**
6641 Hillandale Rd.
Lithonia, GA 30058
(404) 482-1031

Branch: **Marietta Retail Sales Center**
1033 Franklin Rd., Space #20
Marietta, GA 30067
(404) 955-4249

Branch: **Roswell Retail Sales Center**
1219 Alpharetta St.
Roswell, GA 30075
(404) 998-0178

B. L. Roberson
2459 Brooks Dr. S.W.
Austell, GA 30001
(404) 948-8281

Stone Mountain Power Tool Corp.
6290 Jimmy Carter Blvd.
Norcross, GA 30071
(404) 446-8390

IDAHO

Coeur d'Alene Power Tool & Hardware
451 Cherry Lane at Hwy. 95
Coeur d'Alene, ID 83814
(208) 667-1158

ILLINOIS

Fox Valley Hardwoods
21 No. River St.
Batavia, IL 60510
(312) 879-9535

IOWA

C. W. Crossen Co.
706 E. River Dr.
Davenport, IA 52803
(800) 722-9342
(319) 324-9351

Hazen Supply Corp.
Rural Rt. One
Mt. Union, IA 52644
(319) 865-7641

Puckett Tools & Fasteners
841-11th St.
Des Moines, IA 50309
(800) 532-1267 in Iowa

MARYLAND

L. A. Benson Co., Inc.
3707 E. Monument St.
Baltimore, MD 21203
(800) 638-7212
(800) 492-0277 in Maryland

Thompson & Cooke, Inc.
4200 Kenilworth Ave.
Bladensburg, MD 20710
(301) 864-6390

MICHIGAN

Engelswood Power Tools
25402 Harper St.
St. Clair Shores, MI 48081
(313) 772-4488

Monitor Machinery Co.
315 Commerce Ave. S.W.
Grand Rapids, MI 49503
(616) 458-1890
(800) 762-8964 in Michigan
(800) 431-7457 Outside Michigan

The Tool Haus
630 No. Silverleaf
Gladwin, MI 48624
(800) 878-6657

Branch: **The Tool Haus**
Mid America Plaza
3600 So. Dort Hwy.
Flint, MI 48857
(313) 743-9300

MINNESOTA

Seven Corners Hardware
216 West Seventh St.
St. Paul, MN 55102
(612) 224-4859
(800) 328-0457

MISSOURI

McDonald Machinery Co.
1535 No. Broadway
St. Louis, MO 63102
(314) 231-9360

Pyramid Products, Inc.
7440 E. 12th St.
Kansas City, MO 64126
(800) 747-3600

The Wood & Shop, Inc.
5605 No. Lindbergh
Hazelwood, MO 63042
(314) 731-2761

Branch: **The Wood & Shop, Inc.**
13202 Tesson Ferry Rd.
St. Louis, MO 63128
(314) 843-5080

NEBRASKA

Pyramid North
4544 So. 133rd St.
Omaha, NE 68144
(800) 652-8872

NEVADA

Glendale Industrial Supply
2828 So. Highland
Las Vegas, NV 89109
(702) 454-0773

NEW HAMPSHIRE

Brentwood Machine Sales
Rt. 125
Brentwood, NH 03042
(800) 582-7229 (New England Wats)
(603) 679-9452

NEW JERSEY

Hunterdon Mill & Machine Supply
291 Rt. 22 E.
Labanon, NJ 08833
(201) 534-2221

A. W. Meyer Co.

509 Broad Ave.
Ridgefield, NJ 07657
(201) 945-5500

Monmouth Cabinet & Tool Supply Co.
907 Bangs Ave.
Asbury Park, NJ 07712
(201) 775-2283

Toolathon
75 Rt. 17 So.
Hasbrouck Heights, NJ 07604
(201) 288-8819

NEW YORK

Culver-Atlantic Corp.
70 Greenleaf St.
Rochester, NY 14609
(716) 288-1430

Fowler & Keith
104 Smith Ave.
Kingston, NY 12401
(914) 331-0004

Jackson Saw & Knife Co.
517 State St.
Rochester, NY 14608
(716) 546-7485

Shields Sales Corp.
Port of Albany
Albany, NY 12202
(518) 436-8402

T. R. Smith, Inc.
5266 Seneca St.
Buffalo, NY 14224
(716) 674-4127

Tri-City Saw & Tool Co.
318 Broadway
Schenectady, NY 12305
(518) 372-7112

NORTH CAROLINA

Diversified Equipment & Supply
11223 Blair Rd.
Charlotte, NC 28227
(704) 545-5198

Woodworking Machinery & Supplies
290 Bealy Dr.
Belmont, NC 28012
(704) 827-9797 Locally
(800) 662-0947

NORTH DAKOTA

Acme Electric
1705-13th Ave. No.
Grand Forks, ND 58201
(800) 732-4287 in North Dakota
(800) 358-3098 Nationally

Branch: **Acme Electric**
1009 Basin Ave.
Bismarck, North Dakota
(701) 258-1267

Branch: **Acme Electric**
3401 Interstate Blvd.
Fargo, North Dakota
(701) 235-8060

Branch: **Acme Electric**
525-20th Ave. S.E.
Minot, North Dakota
(701) 839-2293

OHIO

Associated Suppliers, Inc.
715 W. Washington St.
Sandusky, OH 44870
(800) 225-2742
(419) 626-2721

Cleveland Tool & Cutter, Inc.
13100 Prospect Rd.
Strongsville, OH 44138
(216) 238-5770

Kohlmyer Supply, Inc.
5000 Grove Ave. (Rt. #57)
Lorain, OH 44055
(800) 358-9878

Power Tool Sales & Service
2934 Douglas Rd.
Toledo, OH 43606
(419) 473-0962

Quality Saw & Tool, Inc.
328 So. Main St.
Mansfield, OH 44903
(419) 236-4221

Spartan Tool Supply
1505 Alum Creek Dr.
Columbus, OH 43209
(800) 848-1368 Toll Free Out of Ohio
(614) 253-0942 in Ohio

T-Saw Tool
1777 Pennsylvania Ave.
Salem, OH 44460
(216) 332-4547

Tim Stone Power Tool
142 Union St.
Newark, OH 43055
(800) 345-4172 in Ohio
(614) 344-9404 Outside Ohio

True Value Hardware, Inc.

940 West Maple St.
Ridgeville, OH 44632
(800) 345-2396
(216) 877-3831

Woodcrafters' Supply Co.
533 Sinclair Rd.
Columbus, OH 43202
(614) 436-6900

OREGON

Allen Industrial Tool
1415 Liberty St. N.E.
Salem, OR 97303
(800) 274-5220
(503) 363-3106

Branch: **Allen Industrial Tool**
1800 N.W. 167th, Space 115
Beaverton, OR 97006
(503) 629-5667

Barbo Machinery Co., Inc.
4617 S.E. Milwaukie Ave.
Portland, OR 97202
(800) 452-8503 in Oregon
Or (503) 232-8158

Cal-Ore Carbide
2917 No. Pacific Hwy.
Medford, OR 97501
(503) 772-2293

Woodcrafters
212 N.E. 6th Ave.
Portland, OR 97232
(800) 777-3709
(503) 231-0226

PENNSYLVANIA

Blue Ball Machine Co., Inc.
Rte. 322 East
Blue Ball, PA 17506
(717) 354-4478

Marwood Woodworkers Supply
406-A Huntington Pike
Philadelphia, PA 19111
(215) 663-0446 in Pennsylvania
(800) 255-8363 Outside Pennsylvania

Woodworkers World
1509 Litzl Pike
Lancaster, PA 17601
(717) 299-5264

Branch: **Woodworkers World**
Valley Forge Shopping Center
King of Prussia, PA 19406
(215) 265-3310

Branch: **Woodworkers World**
Capitol City Plaza
Camp Hill, PA 17011
(717) 731-1008

SOUTH DAKOTA

Campbell Supply
3101 E. 10th St.
Sioux Falls, SD 57103
(605) 336-2494

Branch: **Campbell Supply**
2425 Lazzelle
Sturgis, SD 57785
(605) 347-6352

Branch: **Campbell Supply**
1401 No. Main
Mitchell, SD 57301
(605) 996-6305

Branch: **Campbell's Home and Auto**
3835 So. Western
Sioux Falls, SD 57105

TENNESSEE

Jackson Bearing Co.
603 So. Royal
Jackson, TN 38301
(800) 234-0606

Call for branch nearest you—
TN, AR, MS, MO, KY

Kentec Branch: New Nashville RSD
2177 Nolensville, Suite 101
Nashville, TN 37211
(615) 255-8771

Tennessee Machinery Co.
1133 Polk Ave.
Nashville, TN 37202
(615) 244-8150

Walter A. Wood Supply Co., Inc.
4509 Rossville Blvd.
Chattanooga, TN 37407
(800) 476-1415

TEXAS

Bluesonnet Tool Co.
10490 Shady Trail #104
Dallas, TX 75220
(800) 492-5174

Branch: **Dallas Saw & Supply**
2833 Irving Blvd.
Dallas, TX 75207
(800) 543-9334

Texas Tool Traders
Rt. 3, Box 351
Weimar, TX 78962
(409) 263-5015

Branch: **Texas Tool Traders**
2215 E. Division
Arlington, TX 76011
(817) 640-9846

Branch: **Texas Tool Traders**
10435 Burnet Rd., Ste. 110
Austin, TX 78758
(512) 339-4345

Branch: **Texas Tool Traders**
2414 So. Jupiter
Garland, TX 75041
(214) 278-0049

Branch: **Texas Tool Traders**
5900 No. Freeway
Houston, TX 77076
(713) 697-9909

Branch: **Texas Tool Traders**
440 Highway 6 So.
Houston, TX 77079
(713) 496-0811

Branch: **Texas Tool Traders**
2192 Jackson Keller
San Antonio, TX 78213
(512) 525-1418

VIRGINIA

Rocking R Hardware
1030 So. High St.
Harrisonburg, VA 22801
(800) 726-7625

G. G. Wilkins Co.
550 Oyster Point Rd.
Newport News, VA 23602
(804) 249-3500

The Source

7305 Boudinot Dr.
Springfield, VA 22150
(800) 468-1778 in Virginia
(800) 452-9999 in the U.S.A.
(703) 644-5460

Branch: **The Source**
9205 Venture Ct.
Manassas Park, VA 22111
(703) 330-9446

WASHINGTON

Eastside Saw
12880 Bel-Red Rd.
Bellevue, WA 98003
(206) 454-7627
(800) 962-0279

Spokane Power Tool & Hardware E. 801 Trent
Spokane, WA 99202
(509) 489-4202 Locally
(800) 426-0013 in Washington
(800) 521-1770 Out of Washington

Branch: **Tacoma Screw Products**
2001 Center St.
Tacoma, WA 98409
(206) 572-3444
(800) 562-8192

Branch: **Tacoma Screw Products**
5241 Auto Center Way
Bremerton, WA 98312
(206) 479-0230

Branch: **Tacoma Screw Products**
20440-84th Ave. So.
Kent, WA 98032
(206) 395-9770

Branch: **Tacoma Screw Products**
11200-120th Ave. N.E.
Kirkland, WA 98033
(206) 822-2585

Branch: **Tacoma Screw Products**
3930 Leary Way N.W.
Seattle, WA 98107
(206) 632-7565

Branch: **Tacoma Screw Products**
607 So. Fidalgo St.
Seattle, WA 98108
(206) 767-3750

Branch: **Tacoma Screw Products**
2222 Port of Tacoma Rd.
Tacoma, WA 98421
(206) 383-4435

WEST VIRGINIA

Blue Ridge Machinery & Tools, Inc.
2806 Putnam Ave.
Hurricane, WV 25526
(800) 872-6500
(304) 562-3538

WISCONSIN

Lakeshore Machinery, Inc.
3620 No. 126th St.
Brookfield, WI 53005
(414) 781-7560

JET
EQUIPMENT & TOOLS

P.O. Box 1477
Tacoma, WA 98401
(206) 572-5000

J E T

A World Of Value.

Take A Close Look...



“at a real deal”

At these special prices you can complete your workshop. When you buy a JET machine from your local distributor you get a quality machine at a reasonable price, a full one-year warranty, parts availability and local technical assistance by your distributor!

The 10" table saw features a 27" x 40" table, 10" blade capacity, and a 1½ HP motor. The 14" bandsaw has a full 1 HP motor with three speeds for wood or non-ferrous metal cutting, and a 45° tilting 14" square table. The shaper has an 18" long table and ½" spindle capacity. The 6" jointer has a long 28" fence and 42½" table and a three-knife cutter. The powerful 15" planer has a 3 HP, 1 Ph motor which allows a maximum ⅛" full width cut. The portable dust collector may attach to a variety of machines and has a 2.12 C.F. capacity collector bag and a very quiet 55 D.B. noise level.

For full details, see your local JET Distributor today.


Prices are effective while supplies last.

	User Special		User Special
JTS-10 Table Saw	\$ 482.00	JJ-6 Jointer	\$ 405.00
JBS-14MW Bandsaw	\$ 419.00	JWP-15H Planer	\$1,150.00
JWS-18 Shaper	\$ 417.00	DC-610 Dust Collector	\$ 310.00

WOODWORKING

Deck The Halls ... With Lights and Music

Over 20 Different Musical and Light Projects Available.



Parts kit includes all parts, no lumber.



F-R-R-OSTY

Put this perennial character on your door. Push his belly (or nose) and he plays "Frosty The Snowman."
 #01550 Plans \$3.00
 #04550NZ Plans/Parts-Nose \$7.45
 #04550BZ Plans/Parts-Belly \$7.25



WELCOME

A Boutique best-seller! Not only does it play a Christmas melody - it also has lights blinking to the rhythm.
 #01570 Plans \$3.00
 #04570Z Plans & Parts Kit \$10.25



FLIGHT!

Take a fantasy flight on our fantastic flyer! Full size bookshelf (4') and 1/2 size souvenir shelf.
 #01079 Plans \$5.95 - #04079Z Plans & Parts \$10.95
 Souvenir Shelf:
 #01081 Plans \$4.95 - #04081Z Plans & Parts \$7.75

JOLLY OL' ST. NICK

This 3-D Santa plays a Christmas melody when you push his jolly red nose. Easy to paint and a Christmas Classic.
 #01548 Plans \$3.00
 #04548Z Plans & Parts \$5.69



JINGLE DOOR BELLS

Greet seasonal visitors with this easy to construct project. Ideal for the door but just as pleasing on a wall.
 #01088 Plans \$3.00
 #04088Z Plans & Parts \$10.09



ROLL OVER BEETHOVEN

Put a classical grand piano on your door to chime at visitors! A great present for the aspiring ivory tickler.
 #01323 Plans \$2.50
 #04323Z Plans & Parts \$9.95



"PEPE" - TUX STRUTTER

One of the best push toys around! Pepe struts as he walks on his flippers.
 #01877 Plans \$2.00
 #04877Z Plans & Parts Kit \$4.75

SOFT DRINK SEMI

Watch the youngster's eyes pop when they get this present! Then watch Mom try to steal it for a centerpiece!
 #01936 Plans (Trk/Trlr) \$3.00
 #04936Z Plans & Parts \$9.75
 Can Trailer
 #01937 Plans \$1.50
 #04937Z Plans & Parts \$3.59
 #03905 BOTH Plans \$4.00
 #06905Z BOTH Plans & Parts Kits \$13.00



E-I-E-I-O

This small farm scene plays "Old McDonald's Farm" when you push the music box. A pre-schooler's delight, a craftsman's content.
 #01546 Plans \$2.50
 #04546Z Plans & Parts \$9.15



CRAFTER'S MART

P.O. BOX 2342W • GREELEY, CO 80632

48-Page CATALOG: \$2.00 with credit against first order, Free with any order. MINIMUM ORDER: \$20 - Check, MasterCard or VISA (include card no., exp. date, signature and daytime phone.) Oolo. Res. add 6% tax. No C.O.D.s. PROCESSING CHARGE: \$4.00 - provide UPS street address. Foreign orders pay US funds plus 20%. PHONE ORDERS: 1 - 800 - 999-3445
 8 am - 5 pm - Mon.-Fri., 9 am - 5 pm Sat. & Sun. - Mountain Time. INFO: (303) 351-0676

OWN THIS CLASSIC

"Roll Top" OAK DESK



Quality Woods

FREE FULL COLOR CATALOG GIVES YOU ALL THE FACTS

Here's the turn-of-century "Roll Top" you've always wanted. A full size oak desk now yours at extraordinary savings... because you put it together yourself from pre-cut Kit parts. No special tools needed. When finished, you'll possess a magnificent showpiece for your home or office—worth at least twice what you paid for the Kit! Send for details without obligation.

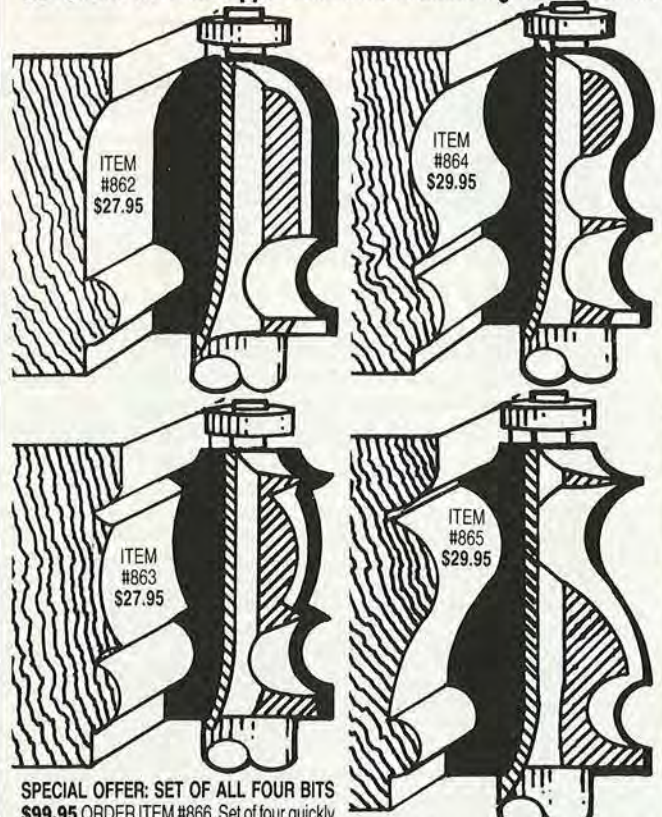
Please send my free Craftsman's Corner catalog featuring the Classic Roll-Top Desk and many other hardwood kits. I understand I am under no obligation.

Print Name _____
 Address _____ Apt. _____
 City _____
 State _____ Zip _____



Craftsman's Corner Dept. 5-GH • 4012 N.E. 14th Street • Box AP • Des Moines, Iowa 50302

1/2" Shank Carbide-Tipped Router Bits Moulding Plane Profiles



SPECIAL OFFER: SET OF ALL FOUR BITS \$99.95 ORDER ITEM #866. Set of four quickly produce classic traditional mouldings. Bits are shown Full Size - 2 Flute Carbide Tipped.
 Order by VISA / MasterCard, 7 Day / 24 Hour Service, Call 1-800-533-9298
 or send check to: MLCS Ltd., P.O. Box 4053DD, Rydal, PA 19046

THE SANDER WITH WIDE APPEAL



PRO MAX
Performax S/T
Sander mounted
on Pro-Stand
with Power Feed
Option

Made In
U.S.A.

Performax S/T Sander mounted on
Radial Saw With Power Feed Option

44" TO BE PRECISE

Uniform thickness accuracy to within .010 of an inch—precision that you almost have to see to believe. Or take the word of thousands of woodworkers who are achieving flawless sanding results in their cabinet shops, craft shops, home workshops, custom furniture shops and in musical instrument making.

The Performax Component Sander appeals to such a wide variety of woodworkers because it allows you to select the components to fit your needs now with retrofitting options for potential heavier use later.

Plus, your sanding width won't ever be limited with the 44" wide sanding capacity, due to the open-end design of the Performax S/T Sander, which is just one of the many innovative features that makes the Performax Component Sander a wise investment and an excellent choice for all types of woodworking.

For a Free Brochure or the Dealer Nearest You Call or Write to:

PERFORMAX
PRODUCTS, INC. *A*

1-800-334-4910

12211 Woodlake Dr., PW, Burnsville, MN 55337

WOODWORKER'S PLANS & PARTS

HEIRLOOM ROCKER

Build our classic rocking horse and create a family heirloom which will delight the children in your family for generations to come.

Size:
35" x 58"

Order Plan 400
Only \$10.25



This great rocker retails for over \$300.00

Accessories available
See our catalog

Low, low prices on wood parts

Smooth Maple Wood Wheels
Eight Sizes

WT-3/4"	\$4.50/100
WT-1"	\$5.00/100
WT-1-1/4"	\$7.00/100
WT-1-1/2"	\$10.00/100
WT-1-3/4"	\$15.00/100
WT-2"	\$18.00/100
WT-2-1/4"	\$5.00/20
WT-2-1/2"	\$7.00/20

Axle Pegs
AP-1 fits 1" to 2" \$4.00/100

Full Round Wood Balls
Four Sizes

BA-3/4"	\$8.00/100
BA-1"	\$10.00/100
BA-1-1/2"	25 each
BA-2"	60 each

Shaker Peg Candle Cup
Reg Peg \$16.00/100
Mini-Peg \$6.00/100
Candle Cup \$16.00/100
Mini-Cup \$7.00/100

Tie Peg \$6.00/100

DOOR HARP PLANS AND PARTS

Same Day Service



Goose
Duck
Harp Plans \$4.00 each
or buy all four \$12.50




Plans include stencil design

New design
No fret bar



Pig
Clown
Hardware Kit (no plywood)
One harp 3.50
Four harps 12.50



Harp Wire
10¢ per ft.
25' for 2.50
1/4 lb. for 12.00
1 lb. 34.00

Tuning Pins
30¢ each
50 for 11.00
100 for 18.00
500 for 75.00

Tuning Pin Wrench
3.50 or FREE if
harp order totals
35.00

Door Harp Plywood
11 1/2" x 11 1/2" 1.00 ea.
10 for 9.00
30 for 24.00

Shipping \$2.50. NY Res. add tax. Catalog \$1.00 FREE with order.
We accept VISA & MASTERCARD. Phone (516) 462-6228

Armor Products Box 445-L East Northport, NY 11731

Dreams are built at home...



A Great Family
Christmas Gift

Unlock your creativity and let your woodworking dreams come true with the RBI Hawk Precision Scroll Saw. The whole family can join in on the fun, making charming toys, handsome heirlooms, and practical household items to save money... and even earn it!

It's so easy to use, even the kids will enjoy hours of safe-vibration free cutting. They will learn responsibility and a sense of accomplishment with every project they complete. You'll enjoy the precision that is built right into every Hawk—make cuts so smooth you'll never want to sand your projects again!

Folks will tell you your projects are so fantastic "you should sell them!" and you just might want to... many others have!

Start your own business in the garage or basement, or just enjoy the savings on every project you complete! Don't wait another day to find out how the entire family can have fun and earn extra money with the Hawk in your workshop.

Fill out the coupon and mail today, or for faster service call **FREE** at 1-800-535-8665.



Yes!

Please rush me all the facts telling about the full line of Hawk Precision Scroll Saws and how I can turn my hobby into income!

Name _____

Address _____

City _____

State _____

Zip _____

Phone _____

L01 W

rbi Industries, Inc.
1801 Vine Street
Harrisonville, MO 64701

DELTA CAN GIVE YOU THE SLIMMER FIGURE YOU ALWAYS WANTED.

DELTA VARIABLE SPEED
12" WOOD LATHE
~~\$2599~~
\$1499


Turn a spindle, a post, a bowl on this Delta 12" Standard Duty Variable Speed Wood Lathe.* Best of all turn a great deal on it from now until December 31, 1989.

We've trimmed down the price to a lean \$1499, just to give you a taste of Delta Quality.

With its 12" capacity, a big cast iron bed for stability, a smooth 340-3600 rpm variable speed drive and a powerful 3/4 H.P. TEFC motor, you'll turn out work that looks and feels like a million. At a figure you thought you'd never see again.

Call toll free for the name of your participating Delta distributor: Delta International Machinery Corp., 800/438-2486 (in PA, 800/438-2487).

Offer good only on purchases from participating distributors in the continental U.S., Alaska and Hawaii, from September 1 thru December 31, 1989.



*Model 46-541.

Building
On Tradition
DELTA
A Pentair Company

PRODUCTS THAT PERFORM

Continued from page 28

RIGHT BEFORE YOUR EYES: HOW TO REFINISH



Here's a course on furniture refinishing—complete with instant replay—that you can watch and review at your leisure. The video, produced by another *Better Homes and Gardens*® division, runs 57 minutes and covers every step from stripping of the old finish to applying a new one. You'll also see tips on removing scratches, burns, dents, water spots, and other blemishes. Since you need to know the type of finish you're dealing with before you get started, this tape even shows some simple tests for identifying old finishes. Best of all, the recommended procedures make use of materials you probably have in the home and shop—not a lot of expensive tools and concoctions. When you finish working, the tape shows you how to safely dispose of hazardous chemicals.

Although I've refinished a variety of antiques, I gained a lot of new information and confidence from the tape that I could use in my next project. I especially appreciate the handy book of "dos and don'ts" included with every tape.

—Tested by Bill Krier

Refinishing Furniture video, no. 23510, \$22.95 ppd., from Better Homes and Gardens®, Locust at 17th, Dept. 23F, Box 374, Des Moines, IA 50336. For credit card orders, call 800-678-2672.

**ORDER
24 HOURS
A DAY!**

CASCADE TOOLS, INC.

**ORDER
24 HOURS
A DAY!**

Box 3110, Bellingham, WA 98227

QUALITY CARBIDE-TIPPED ROUTER BITS AND SHAPER CUTTERS!

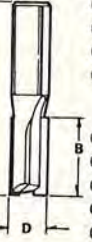
Double-Fluted

Straight 1/4" SHANK

PART NO.	D	PRICE
C1001	1/4	\$6
C1002	5/16	\$6
C1003	3/8	\$6
C1004	1/2	\$8
C1005	5/8	\$10
C1006	3/4	\$10
C1007	1	\$12

1/2" SHANK

PART NO.	D	PRICE
C1008	1/8	\$6
C1009	5/16	\$6
C1010	3/8	\$6
C1011	1/2	\$8
C1012	1/2	\$15
C1013	5/8	\$10
C1014	5/8	\$15
C1015	3/4	\$10
C1016	3/4	\$15
C1017	1	\$12
C1018	1-1/4	\$12
C1019	1-3/8	\$15
C1021	1-5/8	\$18



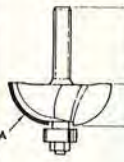
Cove Bits

1/4" SHANK

PART NO.	A	PRICE
C1138	1/16R	\$12
C1139	1/8R	\$12
C1140	3/16R	\$12
C1141	1/4R	\$13
C1142	5/16R	\$14
C1143	3/8R	\$15
C1144	1/2R	\$16

1/2" SHANK

PART NO.	A	PRICE
C1149	1/2R	\$16
C1151	3/4R	\$28



Rabbetting

PART NO.	PRICE
C2030	\$24.95
C2031	\$26.95
C2032	\$28.95
C2033	\$32.95
C2034	\$35.95
C2035	\$36.95
C2036	\$59.95



Corner Round

PART NO.	PRICE
C2059	\$24.95
C2060	\$26.95
C2061	\$28.95
C2062	\$35.95
C2063	\$49.95
C2064	\$49.95



BUY ANY 10 ITEMS AND DEDUCT 10%

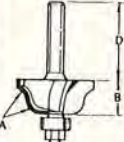
Roman Ogee

1/4" SHANK

PART NO.	A	PRICE
C1153	5/32	\$16
C1154	1/4	\$18


1/2" SHANK

PART NO.	D	PRICE
C1155	5/32	\$16
C1156	1/4	\$18




Flute

PART NO.	PRICE
C2046	\$24.95
C2047	\$26.95
C2048	\$28.95
C2049	\$32.95
C2050	\$35.95



Bead

PART NO.	PRICE
C2052	\$24.95
C2053	\$26.95
C2054	\$28.95
C2055	\$32.95
C2056	\$35.95



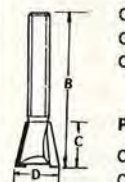
Dovetail

1/4" SHANK

PART NO.	D	PRICE
C1067	1/4	\$7
C1068	3/8	\$7
C1069	1/2	\$7
C1070	9/16	\$8
C1071	3/4	\$9

1/2" SHANK

PART NO.	D	PRICE
C1074	1/2	\$7
C1076	3/4	\$9
C1077	1	\$12



BUY ANY 10 ITEMS AND DEDUCT 10%

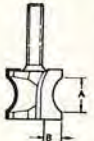
Fingernail

1/4" SHANK

PART NO.	A	PRICE
C1214	3/8	\$14
C1215	1/2	\$18
C1216	3/4	\$20

1/2" SHANK

PART NO.	A	PRICE
C1217	3/8	\$14
C1218	1/2	\$18
C1219	3/4	\$20
C1220	1	\$22
C1221	1-1/2	\$24



BUY ANY 10 ITEMS AND DEDUCT 10%

Complete 6-Piece Cabinet Sets

CARBIDE-TIPPED WITH 3MM-THICK CARBIDE - 3/4" BORE WITH 1/2" BUSHINGS. Make all the doors you've always wanted with these stile & rail sets. These sets are really made right. They come complete to cut profiles shown. Any serious cabinetmaker has a set of these.

3/4" Bore with 1/2" Bushing
For 13/16" to 1-3/4" Material

3/4" Bore with 1/2" Bushing
For 1" to 1-5/8" Material

3/4" Bore with 1/2" Bushing
For 1" to 5/16" Material



Part No. C2137 Price \$179.95

Part No. C2135 Price \$179.95

Part No. C2136 Price \$179.95

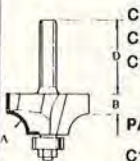
Beading

1/4" SHANK

PART NO.	A	PRICE
C1157	1/16R	\$11
C1158	1/8R	\$11
C1159	3/16R	\$11
C1160	1/4R	\$12
C1161	5/16	\$13
C1162	3/8R	\$15
C1163	1/2R	\$16

1/2" SHANK

PART NO.	D	PRICE
C1171	1/2R	\$16
C1172	3/4R	\$20



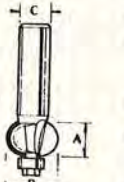
Great Fluting Bit!

NEW! 1/4" SHANK

PART NO.	A	PRICE
C1267	3/8	\$14
C1268	1/2	\$14
C1269	3/4	\$20

1/2" SHANK

PART NO.	A	PRICE
C1270	3/8	\$14
C1271	1/2	\$14
C1272	3/4	\$20
C1273	1	\$25
C1274	1-1/2	\$28



The Great Panel Cutters

Our panel cutters are designed with a 10° upshear for faster, smoother cutting and longer life. Available in 5 profiles and two diameter sizes. For 1/2" to 3/4" spindle shapers, use our 4-5/8" diameter cutters, and for 1" to 1-1/4" spindle shapers, use our 5-1/2" diameter cutters. Top quality product!

only \$69.95 ea

3/4" Bore Carbide-Tipped Panel Cutters
4-5/8" Cutting Circle - 1/2" Bushing Provided

only \$69.95 ea



5° Face Cut Part No. C2065

15° Face Cut Part No. C2066



Ogee Part No. C2067



12° Face Part No. C2068 & Qtr. Round



Convex Part No. C2069

MasterCard

CALL TOLL FREE: 1-800-235-0272

Send for our expanded 1989 catalog. It's FREE!

VISA

We'll Stand On Our Heads To Please Our Customers



Input	15 Amps	120 Volts AC
Horsepower		3-1/4
No Load RPM		22,000
Collet Capacity		1/4", 3/8", 1/2"
Max. Plunge Depth		2-3/4"
Base Diameter		6-5/8"

Another Way to Look at Routers

The router has become a work horse in the wood working shop. When mounted under a router table like the Freud FRT2000, the router can take the place of a more expensive spindle shaper.



Freud's new FT2000, 3-1/4 HP Plunge Router with 1/2 inch collet has been engineered with your needs for a versatile and safe tool in mind. The mighty 3-1/4 HP motor is the most powerful you can buy!!

FOUR major features separate the FT2000 from other routers and make it a pleasure to use!

The **Long Collet**, 1-3/8 inch, has 6 constricting slots. This feature allows for a longer, more even grip of the bit shank. This decreases run out found on routers with shorter, single slotted collets and increases operating safety.



The **Micro-Adjustment Depth Control** makes accurate vertical settings quick and easy. No more twisting of the router body or "hit & miss" plunging with inaccurate measurements and difficult locking devices. An effortless turn of the knob does the trick! This makes table mounted adjustments a snap!



With the **Sliding Shaft Lock** found on the Freud FT2000, bit changing is simple, safe

and easy. Only the one wrench provided is needed. No more busted or bruised nuckles and hands!! This is best appreciated when changing a bit with your router mounted under a table.



Safety was an important factor when the on-off switch and the plunge lock were designed! They would need to be released at the same time in the case of an emergency. Both are designed with a downward stroke to disengage each feature.

The **on-off switch** is located on the side of the router. A simple flick of the left thumb while holding the handle turns the machine on-off. The **plunge lock** is located by the right handle. It can be conveniently operated by the fingers of the right hand.



A 1/4 inch collet reducer and collet wrench are standard with this powerful machine. Optional accessories include micro-adjustment parallel fence and a set of template guides. The FT2000-3-1/4 HP Plunge Router List: \$299.90 Call today for the name of your local Freud distributor!

freud®

Precisely what you need.

High Point, NC • (919) 434-3171

Drive along southwest Oregon's coast, and you'll see signs shouting myrtle novelties. In the Coos Bay-Coquille area, a thriving cottage industry has sprung up to produce these wood items. Why tout this wood? For more than 170 years, the California laurel, commonly called myrtle, has been novel.

"The foliage, when bruised, gives out a most powerful, camphor-like scent, ...I have been obliged to remove from under its shade, the odor being so strong as to occasion violent sneezing," wrote English botanical explorer David Douglas in 1826.

With myrtle causing such a reaction, Oregon shipbuilders of the mid-1800s must have been a noisy lot. They called on the wood extensively for parts that required strength as well as smooth-wearing qualities. Today, turners and other woodworkers prize myrtle for its beauty.

Wood identification

The California laurel (*Umbellularia californica*), and its distant cousin sassafras, represent the only North American species of an entirely tropical genus.

As home range, myrtle settles between the mountains and the Pacific Ocean, from southern Oregon down through California. Myrtle, an evergreen, doesn't mind high, dry, wind-swept environs, but

CALIFORNIA LAUREL

Call me myrtle,
if you please



Plain-sawed myrtle



Myrtle burl

in them, rarely grows larger than bush-size. To attain its finest development, myrtle demands the rich, moist valley soil. There, the tree, swathed in its thick, reddish-brown bark, can attain a 90' height and a 5' diameter.

Marked by green, glossy leaves from 2½" to 4½" long, myrtle trees bear small yellow-green flowers in the spring. Inedible, round, purple berries appear later.

Myrtle has a tan sapwood and close-grained heartwood of a pleasing light-brown color. And, even the plainest boards have some favorable figure, as myrtle develops attractive mottle, bird's-eye, and swirling burls.

Working properties

In hardness, strength, and weight, myrtle compares favorably with oak. Turners favor myrtle because of its tighter

grain and ease of sanding.

The same attributes woodturners praise, however, pose difficulties for craftsmen relying only on hand tools. To work myrtle, even power tools should have carbide blades. When planing or routing figured myrtle, expect some tear-out.

You can glue myrtle with all types of adhesives, and screws hold tightly in the wood. And, you won't need sanding sealers or fillers on myrtle's grain, except in figured areas where grain switches. The wood takes stain and all finishes without problems.

Uses in woodworking

Turners prefer highly figured stock, especially burls for bowls, but also make candlesticks, decanters, and other items of myrtle. Cabinetmakers seek veneers of figured myrtle for custom case goods and furniture pieces.

Cost and availability

Where it grows, myrtle will cost from \$1.50 to \$3.00 per board foot for plain stock. Burls and figured stock command higher prices. Along Oregon's beaches, you can pick up myrtle driftwood for free, or buy it from coastal roadside businesses.

Expect to pay about \$2 per square foot for figured burl veneer. You won't find myrtle plywood available anywhere, and lumber only occasionally in other parts of the nation. 🌿

Illustration: Steve Schindler

Photographs: Hopkins Associates



TAMBOUR

First used in France during the 17th century, tambour gained acclaim in the U.S. when the rolltop desk skyrocketed in popularity during the late 1800s. Nowadays, you can add a fashionable and functional accent to your projects with this time-honored alternative to hinged doors.

Whether you're building a breadbox, video cabinet, appliance garage, or even the writing desk on page 44, a tambour curtain adds a special charm to your project. Unlike hinged doors, a tambour curtain won't swing into nearby objects.

PLAN NOW FOR SMOOTH ROLLING LATER

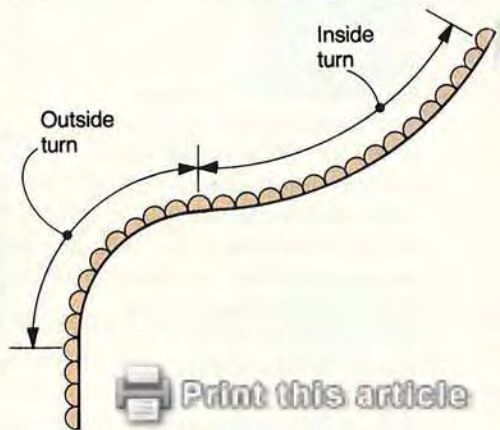
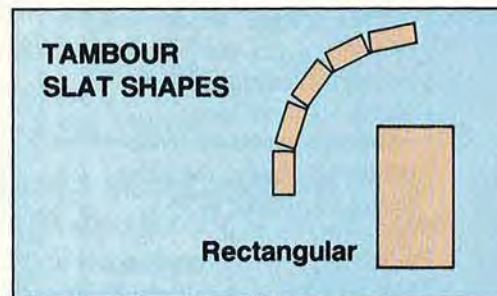
Like the section-view tambour winding around this page, all tambour curtains ride in narrow tracks and consist of slats of wood held together with a canvas backing. To help you build a similar curtain into your next project, we developed this simple planning procedure.

With your cabinet dimensions in hand, determine the sizes of the tambour slats and the tracks by using the chart and drawing below. Note that larger cabinet openings (spans) require thicker and wider tambour slats for rigidity and appearance.

Now, refer to the examples shown above right and select the shape of the slats. Keep these considerations in mind for tambours that will prove both attractive and practical:

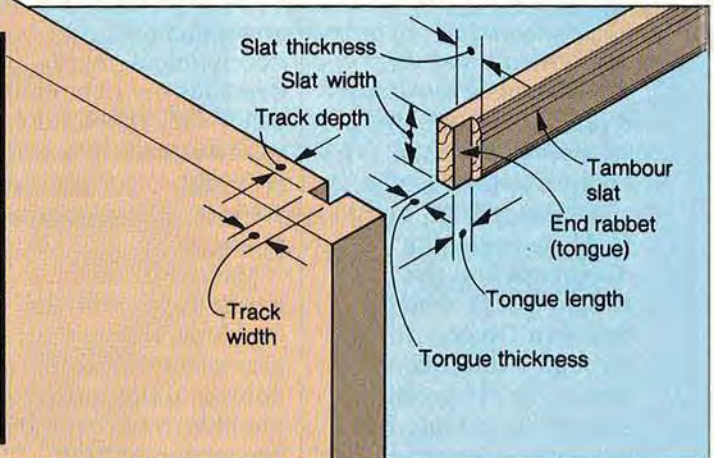
- Rectangular slats add a contemporary touch.
- Chamfered slats fit traditional or contemporary designs.
- For a nostalgic, traditional appearance, try the rounded-over or half-round shapes.
- Projects with an inside turn such as the one shown at right require a half-round or beveled shape to allow the tambour to make this turn. Remember that inside turns, such as on a rolltop desk, must be gradual. Otherwise, the tambour will not negotiate the turn.

Next, cut a piece of 3/4" particleboard to the inside dimensions of your project's end panels for use later as a



Tambour Slat and Track Size Chart						
Span*	Slat Thickness	Slat Width	Tongue		Track	
			T	L	W	D
6-18"	3/16"	3/8"	1/8"	7/32"	3/16"	3/16"
18-36"	5/16"	1/2"	3/16"	9/32"	1/4"	1/4"
36-60"	3/8"	3/4"	1/4"	1 1/32"	5/16"	5/16"

*Span, or length of slat = (inside width of cabinet) + (2 × track depth) - 1/16"



BEAUTY AND PRACTICALITY ROLLED INTO ONE

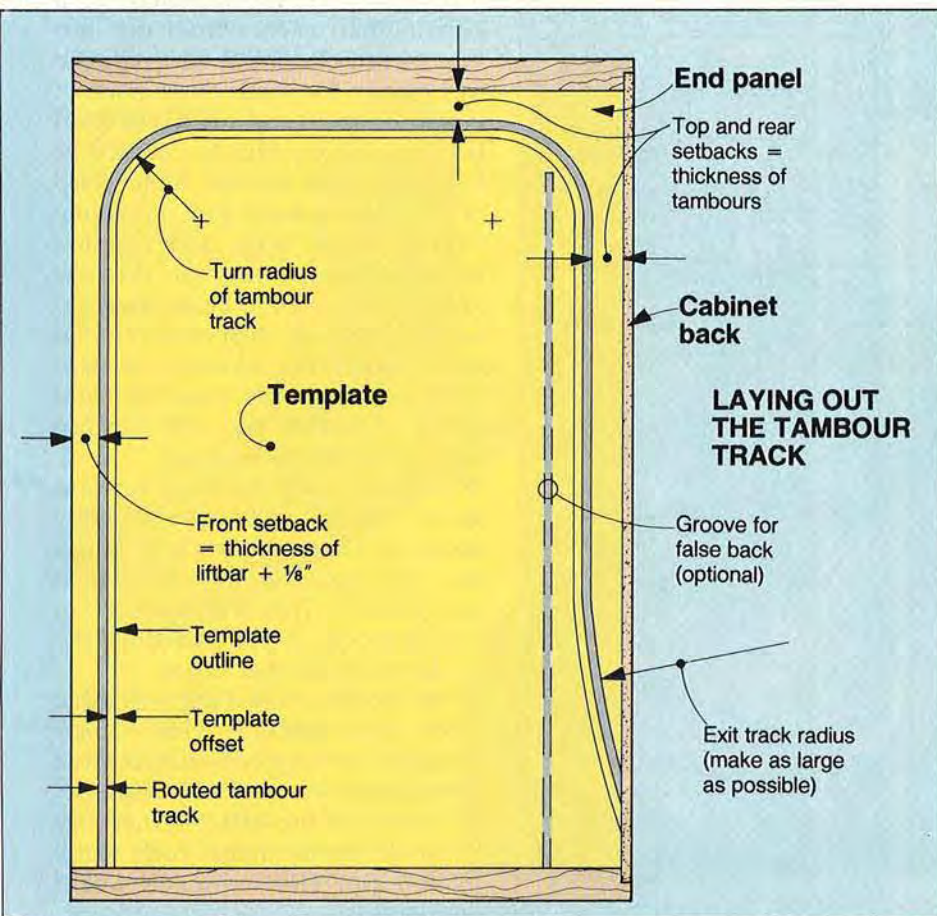
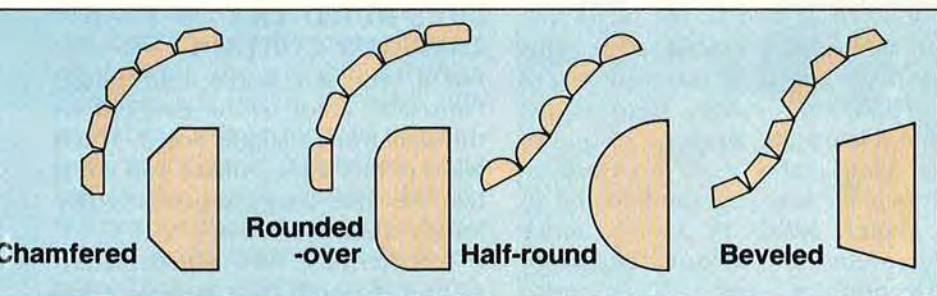
To guide you through nearly any tambour project, we'll show you how to plan, build, and install a vertical curtain such as the one in the countertop appliance garage shown at *right*. If you would like to build this project, or one like it without a bottom so appliances can

slide into it, see our free-plan offer on page 43.

To build a horizontal curtain, follow the same procedures described here, but remember that the tracks for the tambour will be in the top and bottom panels of the cabinet, not the ends.



We used the appliance garage shown above as an example of typical tambour construction.



routing template. On one side of the particleboard, lay out the path of the tambour track by following the guidelines in the drawing *below left* and this procedure:

First, mark the track setbacks for the front, top, and rear. When determining the front setback, remember that your lift bar should be at least as thick as the slats and set at least $\frac{1}{8}$ " back from the front edge or the cabinet side. Then, draw the tambour track parallel to the front, top, and rear, and mark the exit track radius. Using the chart *below*, determine the minimum radius for the outside turns at the top of the panels and connect the corners with a compass.

Next, determine the template offset that corresponds to the guide bushing and straight bit you'll

MINIMUM TRACK OUTSIDE TURN RADIUS		
Tambour Width		Minimum Radius
$\frac{3}{8}$ "	=	1"
$\frac{1}{2}$ "	=	1 $\frac{1}{2}$ "
$\frac{3}{4}$ "	=	2"

chuck into your router. For an idea of how the template offset works, see the next page. For example, a $\frac{1}{2}$ " guide bushing and a $\frac{1}{4}$ " straight bit will result in a $\frac{1}{8}$ " template offset. Now, draw the offset just inside and parallel to the track already marked on the particleboard.

Continued

TAMBOUR

If you would like to add a 1/4" plywood false back to hide the tambour, see the illustration on the previous page for the position of a holding groove. Lay out this groove directly on the end panels.

PUT THE CABINET PANELS ON TRACK

To shape the template, bandsaw along the outside of the offset line, being careful not to saw inside the mark. Then, sand to the offset line for a smooth template edge. This template will help you rout tracks on both end panels. Here's how. First, clamp the template to one of the panels and rout the track as shown on this page and in the illustration below. Be sure to move the router in a counter-clockwise direction for a smooth and crisp

cut. Then, flip over the template and repeat this operation for the other end panel. Remove the template and use a straightedge to rout a groove for the false back if necessary. Finally, assemble the cabinet (including the false back).

Note: You must assemble the cabinet squarely or the tambour will not slide smoothly.

LET'S BUILD THE TAMBOUR CURTAIN

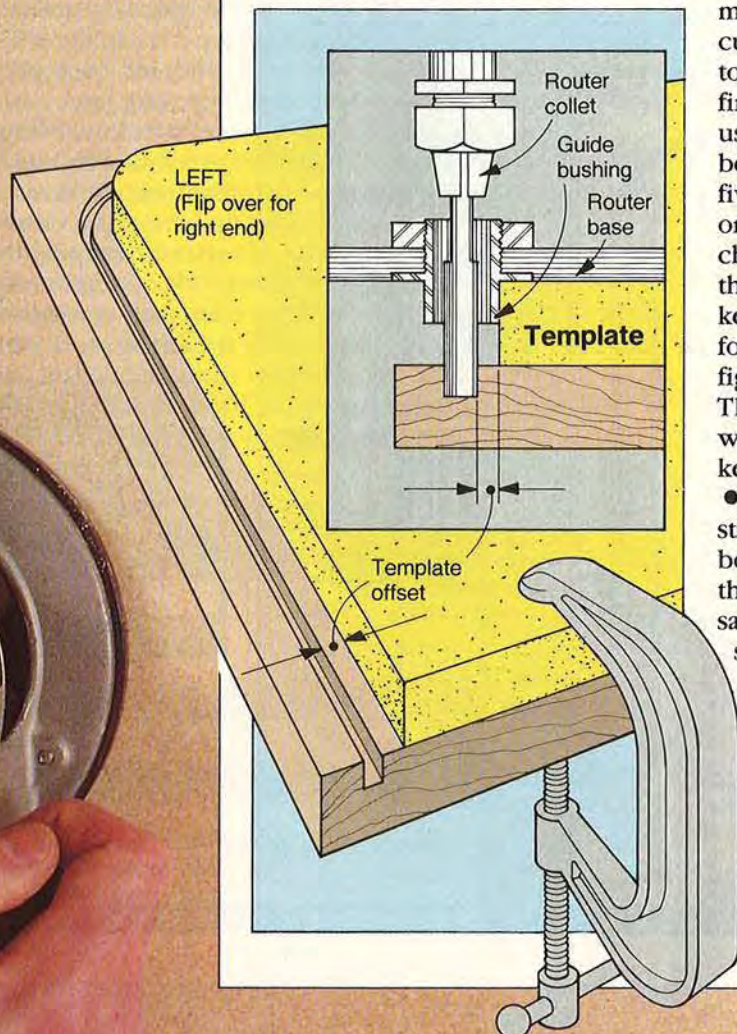
For a tambour that's a pleasing, consistent color to the eye, cut all the slats from a single board. You'll want to buy a long board and cut it into several lengths just slightly longer than your slats.

To determine how much material you'll need, first decide how many slats will be required for a curtain that reaches from the bottom of the closure to just past the first turn in the track. Since none of us are perfect (and neither is lumber), it's a good idea to cut four or five extra slats in case some warp or you make a small goof when machining them. Now, add together the thickness of one slat, the saw kerf of your ripping blade, and 1/2" for a jointer cut, then multiply that figure times the number of slats. That number tells you the total width of lumber you will cut, but keep these things in mind:

- For safety, you can't rip or joint strips from the full width of every board, so start with stock 2" wider than the amount of wood you'll saw from it. This will leave 2" of scrap stock as you machine the last slat from that board.

- Choose a board that's as thick as your slats are wide. Otherwise, be prepared to plane the board to the correct thickness.

To cut the slats, remember these words: joint, rout, sand, and rip. The sequence works like this:



Cut the board into lengths that are 1" or 2" longer than the tambour (including tongues). Joint $\frac{1}{2}$ " from one edge of the board, and rout the slat shape onto that edge as shown at *right*. (See the desk project on page 50 for a technique for making beveled strips). Now, sand the shaped surface with 150-grit paper.

Set your tablesaw fence for the thickness of the slats, and with the shaped edge against the fence, rip the board as we're doing *below right*, using the pushblock *below*. Number each slat on the sawn side so you can situate them in the tambour in the same order they came out of the board. Repeat this sequence for each slat, always jointing the sawn edge of the board to re-establish a straight and smooth edge for the next slat. To help you attach a lift bar later, rip two more slats with no routed shape.



Rout slowly to avoid splintering as you shape the tambour slat.

PUSHBLOCK


for ripping
tambour strips

$\frac{3}{4} \times 3 \times 6"$
(glue only to base)

Saw kerf

Equal to
thickness
of tambours

$\frac{3}{4} \times 3 \times 8"$



For safety's sake, use a pushblock to rip the tambour slats.

To turn that loose pile of sticks into an orderly tambour, first use a framing square to set two cleats at a 90° angle for the gluing jig shown on the next page. After screwing down the cleats, place all the tambour slats (in numbered order),

Continued

TAMBOUR

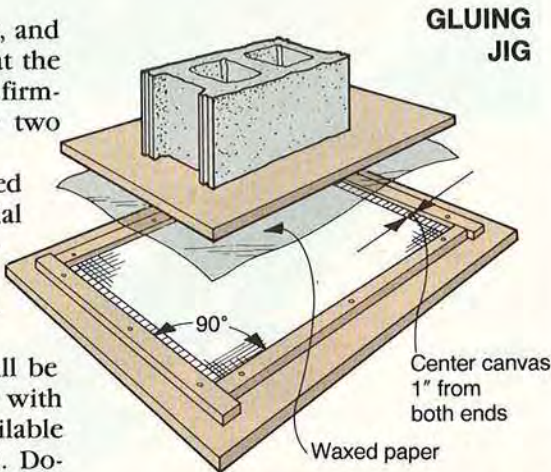
shaped side down onto the jig, and place the two unshaped slats at the bottom. With the slats pressed firmly together, screw the other two cleats in place.

With a piece of pre-washed 10-oz. canvas, cut the material so it covers the slats from top to bottom and centers 1" from both ends (we bought our canvas at a fabric store).

If your finished tambour will be a dark color, treat the canvas with dark brown dye (the type available at grocery and variety stores). Doing so will help prevent the canvas backing from showing between the slats. Make sure the dye dries completely before proceeding.

Then, spread an even layer of white woodworker's glue over the slats and lay the canvas in place. Glue should not squeeze between the slats if you have no large gaps between them. After smoothing out the canvas with a rolling pin, add the waxed paper, particleboard or plywood panel, and weight. Allow the glue to dry for one hour. The tambour will have a slight case of rigor mortis, so break the glue between the slats by running the tambour over a tabletop as we're doing *top right*. Trim both ends of the tambour as shown at *right*.

Now, chuck a straight bit into your router table and set the fence for the tongue length of the tambour. Elevate the bit just $\frac{1}{32}$ " above the router table and run the cloth-side of the tongue over the bit. This helps even out any irregularities in the thickness of the slats. For this operation, use the pushstick at *right* to hold down the tambour. Next, flip over the curtain, raise the router bit to cut the tongue to the correct thickness, and use the same pushstick to rout the rabbet (see photo at *top left* of next page).



Use the corner of a tabletop to break the glue between the slats.

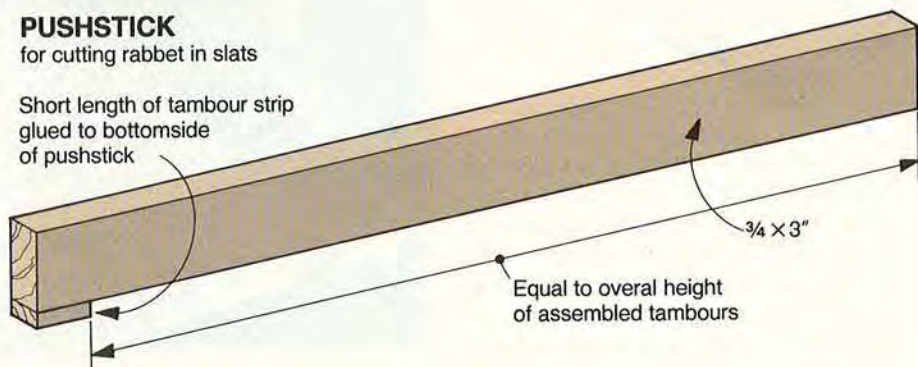


Trim the curtain with your tablesaw and stand to the side of the blade in case it ejects small slat pieces.

PUSHSTICK


for cutting rabbet in slats

Short length of tambour strip glued to bottomside of pushstick



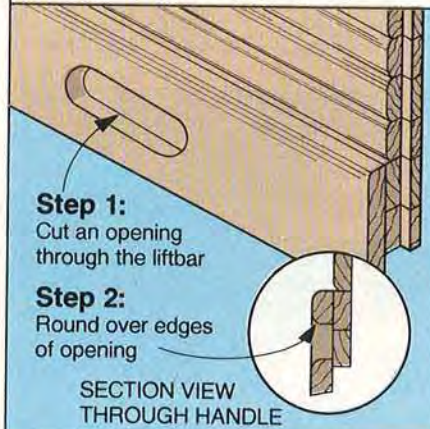


Hold down the tambour firmly when routing the rabbet.

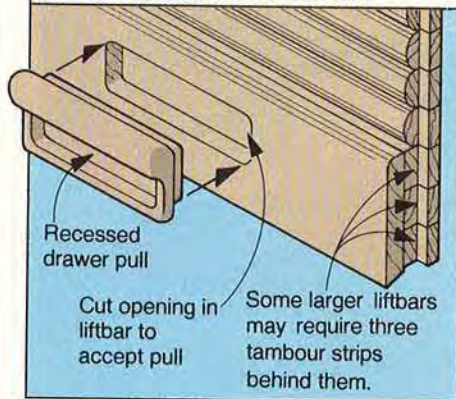


Attach the curtain to a disc with double-faced tape. This helps you apply stain and other finishes between the slats.

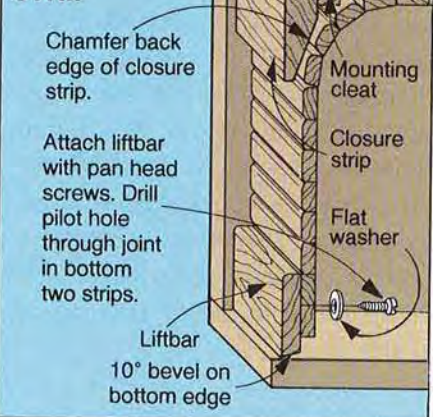
MAKING YOUR OWN RECESSED LIFTS



USING READY-MADE RECESSED PULLS



MOUNTING THE LIFTBAR AND CLOSURE STRIP



FINAL CURTAIN CALL: INSTALL THE TAMBOUR

It's the moment of truth—time to test the tambour for fit. The curtain should slide with just a slight amount of side-to-side play. Ours initially felt tight and jerky, so we lubricated the tongues with some paraffin—beeswax also works. Presto! A smooth-rolling tambour.

When you're satisfied with the fit, add a lift bar by using one of the two methods shown at *left*. Or, mount the lift bar to the tambour with two knob-type pulls like those shown in the project on page 44. To attach the lift bar and an optional closure strip, see the illustration *below left*. The closure strip hides the turn in the tambour.

Finally, you have several means to stop the tambour from sliding too far back into the cabinet. A solid lift bar coming in contact with a closure strip will do the trick. Or, set one screw into each track at a point where the back end of the tambour will contact the exposed heads of the screws when the lift bar reaches the top of the closure.

To finish the curtain, remove it from the cabinet and attach it with double-faced tape to a scrapwood disc as shown at *far left*. This arrangement allows the stain and finish to reach between the slats. 🌲

Free PLAN OFFER

For a free plan of the appliance garage on page 39 (and one just like it without a bottom), send a self-addressed, stamped, No. 10 business envelope to:

**Terrific Tambour
WOOD® Magazine
PO Box 11454
Des Moines, IA 50336-1454**

Foreign readers, please include an international reply coupon. Offer expires April 15, 1990.


TAMBOUR-TOPPED WRITING DESK

OUR REFINED RENDITION OF A FURNITURE CLASSIC



I answer dozens of letters a month from readers requesting plans for a rolltop desk.

Unfortunately, most plans call for desks too massive for most homes and too complex for most busy woodworkers. With that in mind, Jim Downing, our design editor, headed toward the drafting table. Jim's version, with its handsome tapered legs, box-jointed drawers, and smooth-sliding tambour curtain, won't overpower a room, yet still has a comfortable 24½ × 44" writing surface. If you need a writing desk without the fancy top, just build the base unit shown on page 47.

 Print this article

Mark Klemmet How-to Editor

Note: Unless you've had previous experience making tambour, we recommend that you read the shop-tested tambour-techniques article starting on page 38 for in-depth information on cutting pieces and forming the tambour curtain.

START FAST BY MAKING THE LEGS

1 For the front legs (A) and rear legs (B), cut four pieces of ½"-thick stock and eight pieces of ¾"-thick material to 2½ × 29¼". (We used ash; you might also consider oak, walnut, or cherry.)

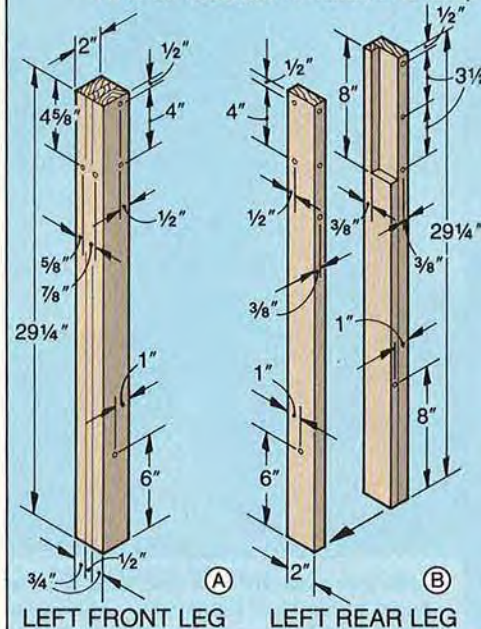
2 With the edges and ends flush, glue and clamp a piece of the ½" stock between two pieces of ¾" stock for each front leg (A) where shown on the drawing below.

3 For the rear legs (B), cut the tambour-curtain notch in each of the two remaining ½"-thick pieces—see the drawing below for dimensions. Glue and clamp the pieces to form a pair of rear legs. Remove glue from each notch.

4 Scrape the excess glue from one edge of each leg, and joint the scraped edge. Using your tablesaw,

LEG BLANKS

Note: All upper holes are ⅜" holes 1⅜" deep
All lower holes are ⅜" holes 1⅝" deep



rip the opposite edge of each leg for a 2" finished width.

5 Mark the centerpoints and drill $\frac{3}{8}$ " holes to the depths listed on the drawing at the bottom of the page. (With the leg ends flush, we used a square to ensure the centerpoints aligned from leg to leg.)

6 Using the drawing below for reference, mark the cutlines on all four surfaces of one leg.

MARKING THE TAPER CUTLINES



7 Following the drawing below right, taper-cut each leg. See the Buying Guide at the end of the article for a taper-jig source. Or, see our taper-jig plans in the August 1987 issue of WOOD® magazine.

NOW, CUT THE APRONS, RAILS, AND STRETCHERS

1 Cut the side aprons (C) to size. Using dowel centers, transfer the dowel-hole centerpoints from the legs to both aprons; the aprons sit back $\frac{1}{8}$ " from the face of the legs where shown on the Corner Detail on page 47.

2 Drill $\frac{3}{8}$ " holes $\frac{13}{16}$ " deep for the dowel pins where marked.

3 Rip and crosscut the rear aprons (D) to size (we edge-joined two 4"-wide pieces to form each 8"-wide apron). Transfer the locations and drill three dowel holes in each end of each apron.

4 Cut the two lower side rails (E) and single stretcher (F) to size plus 1" in length.

5 Dry-clamp a side apron (C) between a front and rear leg. Lay the assembly on a flat surface. Hold the lower side rail (E) under the assembly, centered under the dowel holes. Mark the cutlines, and miter-cut the rail to length (the angled cut measures $1\frac{1}{2}^\circ$). Repeat for the other side rail. Then, repeat with the rear legs and apron to mark and cut the stretcher (F) to length.

Find center, and drill a $\frac{3}{8}$ " dowel hole $\frac{13}{16}$ " deep into the ends of each rail and the stretcher.

NEXT, MOVE ON TO THE DRAWER SUPPORT PARTS

1 Cut the front panel rail (G) to size. Cut the side panel rails (H) and rear panel rail (I) to size plus 2" in length; you'll miter-cut these to exact length later.

2 Cut a $\frac{1}{2}$ " rabbet $\frac{1}{4}$ " deep along one edge the length of each piece.

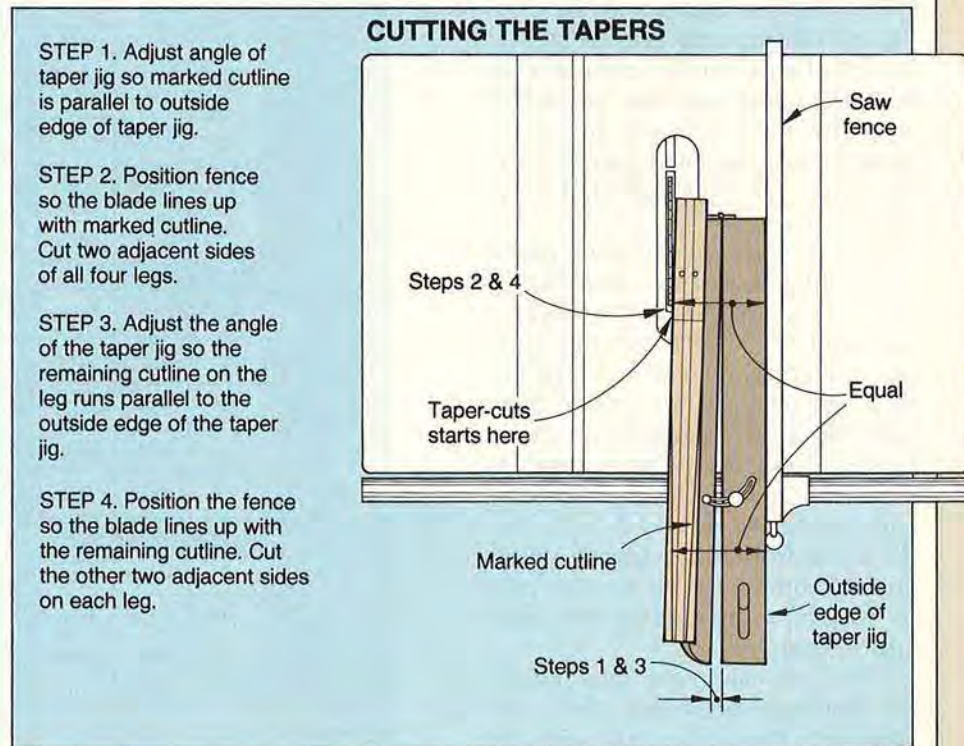
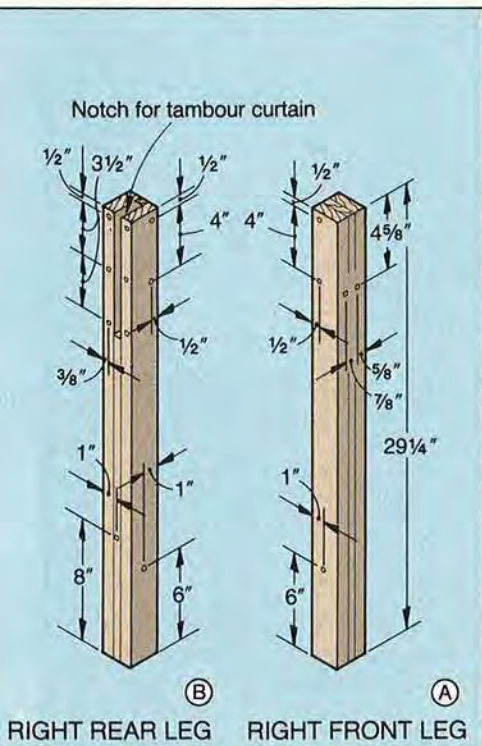
ASSEMBLY BEGINS WITH THE BASE FRAMEWORK

1 Glue and clamp a side apron (C) and rail (E) between a front and rear leg. Using the remaining legs, apron, and rail, repeat the process.

2 Glue and clamp the front rail (G), rear aprons (D), and stretcher (F) between the leg assemblies (A, B, C, E). Check for square.

3 Measure the distance, and cut both side panel rails (H) to length, miter-cutting the back end of each and notching the front end of each H (see the Corner Detail accompanying the Basic Desk Assembly

Continued



WRITING DESK

Drawing for reference). Measure and cut the rear-panel rail (I) to length, miter-cutting both ends.

4 Keeping the top surfaces of the rabbets flush and the pieces level, glue and clamp the side panel rails (H) against the side aprons (C) and rear panel rail (I) against the inner rear apron (D).

5 Measure the rabbeted opening, and cut the panel insert (J) to size from $\frac{1}{4}$ " plywood. Glue and clamp the insert in place.

6 From the edge of $\frac{3}{4}$ " stock, rip the four drawer guides (K) to size. Set them aside for now; you'll add them later.

MOVE RIGHT ON TO THE WRITING SURFACE

Note: If you prefer a solid-wood desk top, edge-join $\frac{3}{4}$ " stock to form a panel measuring 26" x 45". Trim it to 24 $\frac{1}{2}$ " x 44" after removing the clamps.

1 Cut the side rails (L) and front rail (M) to length plus 1". Cut the rear rail (N) to size.

2 Cut two pieces of $\frac{1}{4}$ " plywood to the size listed in the Bill of Materials plus 1" in length and width for the insert (O). (If you can find it, $\frac{1}{2}$ " plywood will save you the trouble of laminating two $\frac{1}{4}$ "-thick pieces.) Using contact cement, glue the pieces together with the edges and ends flush. Measure the thickness of the laminated panels; ours measured $\frac{7}{16}$ " instead of the $\frac{1}{2}$ " we expected.

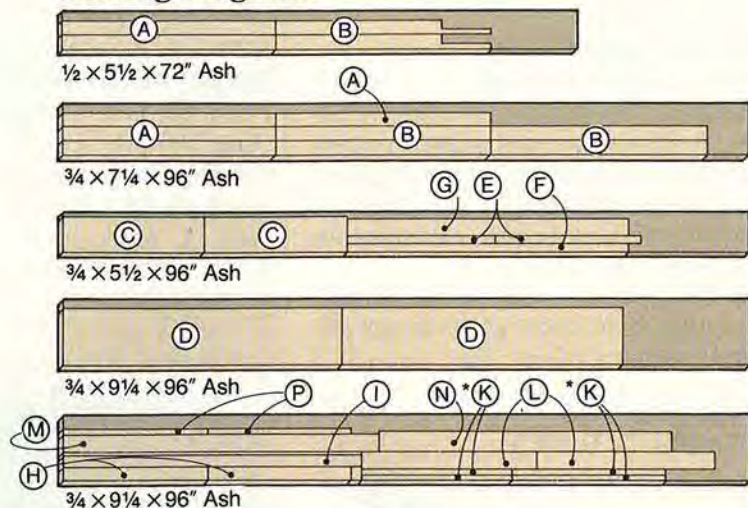
3 Rout a rabbet to the same depth as the thickness of the plywood insert (O) along the inside edge of each rail (L, M, N). (In our case, the rabbet depth was $\frac{7}{16}$ ".) To ensure that the rear rail will be flush with the other three frame members, rout rabbets the same depth as you just cut across the two bottom ends of the rear rail.

4 Cut the front rail to length, miter-cutting both ends. Cut the side rails to length, miter-cutting the front end of each.

5 Glue and clamp the rails together, checking for square. The back edge of N should be flush with the

Continued

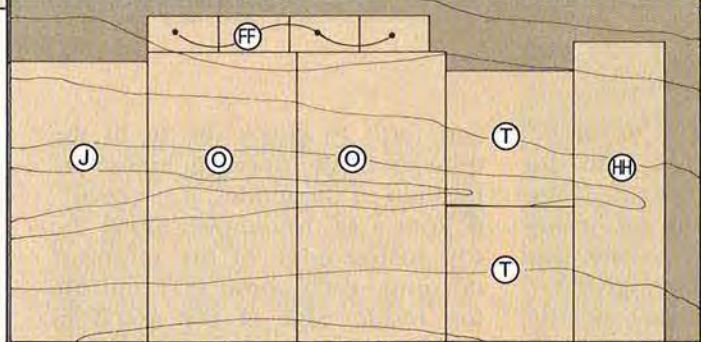
Cutting Diagram



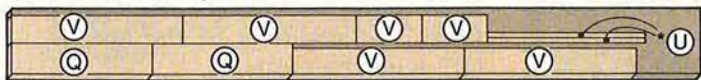
*Rip $\frac{1}{4}$ "-wide guides from edge of stock.

Bill of Materials

Parts	Finished Size*			Mater.	Qty.	Parts	Finished Size*			Mater.	Qty.
	T	W	L				T	W	L		
DESK BASE						UPPER UNIT					
A* front legs	2"	2"	29 $\frac{1}{4}$ "	LA	2	V* end panels	$\frac{3}{4}$ "	11 $\frac{1}{4}$ "	24"	A	2
B* rear legs	2"	2"	29 $\frac{1}{4}$ "	LA	2	W false back	$\frac{3}{4}$ "	6 $\frac{1}{4}$ "	41 $\frac{1}{2}$ "	A	1
C side aprons	$\frac{3}{4}$ "	5"	20"	A	2	Y* guides	$\frac{1}{4}$ "	$\frac{3}{4}$ "	5"	A	8
D rear aprons	$\frac{3}{4}$ "	8"	39"	A	2	Z top	$\frac{3}{4}$ "	6 $\frac{1}{2}$ "	44"	A	1
E* lower rails	$\frac{3}{4}$ "	1"	20 $\frac{3}{4}$ "	A	2	TAMBOUR					
F* stretcher	$\frac{3}{4}$ "	1"	39 $\frac{5}{8}$ "	A	1	AA lift bar	$\frac{1}{2}$ "	2"	42"	A	1
G front panel rail	$\frac{3}{4}$ "	2 $\frac{3}{8}$ "	39"	A	1	BB slats	$\frac{3}{8}$ "	$\frac{3}{4}$ "	42"	A	26
H* side panel rail	$\frac{3}{4}$ "	15 $\frac{5}{8}$ "	20"	A	2	CC retainer	$\frac{1}{4}$ "	$\frac{3}{4}$ "	41 $\frac{1}{2}$ "	A	1
I* rear panel rail	$\frac{3}{4}$ "	15 $\frac{5}{8}$ "	41 $\frac{1}{4}$ "	A	1	TOP DRAWERS					
J insert	$\frac{1}{4}$ "	39"	18 $\frac{7}{8}$ "	AP	1	DD fronts/backs	$\frac{1}{2}$ "	31 $\frac{1}{16}$ "	10 $\frac{5}{16}$ "	A	8
K drawer guides	$\frac{1}{4}$ "	$\frac{3}{4}$ "	21 $\frac{1}{8}$ "	A	4	EE sides	$\frac{1}{2}$ "	31 $\frac{1}{16}$ "	5 $\frac{1}{2}$ "	A	8
WRITING SURFACE						FF bottoms	$\frac{1}{4}$ "	5"	9 $\frac{13}{16}$ "	AP	4
L* side rails	$\frac{3}{4}$ "	2 $\frac{1}{4}$ "	24 $\frac{1}{2}$ "	A	2	GG slides	$\frac{1}{4}$ "	$\frac{3}{4}$ "	5"	A	4
M* front rail	$\frac{3}{4}$ "	2 $\frac{1}{4}$ "	44"	A	1	HH back panel	$\frac{1}{4}$ "	42 $\frac{1}{4}$ "	12 $\frac{3}{4}$ "	AP	1
N rear rail	$\frac{3}{4}$ "	2 $\frac{1}{2}$ "	40 $\frac{1}{2}$ "	A	1	*Initially cut parts marked with an * oversized. Trim them to finished size according to the how-to instructions.					
O* insert	$\frac{1}{4}$ "	40 $\frac{1}{2}$ "	20 $\frac{3}{4}$ "	AP	2	Material Key: LA-laminated ash, A-ash, AP- ash plywood					
P cleats	$\frac{3}{4}$ "	$\frac{3}{4}$ "	20"	A	2	Supplies: $\frac{3}{8}$ " dowel pins 1 $\frac{1}{2}$ " long, $\frac{3}{4}$ " x 17 brads, #6 x $\frac{1}{2}$ " flathead wood screws, #6 x $\frac{3}{4}$ " flathead wood screws, #8 x 1 $\frac{1}{4}$ " flathead wood screws, contact cement, 20 $\frac{1}{4}$ x 40" 10 oz. canvas, stain, finish.					
LOWER DRAWERS						Q fronts	$\frac{3}{4}$ "	4 $\frac{3}{16}$ "	19 $\frac{3}{8}$ "	A	2
R sides	$\frac{1}{2}$ "	$\frac{4}{3}$ "	21 $\frac{3}{4}$ "	A	4	R sides	$\frac{1}{2}$ "	4 $\frac{3}{16}$ "	21 $\frac{3}{4}$ "	A	4
S backs	$\frac{1}{2}$ "	3 $\frac{5}{8}$ "	18 $\frac{7}{8}$ "	A	2	S backs	$\frac{1}{2}$ "	3 $\frac{5}{8}$ "	18 $\frac{7}{8}$ "	A	2
T bottoms	$\frac{1}{4}$ "	18 $\frac{7}{8}$ "	17 $\frac{1}{4}$ "	AP	2	T bottoms	$\frac{1}{4}$ "	18 $\frac{7}{8}$ "	17 $\frac{1}{4}$ "	AP	2
U slides	$\frac{1}{4}$ "	$\frac{3}{4}$ "	21"	A	2	U slides	$\frac{1}{4}$ "	$\frac{3}{4}$ "	21"	A	2

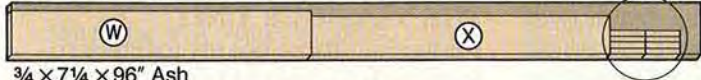


1/4 x 48 x 96" Ash Plywood



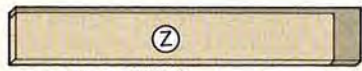
3/4 x 9 1/4 x 96" Ash

*Rip 1/4"-wide guides from edge of stock.




3/4 x 7 1/4 x 96" Ash


*Rip 1/4"-wide pieces from edge of stock.



3/4 x 7 1/4 x 48" Ash



1/2 x 9 1/4 x 96" Ash



3/4 x 7 1/4 x 96" Ash

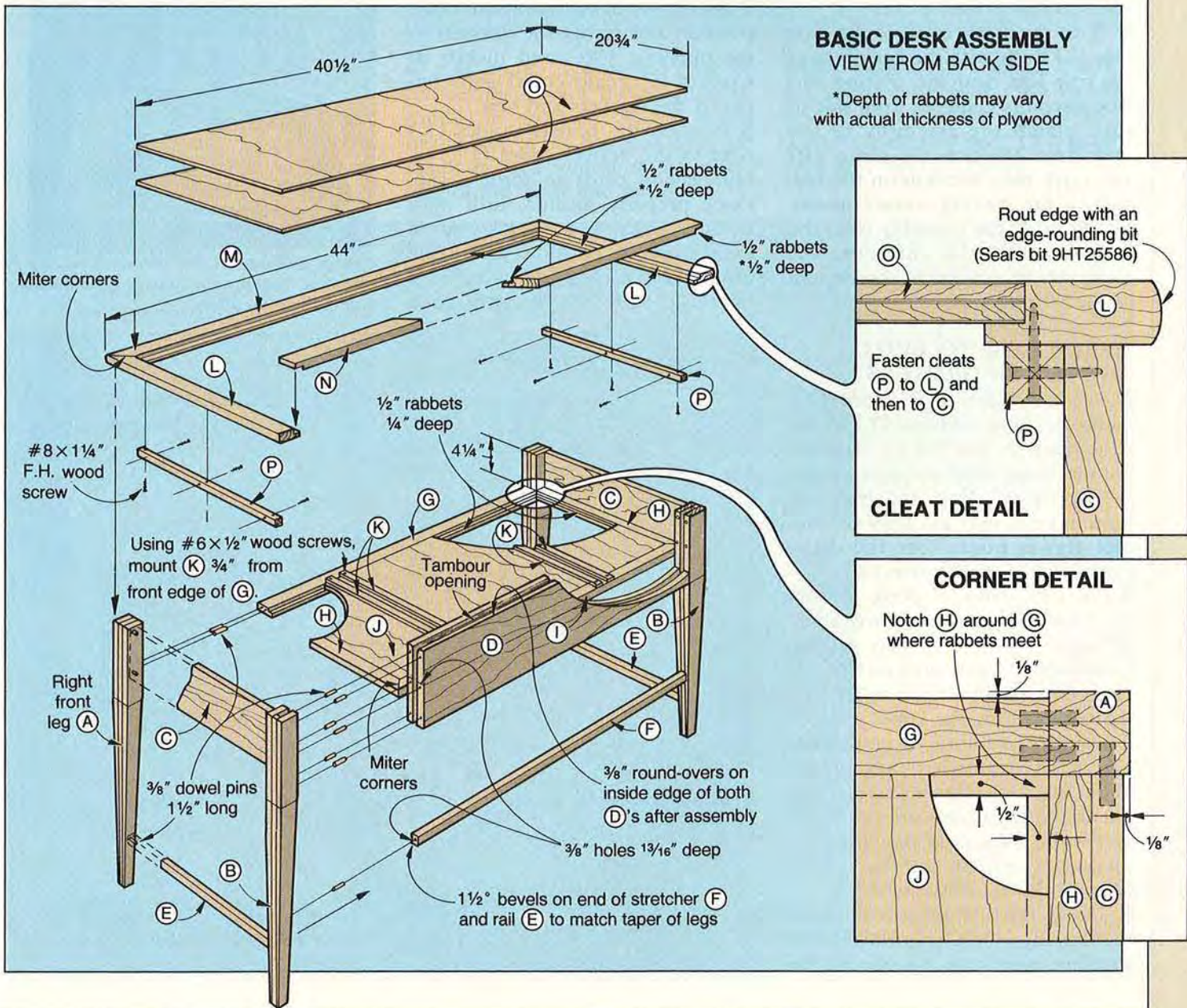
*Rip 1/4"-wide slats, retainers, and slides from edges of stock.



3/4 x 7 1/4 x 96" Ash



1/2 x 7 1/4 x 96" Ash



WRITING DESK

back end of each rail (L). Measure the rabbeted opening, and cut the oversized insert (O) to fit the opening. Glue and clamp the insert in place. If you plan to add the tambour unit, cut a 1 1/4" notch 42 1/4" long in the back of the writing surface where shown on the Upper Unit Assembly Drawing.

6 With an edge-rounding bit (we used a Sears no. 9HT25586), rout along the outside edge of front and side rails (see the Cleat Detail accompanying the Basic Desk Assembly Drawing for reference).

7 Cut the cleats (P) to size. Drill and countersink the mounting holes in each cleat.

8 With the back ends of the side rails (L) flush with the back face of the rear legs, and the writing surface assembly centered from side to side, clamp the assembly to the desk base. Position the cleats (P) and mark their location on the bottom of the writing surface assembly. Remove the assembly from the desk base, and glue and screw the cleats where marked to the bottom of the writing surface.

HERE'S HOW TO BUILD THE LOWER DRAWERS

1 Cut the fronts (Q), sides (R), backs (S), and bottoms (T) to the sizes listed in the Bill of Materials for the lower drawers. Next, cut a 1/4" groove 1/4" deep, 5/16" from the bottom edge into the drawer sides and drawer fronts. (See the drawing at right for reference.)

2 Cut a 1/2" dado 1/4" deep, 4" from the back end of each drawer side.

3 Lightly mark diagonals on the front face of each drawer front to find center. Drill a 3/16" hole in each drawer front for the knob.

4 For extra stability, fit your miter gauge with an auxiliary fence. Mark the box-joint locations and cut the joints in the drawer fronts and sides. (We used the box-joint jig featured in the February 1989 issue of *WOOD* magazine.)

5 Dry-clamp the pieces to check the fit. Glue and clamp the drawer together, checking for square. Do

not glue the bottom (T) in the 1/4" groove; instead, secure it to the back (S) with 3/4" brads. (We placed masking tape on the inside of each drawer, next to the box joints to catch the excess glue.)

6 Cut 1/4" filler blocks (see the drawing below), and fill the exposed grooves in each drawer end.

NOW, FIT THE LOWER DRAWERS IN THE OPENING

1 Cut the drawer slides (U) to size. Center, glue, and clamp the drawer slides to the bottom of each drawer. Check that the slides are square with the drawer fronts (Q).

2 As shown in the photo at right, position and center the drawers in the opening. (We used nickels as spacers to create equal gaps between the drawers and legs.)

3 Position the drawer guides (K) next to the drawer slides (U), using playing cards to form a gap. Once properly located, drill pilot holes and screw the back end of each guide in position. Screw the front end of each guide to the front rail (G). Slide the drawers back


and forth to check the fit of the drawers in the opening; adjust the position of the guides, if necessary.

4 Rout a 3/8" round-over along the top inside edge of the tambour opening—each apron (D) and the top inside edge of the notch in each rear leg.

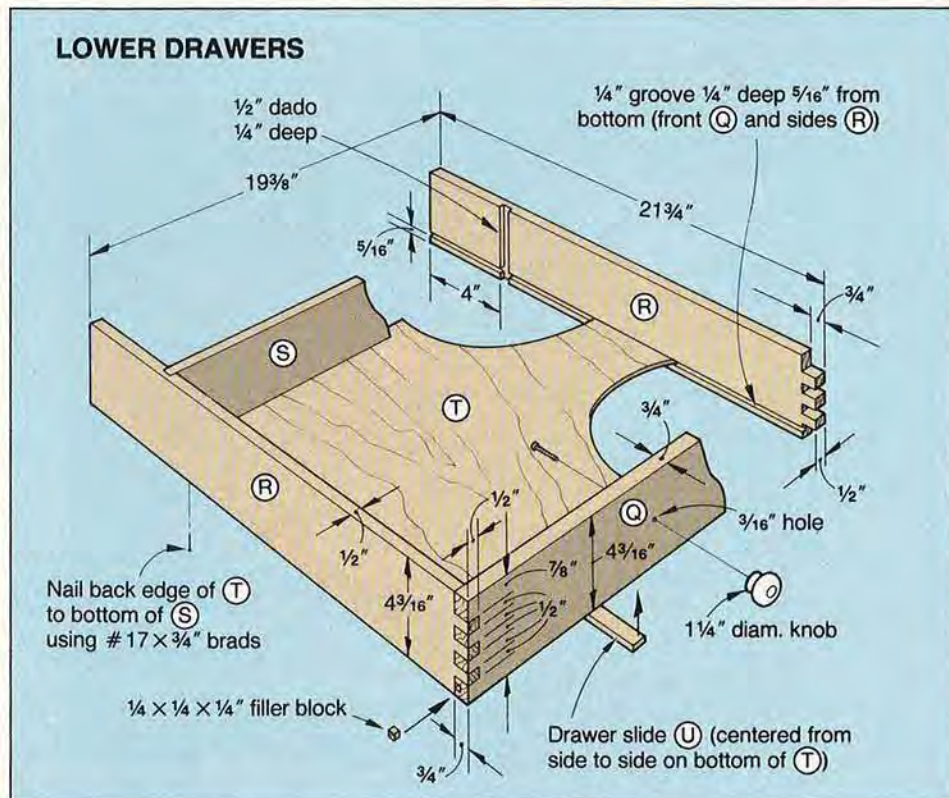
5 Position the writing surface, and fasten the assembly to the aprons (C) with the cleats.

LET'S BEGIN BUILDING THE TAMBOUR UNIT

1 Edge-join three boards together to form each end panel blank (V). See



Center and secure the drawers in the opening. Position the drawer guides and screw them in place.



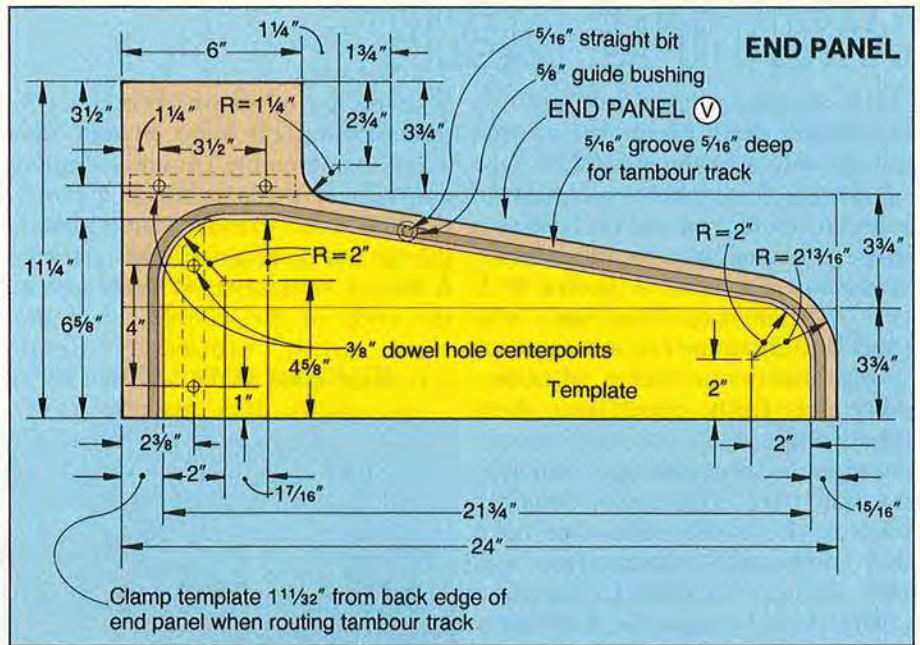
the End Panel Drawing for finished size. (For each end panel, we cut two pieces $3\frac{3}{4}$ " wide by 25" long, and one $3\frac{3}{4}$ " wide by 9" long. After edge-joining the boards, we cross-cut both ends of each panel for a 24" finished length.)

2 Cut or rout a $\frac{3}{8}$ " rabbet $\frac{1}{4}$ " deep along the back *inside* edge of each end panel.

3 Using the End Panel Drawing for reference, mark the outline, and cut one of the end panels to shape. Sand the cut edges smooth. Using this panel as a template, mark the outline onto the second end-panel blank, and cut and sand it to shape.

4 Viewing the same drawing for reference, mark the layout, and cut the routing template to shape from $\frac{3}{4}$ " particleboard.

5 Clamp the template to the *inside face* of one end panel where shown on the End Panel Drawing. Secure a $\frac{5}{16}$ " straight bit and a $\frac{3}{8}$ " bushing



to your router. Follow the edge of the template with the bushing to rout a $\frac{5}{16}$ " groove $\frac{5}{16}$ " deep in the inside face of the panel to form the tambour track. Repeat on the inside face of the other end panel.

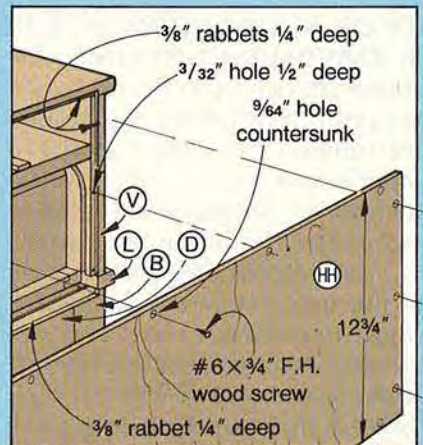
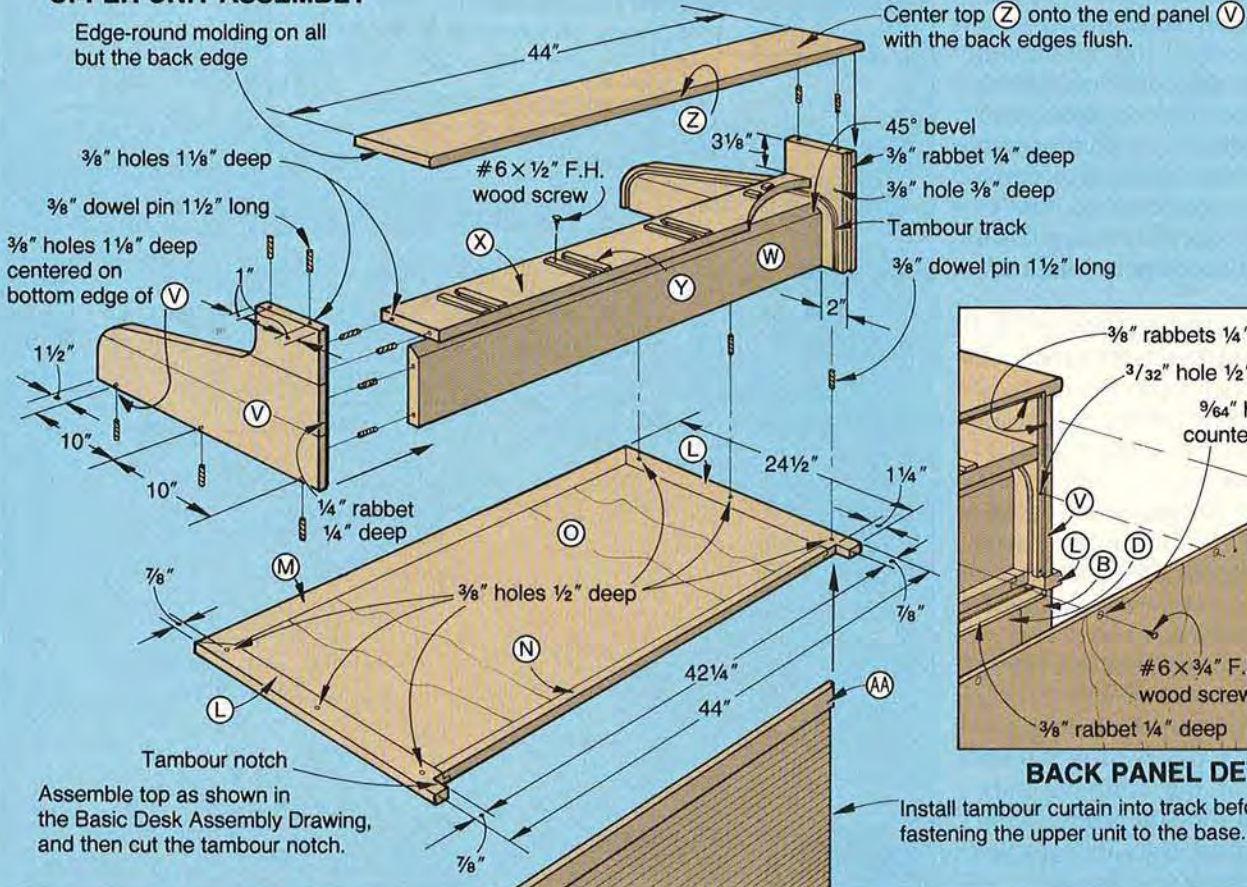
NOW FOR THE UPPER UNIT

1 Cut the false back (W) to size, bevel-ripping the top edge at 45°.

2 Cut the drawer shelf (X), guides (Y), and top (Z) to size.

Continued

UPPER UNIT ASSEMBLY



BACK PANEL DETAIL

WRITING DESK

3 With the same edge-rounding bit used earlier, rout along the front and side edges of the top (Z).

4 Mark the four hole centerpoints on the inside face of one end panel, where dimensioned on the End Panel Drawing. Drill $\frac{3}{8}$ " holes $\frac{3}{8}$ " deep where marked. Then, stick $\frac{3}{8}$ " dowel centers in the holes. Position the top and bottom edges of both end panels flush, check that the rabbets align along the back edge, and squeeze together the panels. This will transfer the hole centerpoints to the inside surface of the other end panel. Drill the holes in the second panel where indented.

5 Using dowel centers, mark the location, and drill a pair of holes in each end of the drawer shelf (X) and false back (W).

6 Drill $\frac{3}{8}$ " holes $1\frac{1}{8}$ " deep in the bottom and top edges of each end panel where located on the Upper Unit Assembly Drawing. Glue and clamp the back and drawer shelf between the end panels.

7 Insert $\frac{3}{8}$ " dowel centers in the holes in the top edge of the end panels. Center the top (Z) from side to side on the upper unit. With the back edge of the top flush with the back edges of the end panels, squeeze the parts together to transfer the dowel hole centerpoints to the bottom surface of the top. Drill $\frac{3}{8}$ " holes $\frac{3}{8}$ " deep where marked.

LOTS OF STRIPS FORM THE TAMBOUR CURTAIN

1 Cut the lift bar (AA) to size, cutting a 15° bevel along the front where shown in the Side View Detail *above right*.

2 Cut two $\frac{3}{4}$ " boards to $7\frac{1}{4}$ " wide by 42" long. Rip 26 tambour slats (BB), each $\frac{3}{8}$ " thick from the edge of the boards. (You have enough stock to cut several extras.)

3 Form the routing jig as shown in the three-step drawing at *right*.

4 Using the routing and jig setup shown, rout a bevel along both edges of 22 of the tambour slats. (As shown on the Side View Detail at *right*, the four slats nearest the lift bar don't require a bevel.)

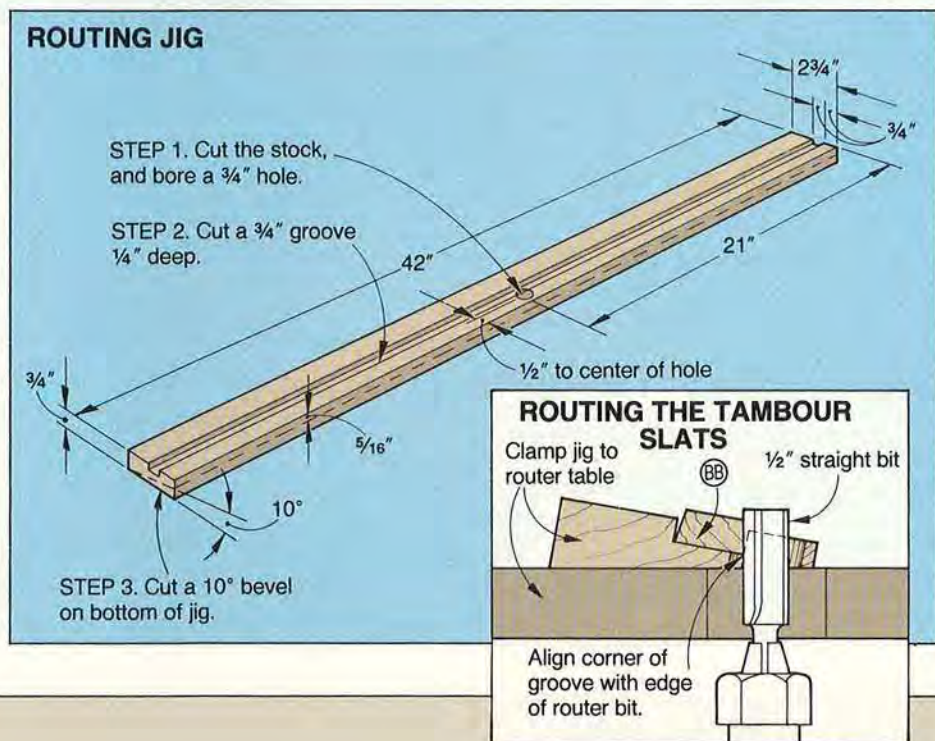
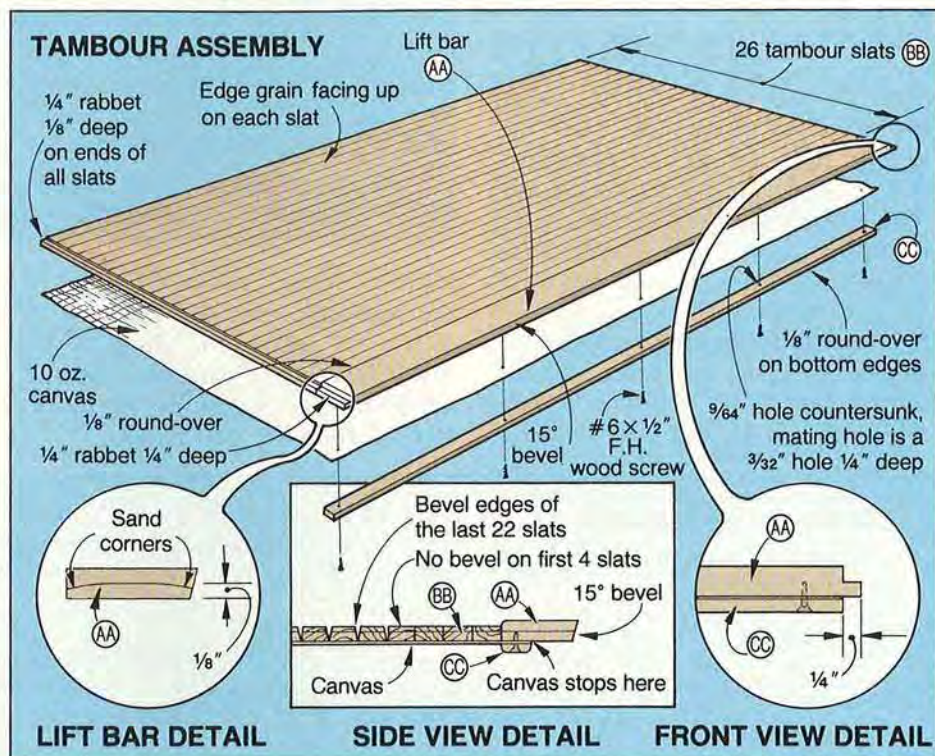
5 Using the tambour technique article starting on page 38 and the Tambour Assembly Drawing, center and adhere the 26 slats to a piece of $20\frac{1}{4} \times 40$ " canvas; don't attach the lift bar or retainer strip just yet.

6 Rout a $\frac{1}{4}$ " rabbet $\frac{1}{8}$ " deep across the ends of the tambour curtain. Now, cut $\frac{1}{4}$ " rabbets $\frac{1}{4}$ " deep across the ends of the lift bar (AA).

For a smooth-sliding lift bar, sand the ends where shown on the Lift Bar Detail accompanying the Tambour Assembly Drawing *below*.

7 Align the lift-bar rabbets with the rest of the rabbets in the tambour curtain, and adhere the lift bar to the canvas.

8 To hold the canvas firmly to the lift bar, cut the retainer strip (CC)



to size. Sand $\frac{1}{8}$ " round-overs along the bottom edges of the strip. Drill the holes and fasten the strip to the bottom face of the lift bar.

ADD THE FOUR UPPER DRAWERS

1 Cut the drawer fronts and backs (DD), sides (EE), bottoms (FF), and slides (GG) to the sizes listed in the Bill of Materials.

2 Cut a $\frac{1}{4}$ " groove $\frac{1}{4}$ " deep, $\frac{5}{16}$ " from the bottom edge into the drawer front, back, and sides where shown on the drawing below. (We cut ours using a dado blade.) Mark the location, and cut a $\frac{5}{16}$ " notch $2\frac{1}{2}$ " wide, centered along the bottom side of each drawer back where shown in the drawing.

3 Mark diagonals on the front face of each drawer front to find center. Drill a $\frac{3}{16}$ " hole in each drawer front for the knobs.

4 Mark the box-joint locations, and cut the joints in the drawer parts.

5 Dry-clamp the pieces to check the fit. Glue and clamp each drawer; check for square. Glue and clamp a slide (GG), centered on the bottom of each drawer.

6 Cut filler blocks and plug the exposed groove holes in the ends of each drawer.

7 Center the four drawers in the opening on the drawer shelf. Working from the back side, locate and fasten the drawer guides to the drawer shelf.

SAND, SEAL, AND DELIVER

1 Insert the tambour curtain into the tambour track in the upper unit. Put dowel centers in the holes in the bottom edge of the end pan-



Clamp the upper unit in position on the desk base, and rout a rabbet to house the plywood back.

els (V). With the back edges of the end panels flush with the back edge of the side rails (L), clamp the upper unit to the writing surface to transfer the dowel hole center-points to the side rails.

2 Working from the back side, slide the tambour curtain in the tambour slot in the upper unit, and check the operation of the curtain in the tambour notch in the rear legs. Adjust the location of the upper unit if necessary, and remove the tambour curtain.

3 As shown in the photo at left, rout a $\frac{3}{8}$ " rabbet $\frac{1}{4}$ " deep along the inside edge of the top (Z) and rear apron (D) to house the back (HH). Square the rounded corners with a chisel. Measure the rabbeted opening, and cut the back (HH) to size.

4 Remove the upper unit from the base, and drill the dowel holes in each side rail (L) where indented.

5 Finish-sand all the parts. Glue and dowel the upper unit to the writing surface. Stain and finish as desired. Working from the back side, slide the tambour curtain into the tambour slot in the upper unit.

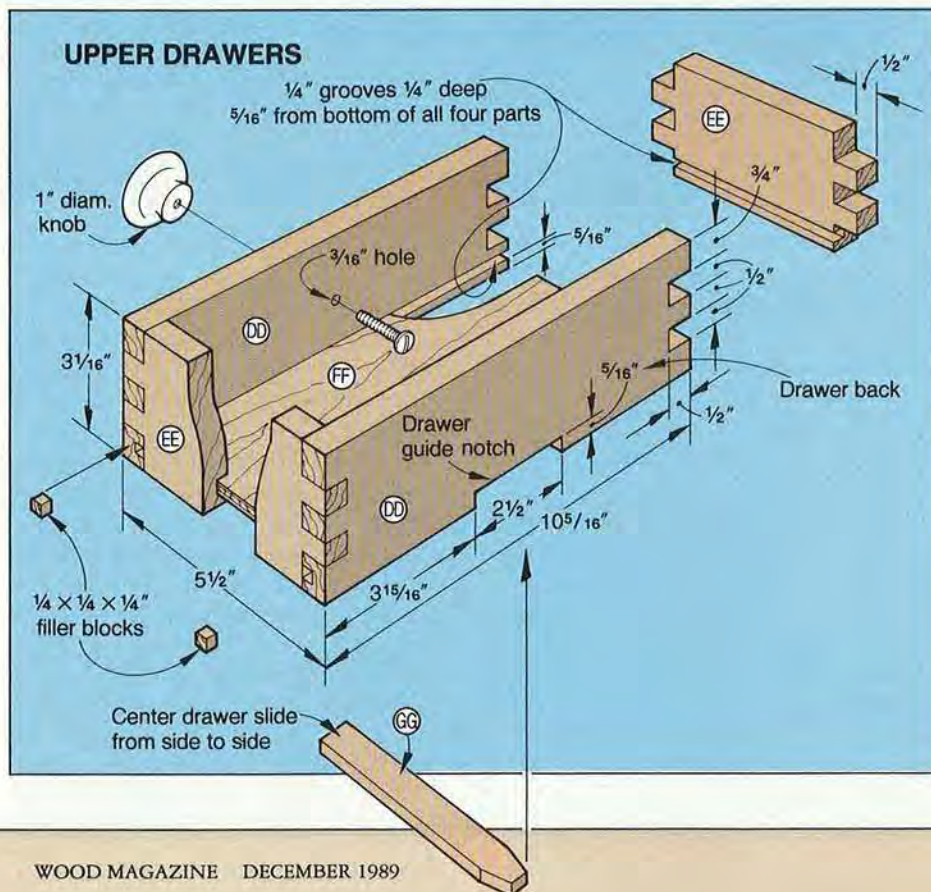
6 Using the the Back-Panel Detail accompanying the Upper-Unit Assembly Drawing on page 49 for reference, drill the holes, and screw the back (HH) into the rabbet. Attach the knobs (see the Buying Guide for our source).

BUYING GUIDE

• **Knobs.** Porcelain knobs with accented brass center and pedestal. Six, 1"-diam. knobs, catalog no. 175PK1, \$1.80 each. Two, $1\frac{1}{4}$ "-diam. knobs, catalog no. 175PK2, \$1.95 each. Add \$3.30 for shipping. Constantine's, 2050 Eastchester Road, Bronx, NY 10461.

• **Taper jig.** Reverses for right- or left-hand use. Heavy-duty, professional-quality jig, catalog no. VA377, \$17.45. Constantine's, address and shipping charge above. 🌲

Produced by Marlen Kemmet
Project Design: James R. Downing
Photographs: Hopkins Associates
Illustrations: Kim Downing; Mike Henry



IMAGES IN TIME

Jim Shirley knows wood. As a youngster on his parents' farm, he worked it as a hobby. Later, he became a building contractor. But, Jim, now 64 and retired from the building trade, was always more interested in old wood than new. "Seeing old architecture destroyed just made me heartsick," Jim recalls, "and I wanted, somehow, to find a way




Todd, Lex, Gil, and Jim Shirley display one of their wooden masterworks, created with wood etched and colored by Mother Nature.

to preserve the old scenes and the grand old buildings."

He began his preservation efforts by salvaging the past. Jim rescued interesting pieces of wood and hung them on the walls of his home. Although his collection grew steadily, he knew that his wood display should be made meaningful.

Then, inspiration hit. Jim created a rustic landscape—the first of many scenics—to come from some of his favorite pieces of old, salvaged wood.

From that first creation 20 years ago sprang hundreds of compositions. And, interest in his work has grown to the point where his three sons—Lex, 33, Gil, 31, and Todd, 26, shown *above* with Jim—work full-time to keep up with demand. In his Rexburg, Idaho, shop, we listened to Jim unfold the story behind his wooden masterworks.



 [Print this article](#)

You might cross paths with Jim Shirley if you happen to vacation in Wyoming's Grand Teton National Park and the neighboring national forests in southern Idaho. He wanders there, guiding his pickup slowly along the snaking roads, his eyes scanning the glens and gullies for appealing pieces of wood. There's also the chance you could catch him prying an old weathered board from a teetering outbuilding on a friend's ranch closer to Rexburg. Stick around—he'll be happy to tell you the wood's destiny as he nails a new board in its place.

Give Jim some encouragement. Let him tell you in his softspoken way how he creates spectacularly detailed scenes in unfinished wood—the older the better. Follow him home. See for yourself how his work—part onlay and part low-relief—vividly portrays the depth and shadowed contrast of rugged western mountains, cattlemen's landscape, timeworn ranch barns, and elegant Victorian homes.


Bits and pieces of wood—all selected for color and texture—join one another as the landscapes and buildings. From tiny, toothpick-sized fragments, he produces ac-

WITH MOTHER NATURE AS THEIR PARTNER, JIM SHIRLEY AND HIS SONS
CREATE MASTERWORKS THAT WHISPER 'REMEMBER WHEN'



cents—wagon wheels, pumps, telegraph poles, windmills, mailboxes, and lampposts.

Jim smiles when he's asked how long it takes to complete one of his compositions that command anywhere from \$5,000 to \$15,000. Noting that he considers Mother Nature, who creates his raw material, an artistic partner, he says, "Many years, because she is so slow. She takes her own sweet time, but, in the end, anywhere you look, you'll see no hues like hers." He'll add though, that actual construction takes from two to four solid months.



Jim's sure hands double-check the fit of a tiny piece in the master plan drawn on the backing board.

NEW LIFE FOR WOOD FROM THE PAST

When Jim talks about wood, he lowers his voice, seemingly out of reverence and respect. "Wood is such a fascinating, expressive, and adaptable material. Its grain and fiber tell about its struggle to grow and survive." Shifting to a more comfortable stance, he comments, "Wood is a history book—laid open—in use all around us."

Jim can speak of history because, in his woodworking, he touches it. Each shade of color, each texture in every one of the Shirleys' pieces came from carefully selected wood.

Continued

IMAGES IN TIME

Maybe it once belonged to an aging fence. Or, it was a clapboard on a sagging shack. Perhaps a machinery building yielded a hand-hewn plank. A barn roof shed a shingle. The wood portrays the past because it belongs to the past.

In place, the chosen pieces of wood glow with almost iridescent colors. Tones of rust, cinnamon, umber, gray-blue, mahogany, rich yellow, and olive green reflect light in an uncanny way. And, the Shirleys do nothing to enhance them. They refuse artificial, manipulated colors and finishes—no paints, stains, oils or varnishes.

Many of their pictures represent several hundred years of natural processing, the colors created as the seasons came and went. "They're the resulting mix of sunshine and moonlight, wind and rain, sand and snow," Jim explains.

SELECTING FROM A NATURAL PALETTE

With the familiarity that comes from years of association, Jim and

his sons know which wood works for what. They value bleached Douglas fir, for instance, for the straight, smooth look it lends to some backgrounds. Ponderosa pine takes detail, so it may end up as gingerbread on a turn-of-the-century porch. Hard-to-find planking from cottonwood or quaking aspen gives them the delicate silver-gray of a moon-glow sky. Vivid colors usually come from wood that contained a large amount of sap, such as a tree's root ball or a knot.

Gnarled burls from any tree give the Shirleys the graceful, convoluted texture of distant hills or ocean waves. Wood damaged while growing sometimes develops an unusual profile as nature heals the defect, and it fits in perfectly as a fence post or craggy peak.


To suggest sagebrush, tumbleweed, or a rocky outcropping, they leave in place the still-living lichens found clumped together on decrepit roof shingles. Sometimes, they plug in small branches for trees and shrubs. Even weather-beaten pieces

of stunted sagebrush from the Idaho high country find their way into the western scenes.

Searching for such a palette of color often parallels the proverbial needle-in-a-haystack. On a wood-gathering trip to Arizona, for example, Jim sought out a particular sawmill that specialized in ponderosa pine. He knew that the wood, after years of exposure, produced knots in the yellow shades he needs to make a natural-looking sun in his wooden skies. Jim watched the sawyers for 16 hours while more than 15,000 boards slipped past his eyes. "I ended up selecting only 89 of the boards to haul home," he recalls. "Then, the rains of fall do the staining, and the freezing nights of a high altitude winter do the mellowing."

NEW JERSEY VICTORIANS COME HOME TO IDAHO

Over the last few years, Jim's fascination with Victorian architecture has led him down a research path thousands of miles long. His travels



Featuring a seldom-seen view of the Teton Mountains from the west, "Dear John" depicts in wood the loneliness of a cowboy.

Lichen that suggests groundcover still clings to the wood Jim chose for part of the western landscape.

have taken him to cities, villages, and ranches around the nation. In Cape May, New Jersey, Jim found 600 Victorian homes. "The whole town is a historic district," he exclaims in his quiet way.

Jim pays accurate attention to historic architectural detail. Yet, he exercises artistic license, too, moving buildings from their original location into scenes he assembles in his mind. In time, though, these mental pictures must be put to paper. Then, he selects from trays of 35mm slides taken of buildings that have caught his attention. The slides help maintain authenticity and proportion as he designs and details the composition.

With this technique, the craftsmen often end up with quite a cosmopolitan setting. A church may have originated in Oregon, a home in San Francisco, an elaborate Victorian porch in faraway New Jersey. The background might include the peaks of the nearby Tetons. But, the Shirleys homogenize them in their wooden creation.



The straight grain of weathered pine makes a perfect pair of working chaps on the cowboy. The Shirleys added black india ink for the envelope address.

THREE-DIMENSIONAL HOUSE CONSTRUCTION

Jim and his sons' years of working together as building contractors come into play in the start-up of a scene. Working under the doctrine, "You can't change the wood or you ruin it," they study the design of each building to be included in the new masterwork.


Every building constructed requires a backing board of ¼" plywood, cut slightly smaller than the completed structure will appear. This ensures that no "new" wood will show on the edges of the final assembly.

For the wood required in a building, the Shirleys search the stockpile, selecting suitably colored and grained boards and scrap pieces for every detail. Then, they rip the old ¾" and 1" stock to the needed widths. Resawing reduces the boards to thicknesses from ⅛" to ¼".

With a scrollsaw, Jim or one of his sons cuts the larger of the tiny boards to shape. Often, smaller details and pieces demand additional carving or dimensioning with an X-acto knife. Some final sanding on the back side reduces thickness of a piece or controls the edges for a precise fit.

During the construction, the workers handle most pieces—some no wider than a pencil lead—12 to 24 times before placement. In one picture, a 6"-tall lamppost took 20 pieces of wood chosen from seven colors on the original weathered plank. The Shirleys refuse to imitate or enhance natural surface colors with paint. Instead, they use black india ink, not considered a color, without altering the wood's hue or obstructing grain.

Finally, the components for each building come together, glued in place with contact cement layer upon layer (usually starting with the roof area as the initial layer) on the plywood template. Jim stresses that, "This



With a belt sander, Todd takes a little bit more wood off the edge of a nearly completed barn so that it fits.

is not inlay work. It's a built-up process I call 'relief overlay.'"

The completed buildings or major elements fit into notches cut into the foreground of the land in the final composition. Glue holds them in place. All of these tiny layers of wood and the plywood backings add up—a 44×32" picture can weigh as much as 50 pounds!

Jim and his sons refuse to spray the completed work with protective coating, partly because of their respect for the wood's natural qualities that require no enhancing, and partly for a very practical reason. "A finish only makes the dust collect," Jim notes. "We leave the wood natural so that you can occasionally—and easily—blow away the dust to once again expose the details we wanted and put there."

For information on the Shirleys' wooden masterpieces, and a descriptive list of limited lithographs of their best work (small and large sizes, from \$200 to \$400), write: *Paintings In Wood*, 325 Harvard, Rexburg, Idaho 83440. 🌲

Written by Layne Dearden.

Photographs: Borg Anderson, Gil Shirley, DiAnn Wright

TABLESAWS

HOW TO BUY THE MOST IMPORTANT WOODWORKING MACHINE IN YOUR SHOP

THREE ESSENTIALS FOR ANY TABLESAW

Before you can set a tablesaw to the task of helping you accurately machine project pieces, its three basic parts—table, blade, and inner mechanisms (undercarriage)—must each do the following:

The **table** must form a perfectly flat plane—something you can check with a straightedge. Although we didn't find this problem with any of the models we tested, we've talked with plenty of readers who have come across warped tables. Our advice: ask for a new

table if this happens to you. If you prefer to buy your tools through the mail, check the table before accepting shipment.

Likewise, the table extensions (wings) should bolt to the table so they continue the flat plane.

The **blade** must spin in a perfect circle without wobble. Sloppiness here can lead to inaccurate cuts, excessive saw marks, and even pose safety problems such as kick-back, binding, and the like.

Inner mechanisms, including the tilt and elevation controls shown in the three anatomy illustrations at *right*, should be machined to exacting tolerances so the blade doesn't shake either side to side or up and down.

THREE TYPES OF SAWS: WHICH ONE'S FOR YOU?

Of the saws we tested, only two—the Swiss-made Inca 250 (see box page 71) and the French-made Kity 100618—didn't fit into

one of the following three categories. The Inca has a tilting table, whereas all North American- and Taiwanese-made saws have mechanisms for tilting the blade arbor. The Kity, although similar to the cabinetmaker's style saws because of its removable table, has lighter components in the undercarriage. Both saws produce accurate cuts.

Direct-drive (\$280-\$500)

As shown in the illustration at *right* of the Sears model 29805 direct-drive tablesaw, the blade arbor and motor arbor are one, meaning that any motor vibration transmits directly to the blade. Lightweight elevation and tilt mechanisms, along with the two small brackets that hold the entire mechanism to the tabletop, further contribute to blade movement.

The Delta model 34-740 and Makita model 2711 direct-drive saws have slightly beefier mechanisms, but cost \$150-\$200 more than the Sears machines. The Sears and Delta tablesaws have open drip-proof motors, while Makita includes a universal motor with speed-reduction gearing.

Because of their light weight and potential for blade movement, we believe these saws are better suited to construction carpentry than precision woodworking.

Kity's sliding cutoff table fits many saws, including the Delta Uni-saw shown here.



MEISEL HARDWARE SPECIALTIES



Hi, my name is Paul Meisel. I'm a plan designer. My goal is to create the best possible project plans and make them available to you. This 8-page sampler shows just a few of the many plans we have available.

You'll find all of these projects very "do-able". I personally built every one of the projects shown using only a small table saw, a band saw (a scroll saw would work just as well), and a drill press. For the yard ornaments I used only a sabre saw.

Except for the birdhouses, each project shown will take just a couple of hours to complete; and notice how easy these projects are to paint! I invite you to order some of these plans—I'm sure you'll love them! I'll be watching for your order.

Paul Meisel

Paul Meisel, President
Meisel Hardware Specialties

P.S. Check out my free plan offer on the attached order blank.



**Insert Sampler
for WOOD
Magazine**



WOODWORKERS ENJOY THE ELECTRONIC AGE

Everyone loves projects which can be made in under two hours using just a scrap of 3/4" pine. And these projects are especially alluring because they're so cute! Push the nose and you hear a musical tune!

The secret lies in a fairly recent breakthrough in technology. A miniature electronic music box is used as the source of sound. With a simple push of the finger, this music box plays a tune. The teddy bear plays "Teddy Bear Picnic", the dinosaur plays, of course, "Let Me Call You Sweetheart", the reindeer plays "Rudolph the Red Nosed Reindeer", the clown plays "Send in the Clowns", and the rabbit plays "Here Comes Peter Cottontail".

You will find these projects quite easy to make. All patterns are drawn FULL SIZE and you don't have to be an artist to paint them. Plastic eyes which are included in the hardware kit make the face detail very easy. And don't worry about where to get the paint. The paint colors I used are listed underneath the plan. Order a two oz. bottle of each color for only \$1.99 per bottle.

You will also want to pick up a Hardware Parts Kit for each project you make. These kits have the music box (battery included), eyes, nose, or ribbon bows where required, as well as the fasteners, a push peg, and a sawtooth hanger. Projects require some 3/4" pine which is not included in the hardware kit. Order the plan, hardware kit, and paint today!

MUSICAL ANIMALS PLANS

Suggested paints available in 2 oz. bottles @ \$1.99/EA

- #W328 Musical Teddy Plan \$2.75/EA
#72435 Burnt Sienna, #72453 Wicker, #72300 Painted Desert, and #72470 Pure Red
- #W327 Musical Dinosaur Plan \$2.75/EA
#72474 True Green
- #W287 Musical Rudolph Plan \$2.75/EA
#72434 Mustard Seed, #72429 Antique White, or dark stain as shown
- #W330 Musical Clown Plan \$2.75/EA
#72477 Real Black, #72476 Real White, #72471 Pure Yellow, #72470 Pure Red, #72408 Sweet Chocolate, and #72474 True Green
- #W320 Musical Rabbit Plan \$2.75/EA
#72476 Real White and #72300 Painted Desert

Musical Animal Hardware Parts Kits

- #8495 Musical Teddy Hdw. Kit \$4.19/EA
- #8494 Musical Dinosaur Hdw. Kit \$3.19/EA
- #7906 Musical Rudolph Hdw. Kit \$4.79/EA
- #8525 Musical Clown Hdw. Kit \$3.19/EA
- #8390 Musical Rabbit Hdw. Kit \$3.79/EA



ORDER
TOLL FREE

1-800-441-9870 Ext. W12

CREDIT
CARDS
WELCOME



WHAT'S A DOOR HARP?

Mounted on the inside of your door, a door harp welcomes your guests with a beautiful random musical tune each time the door is opened.

DOOR HARPS----MUSIC TO YOUR EARS

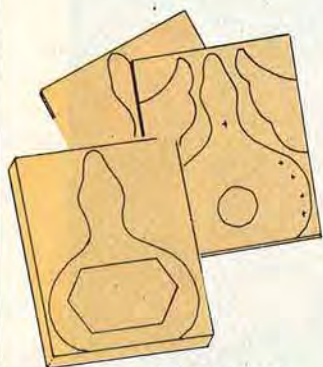
Door Harps have a sound chamber much like a guitar only much more simplified. Music wire is stretched between tuning pins and wood balls are suspended on strings. Any movement causes the wood balls to dance on the music wire resulting in a very pleasant sound.

Check out the photo of our cute animal door harps on the opposite page. All the animal shapes have been extremely popular with both kids and adults. I built a raccoon for my aunt's lake cabin and suddenly all her neighbors wanted one too!

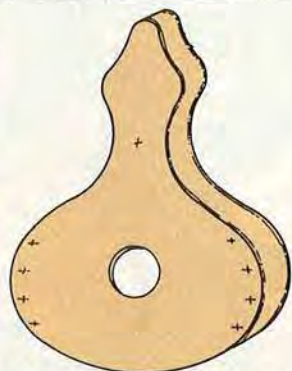
Even if you've never built a "string instrument" before, you should be pleasantly surprised at how easy door harps are to build. Follow the 8 steps illustrated below:

1. The sound chamber is simply a piece of 3/4" pine sandwiched between 2 pieces of 1/8" plywood. Our kits include the necessary plywood because not all lumber yards carry it. You will, of course, find 3/4" stock readily available so it is **not** included in the kit. (This helps keep the cost down.)
 2. After cutting the sound chamber in the 3/4" stock, glue on the two pieces of thin plywood, and after the glue dries cut the body to the final shape.
 3. Edges can be sanded by hand or you can use a drill press with a sanding drum attachment.
 4. Holes for the tuning pins are drilled with a 3/16" bit.
 5. Paint the parts. Door harps are not difficult to paint—we even suggest which paint colors to get (order from opposite page).
 6. Screw tuning pins into the holes, thread music wire through pin and tighten.
 7. To attach clapper balls, drill a 1/16" hole in the ball, place end of string in hole and secure with a toothpick dipped in glue. Break off the excess toothpick. Align the balls so that each one hits a different string.
 8. Eyes, feet and other accessories are glued in place at this time.
- Of course these steps are explained in greater detail in our project plans available at right.

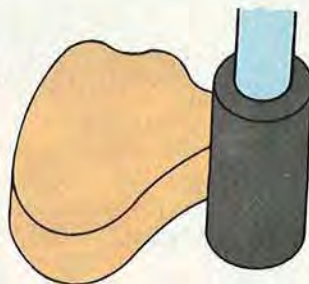
By the way, I think you will find that our plans are the best available anywhere! All professionally drawn. You get FULL SIZE drawings which are easy to transfer directly to your stock. Each plan includes detailed step-by-step instructions. Our hardware kits contain the hard-to-get parts including the special high resonance plywood, tuning pins, music wire, clapper balls, as well as parts unique to each project such as animal eyes. Kits do **NOT** include the plan, paint, string, or miscellaneous 3/4" stock. Make one of these cheerful door harps for your home. **Order the plan, the hardware kit, and one of each paint color specified.**



1. TRANSFER THE PATTERNS



2. CUT THE HARP BODY TO FINAL SHAPE



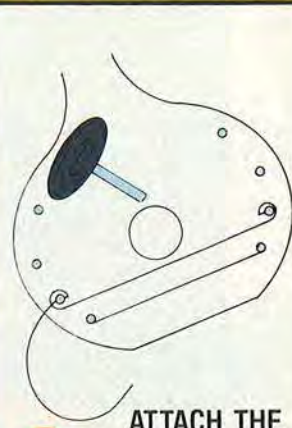
3. DRUM-SAND THE EDGES SMOOTH



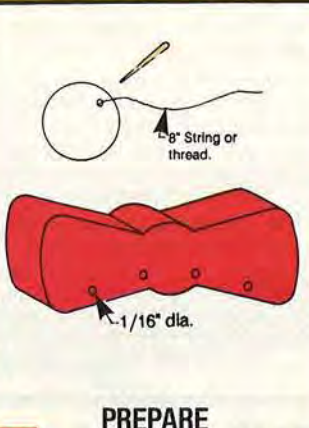
4. DRILL HOLES FOR THE TUNING PINS



5. PAINT ALL THE PARTS



6. ATTACH THE TUNING PINS AND WIRE



7. PREPARE CLAPPER BALLS & CLAPPER BOARD



8. GLUE ON FEATURES

DOOR HARP PLANS & HARDWARE KITS



#W263



#W264



#W265



#W266



#W267



#W310



#W316



#W373




#W251



#W404



#W306



#W312

DOOR HARP PLANS

All project plans are drawn FULL SIZE on large blueprint sheets. Recommended paint colors are listed below each plan. Order these paints for \$1.99/EA 2 oz. bottle. Order Hardware Parts Kits below right.

- #W263 Raccoon Door Harp Plan \$3.99/EA
- #72435 Burnt Sienna, #72453 Wicker, #72447 Soft Black
- #W264 Panda Door Harp Plan \$3.99/EA
- #72447 Soft Black, #72428 Off White, #72449 JoSonja Red
- #W265 Owl Door Harp Plan \$3.99/EA
- #72435 Burnt Sienna, #72453 Wicker
- #W266 Frog Door Harp Plan \$3.99/EA
- #72410 Mellow Yellow, #72577 Holiday Green, #72447 Soft Black
- #W267 Hog Door Harp Plan \$3.99/EA
- #72582 Flesh, #72409 Pink Blossom, #72447 Soft Black
- #W310 Hen Door Harp Plan \$3.99/EA
- #72561 Soft White, #72453 Wicker, #72432 Sunkiss Yellow, and #72449 JoSonja Red
- #W316 Barn "Kicker" Door Harp Plan \$3.99/EA
- #72412 Blue, #72476 White, #72447 Black, #72474 Green, and #72424 Red
- #W373 Small Bessy Door Harp Plan \$3.99/EA
- #72476 Real White, #72477 Real Black, #72409 Pink Blossom
- #W251 Goose Door Harp Plan \$3.99/EA
- #150 Soft White, spray \$3.29/EA, #72318 Dijon Gold, #72449 JoSonja Red

- #W404 Tiger Tomcat Door Harp Plan \$3.99/EA
 - #72502 Iced Tea, and #72477 Real Black
 - #W306 Federalist Eagle Door Harp Plan \$3.99/EA
 - #72472 Blue, #72470 Red, #72476 White, #72447 Black, #72471 Yellow, and #72406 Dk. Brown
 - #W312 Big Apple Door Harp Plan \$3.99/EA
 - #72577 Hol. Green, #72449 JoSonja Red, #72476 Real White, and #72422 Brick
 - Any five or more Door Harp Plans \$3.50/EA
- | DOOR HARP HARDWARE PARTS KITS | 1-4 Kits | 5 or more Kits
(mix or match) |
|---|-----------|----------------------------------|
| See description on opposite page. | | |
| #7765 Raccoon Door Harp Hdw. Kit | \$6.50/EA | \$5.85/EA |
| #7770 Panda Door Harp Hdw. Kit | \$6.50/EA | \$5.85/EA |
| #7767 Owl Door Harp Hdw. Kit | \$7.50/EA | \$6.75/EA |
| #7768 Frog Door Harp Hdw. Kit | \$6.50/EA | \$5.85/EA |
| #7769 Hog/Hen Door Harp Hdw. Kit | \$6.25/EA | \$5.65/EA |
| #8255 Barn "Kicker" Door Harp Hdw. Kit | \$8.39/EA | \$7.55/EA |
| #8850 Small Bessy Door Harp Hdw. Kit | \$7.50/EA | \$6.75/EA |
| #7640 Goose Door Harp Hdw. Kit | \$6.25/EA | \$5.65/EA |
| #8680 Tiger Tomcat Door Harp Hdw. Kit | \$7.95/EA | \$7.15/EA |
| #8227 Federalist Eagle Door Harp Hdw. Kit | \$7.00/EA | \$6.30/EA |
| #8252 Big Apple Door Harp Kit | \$7.25/EA | \$6.55/EA |

ANOTHER AMERICAN LOVE AFFAIR

Wood yard ornaments. You've seen them around for decades but it seems like no one paid much attention to them until recently. Now, in front yards and back yards across America people are displaying cows, pigs, and even the rear views of people bending over! Why the sudden interest? It's the latest American fad!

Personalize your lawn by making your own yard ornaments. Most designs are available in two sizes to fit your lawn or garden.

You'll start by transferring the blueprint design to a sheet of plywood. Use either carbon paper or our special pattern transfer kit (which is even faster and easier than carbon paper): The pattern transfer kit contains a tool with a perforated wheel. You simply roll the tool around the lines on your pattern sheet and the wheel punches a small hole in the pattern about every 1/16 inch. Finish by dusting with the powdered chalk provided in the kit. The image will be clearly marked on your plywood and your plan can be used over and over again.

All of our yard ornaments are easy to cut from standard exterior plywood. A sabre saw is all that's needed. After sawing, round over the edges of the plywood with a file, sandpaper or even a router with a 1/8" radius round-over bit.


Either latex or enamel paints may be used to paint the plywood. The patterns are designed to be easy to paint. You'll be getting complete painting instructions with your plan.

Order the plans, the transfer kit, and special mounting stakes directly from this insert.

YARD ORNAMENT PLANS



Coyote Plan



Yard Cows Plan



Mushroom Mamma Plan




Gloria Peterbuilt Plan



Cows (Back View) Plan

- #W335 Large Coyote Plan 40" high \$7.99/EA
- #W336 Small Coyote Plan 20" high \$3.99/EA
- #W235 Yard Cows Plan 40" high \$11.99/EA
- #W407 Large Mushroom Mamma Plan 40" high \$7.99/EA
- #W408 Small Mushroom Mamma Plan 20" high \$3.99/EA
- #W405 Large Gloria Peterbuilt Plan 40" high ... \$7.99/EA
- #W406 Small Gloria Peterbuilt Plan 20" high ... \$3.99/EA
- #W347 Large Backview Cows Plan 40" high ... \$7.99/EA
- #W348 Small Backview Cows Plan 20" high ... \$3.99/EA

DECORATE YOUR YARD



DECORATE YOUR YARD

Designed to be easy-to-cut from 1/2" exterior plywood and easy-to-paint. Our FULL SIZE blueprints are available in a small or a large size. See below for mounting stakes kit.

A. Laughing Twin Cows Plan

You get one cow body with two different head positions—one laughing and one chewing.

#W392 Small Laughing Twin Cow Plan - 20" high \$3.99/EA
 #W393 Large Laughing Twin Cow Plan - 40" high \$7.99/EA

B. Priscilla Pigmalia Plan

#W394 Priscilla Pigmalia Plan - 34" long \$3.99/EA
 #W395 Priscilla Pigmalia Plan - 62" long \$7.99/EA

C. Bloomin' Beulah Plan

#W396 Bloomin' Beulah Plan - 20" high \$3.99/EA
 #W397 Bloomin' Beulah Plan - 40" high \$7.99/EA

D. Mad Max Plan

#W398 Mad Max Plan - 20" high \$3.99/EA
 #W399 Mad Max Plan - 40" high \$7.99/EA

E. Bakin' Billy Plan

#W400 Bakin' Billy Plan - 20" high \$3.99/EA
 #W401 Bakin' Billy Plan - 40" high \$7.99/EA

F. Scarecrow Sam Plan

#W402 Scarecrow Sam Plan - 26" high \$3.99/EA
 #W403 Scarecrow Sam Plan - 52" high \$7.99/EA

#7347 Carbon Paper - large 17" x 22" size \$.40/Sheet
 \$2.95/10 Sheets

COPY CAT PATTERN TRANSFER KIT

This is the slickest, fastest, easiest and least messy way to transfer project plans to your stock! Kit contains a tool with a perforated wheel and a special pouch with powdered chalk. You simply follow the lines on your pattern and the special tool punches small holes in the pattern about every 1/16". Finish by dusting with the special powdered chalk. Once perforated, your pattern can be used over and over. Eliminates the need for carbon paper.

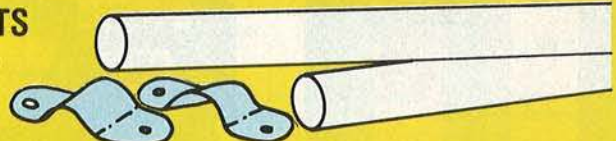
#8665 Copy Cat Transfer Kit \$17.95/EA



MOUNTING KITS

We've mounted quite a number of small and large yard ornaments across America. We found that simple 2" x 2" stakes work best for the larger yard ornaments; but for the small yard ornaments, the only way to go is to use fiberglass rods. Super tough white fiberglass rods will flex just a little, but won't break, rot, rust, chip or peel. Rods are 36" long.

#8675 Mounting Kit for Small Yard Ornaments 1-9 \$4.29/KIT
 10 or more \$3.99/KIT



A TASTE OF COUNTRY (WITHOUT THE SMELL)

Five years ago you probably wouldn't have thought **cows** would be the rage; but you might be interested to know that these cow plans are now among our most popular plans.

More than just another "pretty face", cows represent one of those rare fads that seem to be able to happen only in America. Everyone seems to be falling in love with cows!

You'll find them a snap to make in your shop. All plans use only common sizes of lumber or plywood. And you'll find that each cow project does something **useful**. Well, all except for maybe "Long Tall Bessy"—but she's so silly it's enough to just let her stand around looking cute. The other Bessies either fly, serve as a door stop, a planter, a door bell, a mug rack, a music box, or a tissue box holder.

All this and a pretty face too! An easy-to-make face that you don't have to be an artist to paint. You start by painting the entire project white, then paint some black spots wherever you feel like, and finally paint a pink nose. The plastic eyes and nostrils eliminate the need for any detailed painting. You simply drill a 1/4" hole

and press the eyes and nostrils in place. It's so easy!

In addition to the plans, you can order the special hardware kits below. Order #72476 Real White, #72477 Real Black and #72409 Pink Blossom paints for all cow projects. (2 oz. bottle \$1.99/ea.). Get moo-ving—order plans and supplies NOW!

Big Bessy Hardware Kit

This Hardware Kit is used for all the Big Bessy projects and eliminates the need for painting difficult facial features. It includes 2 plastic eyes, 2 plastic nostrils, 1 cow bell, and 4 udder pegs. The wood and paint are not included.

#8617 Big Bessy Hardware Kit \$2.79/EA
10 or more \$2.49/EA



CORN COB PIPE

#8671 Corn Cob Pipe 3 1/2" \$1.19/EA
6" STRAW HAT
#8670 6" Straw Hat \$1.19/EA
12 or more \$.99/EA



Musical Bessy Hardware Kit

You get the plastic eyes, nostrils, cow bell, music box, hinge, turnbuttons, sawtooth hanger, and miscellaneous fasteners. Plan, wood, and paint are not included in the kit.

#8622 Musical Bessy Hardware Kit . . . \$3.95/EA
10 or more \$3.55/EA



Flying Bessy Hardware

Enough hardware to build 3 Flying Bessy projects. You get a roll of nylon string, 22 split shot sinkers, 3 wood dowels, 3 jump rings, and 6 jiggle eyes. Wood, paint and plans are **NOT** included in this hardware parts kit.

#8618 Pull String Flyer Hdw. Kit \$2.99/EA



SMALL BESSY HARDWARE KIT

This hardware kit is used for all the Small Bessy projects. You get 2 eyes, 2 nostrils and 1 cow bell. Plans, wood and paint not included in the kit.

#8621 Small Bessy Hardware Kit \$1.39/EA
10 or more \$1.29/EA



GROCERY LIST PROJECT PLAN

Low on Chicken Noodle Soup? If you're like most of us, you'll forget to pick some up if you don't make a list! This helpful grocery list holder will provide a convenient place to write it down.

A practical project you can make for use in your home or to give as a gift. You'll get complete instructions and FULL SIZE blueprints for every project shown below. The grocery list pads (available separately below) come in an economical pad of 500 sheets. Simply tear off about 50 sheets for each project. Quick enough so even really busy people can make them (one or two hours should be enough—pick a night when TV is lousy). Grocery list pads and brass plated carriage bolts are available below. (Also, for cow order Small Bessy hardware kit above, and for pig order eyes below.)

#W500 Grocery List Project Plan \$3.99/EA



4 Plans in One Plan



Eagle available at right

GROCERY LIST PADS (500 Sheets/Pad)

#14P Buff Country Grocery List Pad \$7.99/EA
#7430 Peach Country Grocery List Pad . . . \$7.99/EA
#8228 White Country Grocery List Pad . . . \$7.99/EA

BRASS PLATED CARRIAGE BOLTS

Decorative brass wing nuts and bolts are the best way to hold grocery list pad in place. Order one set of 2 for each grocery list project.

#CB Carriage Bolts \$.52/SET of 2
. \$4.56/10 SETS of 2
. \$20.50/50 SETS of 2



BRASS EAGLES

#878 Brass Eagle 2-1/8" wing span . . \$2.75/10





PIG EYES

#88010 10mm 3/8" Jiggle Eyes . . . \$1.70/144



COWS



A. Long Tall Bessy Plan

Everyone who sees this long tall lady falls in love. She stands 40" tall and is made from a length of "2 x 4" and some 3/4" stock. Big Bessy Hardware Kit, straw hat and optional corn cob pipe available on opposite page.

#W343 Long Tall Bessy Plan \$3.99/EA

B. Flying Bessy Plan

This flying cow is a one-of-a-kind specimen. Balanced just right so when you pull the string she continues to flap her wings several times in a slow, graceful motion. Can be cut from 1/4" plywood. Nylon string, split shot sinkers, key ring and eyes available on opposite page.

#W362 Pull String Cow Plan \$3.99/EA

C. Planter Box Bessy Plan

It's a planter or a magazine rack! This Big Bessy stands 25" tall. The body is made from 1/2" plywood. Some 3/4" stock is required for the head. Order Big Bessy Hardware Kit on opposite page.

#W345 Planter Box Bessy Plan \$6.99/EA

D. Door Stop Bessy Plan

This Bessy stands 20" tall and makes a great door stop. Very easy to make from 3/4" pine. Order Small Bessy Hardware kit on opposite page.

#W409 Door Stop Bessy Plan \$3.99/EA

E. Door Ringer/Mug Rack Bessy Plan

Door Ringer Bessy mounts on your front door. Tie a cord to Bessy's genuine cow bell and your guests can announce their arrival. Mug Rack Bessy mounts in your kitchen. Order Big Bessy Hardware Kit from opposite page.

#W344 Door Ringer and Mug Rack Bessy Plan \$3.99/EA

F. Musical Bessy Plan

Push this Holstein's head and you set off an electronic music box which plays "Old MacDonald." Very easy to make from 3/4" stock and 1/8" plywood. Musical Bessy Hardware Kit available on opposite page.

#W410 Musical Bessy Plan \$2.75/EA

G. Tissue Box Bessy Plan

This small Bessy holds a box of tissues. A snap to make from 3/8" plywood. Finished project stands 12-1/2" tall. Order Small Bessy Hardware Kit on opposite page.

#W411 Tissue Box Bessy Plan \$3.99/EA





BUILD A BETTER BIRDHOUSE AND THE BIRDS WILL BEAT A PATH TO YOUR DOOR.




So beautiful, so breathtaking—after you finish making your first house, you're sure to get many compliments.

Birds may not care much about a classy-looking house, but they do need a place to build a nest and raise their young. As humans continue to cut down more trees and pave more parking lots, birds need help. This summer I had a Robin's nest over each of my porch lights, a Barn Swallow nest over my back door, and to top it all off, a Sparrow built her nest inside my canoe! Now you can help the birds in your neighborhood by giving them a proper place to call home.

I think you'll agree that our birdhouses look sensational! Part of the secret is in the decorative windows and doors. The doors don't open and the windows aren't designed to let light in, but they do add a perfect finishing touch. And they're easy to install—you simply nail them in place.

Classic Birdhouses: EXECUTIVE HOMES FOR THE BIRDS



Some houses (see B, C and D) even have clapboard siding. One bundle of siding covers over 5 sq. ft.—more than enough to cover any of the birdhouses shown which use siding. Miniature shingles also help to lend that realistic look. Either asphalt shingles or hand split cedar shakes are available. One package of the hex design asphalt shingles covers 3 square feet of roof. Asphalt shingles are quite easy to staple or nail in place. One package will cover any house shown. Or you might prefer our real hand split cedar shakes which can be glued in place with hot melt or other waterproof glue. A package of 1000 cedar shakes covers approximately 4 square feet of roof.

You can search the entire country, but I don't think you'll find better birdhouse plans. You'll be getting large easy-to-follow, professionally drawn blueprint sheets. Everything is drawn FULL SIZE. Plans even include a chart showing various hole diameters needed to attract the species of bird you want.

Order today—you'll want to get them built and up in time for spring nesting. Order the plans, windows, doors, siding and shingles now so you can begin making your masterpiece.

PLANS FOR BIRDHOUSES AND A BIRDFEEDER

- A. #W333 Colonial Martin House (8 unit) Plan \$8.99/EA
 - B. #W332 Wing-Chester Cathedral Plan \$8.99/EA
 - C. #W329 Wren Row-House Plan \$8.99/EA
 - D. #W331 Sleepy Hollow Schoolhouse Plan \$8.99/EA
 - E. #W334 Tylorville Tudor Apartments Plan \$8.99/EA
- BIRDFEEDER PLAN**
- F. #W369 Red Eye Feed & Seed Plan \$8.99/EA
- SAVE**
- Mix or match 3 or more plans above \$6.99/EA

BIRDHOUSE HARDWARE PARTS

- WINDOWS & DOORS**
-
- #8607 Birdhouse Window 1-1/2" x 3-1/2"
 - 1-9 \$1.29/EA
 - 10-49 \$1.09/EA
 - 50 or more \$.89/EA
 - #8606 Birdhouse Door 2" x 4-1/2"
 - 1-5 \$1.99/EA
 - 6-19 \$1.69/EA
 - 20 or more \$1.49/EA
 - #388 Mounting Pins for Windows & Doors \$1.25/100

CEDAR SHAKES

- #7688 Cedar Shakes Pkg. of 200 \$3.95/PKG
- #7687 Cedar Shakes Pkg. of 1000 \$15.95/PKG

ASPHALT BIRDHOUSE SHINGLES

- #8673 Black Asphalt Shingles (3 sq. ft.) \$11.95/ROLL

CLAPBOARD SIDING

- #8694 21 linear feet (5.2 sq. ft.) Clapboard Siding \$12.39/BUNDLE
- #8695 42 linear feet (10.4 sq. ft.) Clapboard Siding \$22.26/BUNDLE

For this report we took a top-to-bottom look at 16 machines in the \$280-\$1,850 price range—so much equipment that the *WOOD*® magazine testing area overflowed with machinery. We concentrated our efforts on 10" tablesaws—the heart of the home woodworking market.

Contractor's style (\$345-\$980)

A few years after Delta introduced its contractor's saw in 1970, Taiwanese manufacturers began busily churning out copies of this successful model. Nowadays, companies as varied as Sears, Grizzly, and Powermatic sell similar machines.

The illustration at *right* of the Delta contractor's saw reveals heavier motor, blade, tilt, and elevation supports, than those found on direct-drive machines. The motor hangs out the rear of the saw for easy removal, making the machine suitable for on-the-go and home workshop use. A belt softens the vibration of the motor and absorbs some sawing stress.

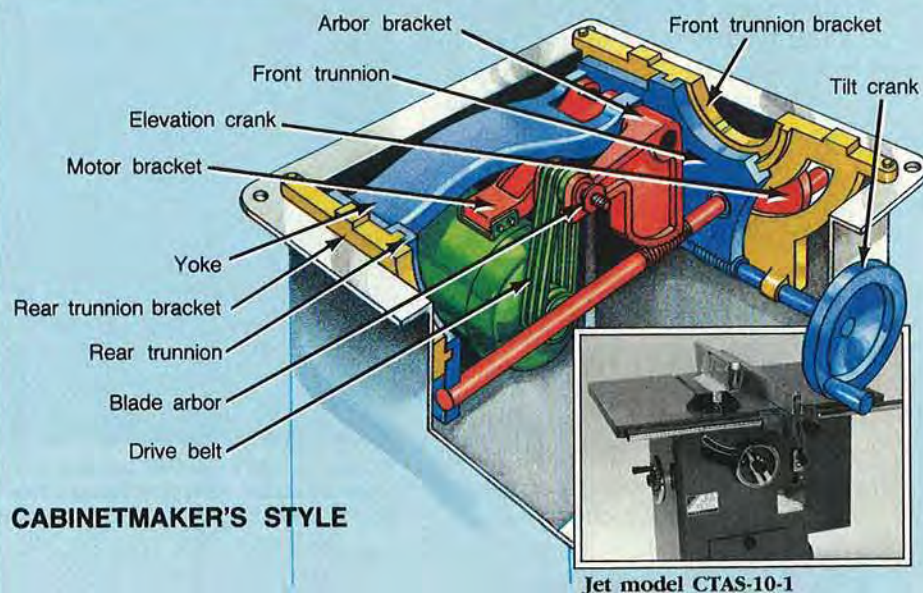
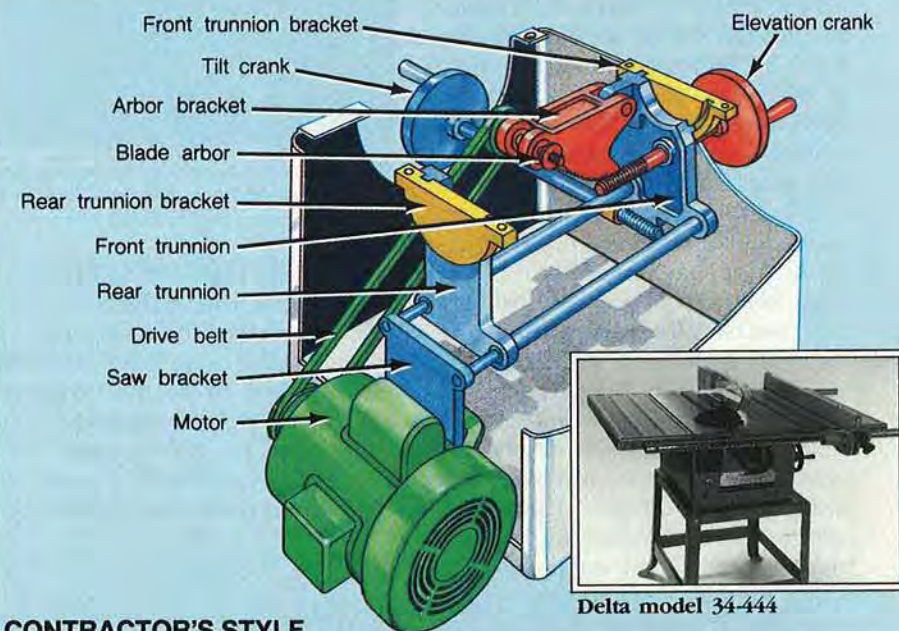
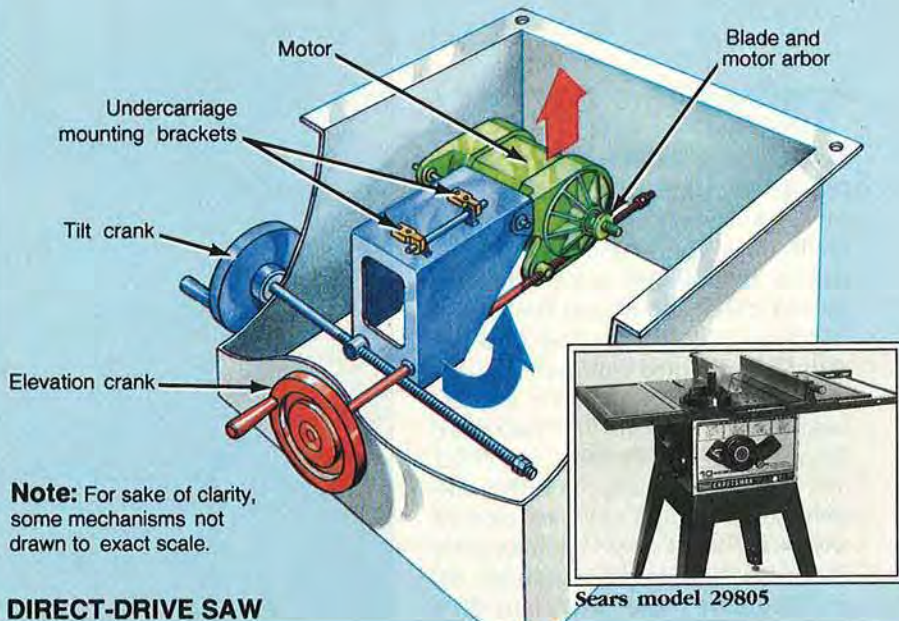
Cabinetmaker's style (\$850-\$1,850)

Weighing in at around 450 pounds, these heavyweight contenders have massive cast-iron tilt and elevation controls as typified by the inner workings of the Jet CTAS-10-1 shown at *right*. All that weight translates to stout positioning of the blade at any height or angle, excellent vibration absorption, and longer machine life.

Unlike the other two types of saws, the machine's cabinet (rather than its tabletop) supports the undercarriage assembly, allowing you to easily remove the table for transport. To align the miter-gauge slot parallel with the blade, you simply loosen four corner bolts and adjust the table accordingly.

Remember that most of these saws require 220 voltage—a consideration if you don't already have this service in place. However, Delta's 1½ hp version of the Unisaw operates on either 110 or 220 volts.

Continued



TABLESAWS

LOOK FOR WELL-MACHINED PARTS INSIDE AND OUT

Just as you would check the alignment of a car's hood, doors, and fenders before buying, you likewise should check the fit and finish of a table saw. For starters, the tabletop should be milled smooth and its underside shouldn't have casting sand hidden beneath the paint. We found some casting sand under all the tabletops we inspected, but the General 350-1 had the least sand of any of the saws. Signs such as poor fit, finish, and inferior castings often indicate poor workmanship throughout the saw.

To check the machine's inner mechanisms for fit, set the blade for a 20°–30° bevel cut, then take hold of the arbor and motor assembly and shake it. If this assembly moves, you can bet the tilt or elevation gears have some play in them. This condition can result in poor-quality cuts because of blade movement. Also, any movement in the gears will prevent you from obtaining consistently accurate cutting angles and blade depths.

Slop in other undercarriage parts could cause this kind of movement, too. For example, we detected a gap between the motor bracket and yoke of the Jet CTAS-10-1 as shown *above right*. The spring washer placed there didn't come close to filling the gap. On the other hand, a look at the same mechanism on a similar Delta Unisaw revealed tight-fitting parts (also in photo *above*). Additionally, the Unisaw had an extra washer to snugly fill the gap.

You can quickly solve the problem we found on the Jet saw. And, since Taiwanese-made machines often cost hundreds of dollars less than North American-made table saws, such adjustments might pay off if you're mechanically inclined. For example, *WOOD* magazine's tool consultant, George Granseth, discovered the same gap on his Grizzly G1023. He quickly fixed it by placing two thin, U-shaped aluminum shims in the gap. Thousands of board feet later, George's saw still runs like a champ.



We discovered a tight yoke/motor bracket assembly (*left*) on the Delta 34-763. The similar assembly on the Jet CTAS-10-1 had a gap as shown at *right*.

MOTORS: THE MUSCLE IN THESE MACHINES


The last thing you want while ripping a board is to have the blade slow down or stall altogether. That's why we recommend a motor of at least 1½ horsepower. You'll also be better off with a totally enclosed, fan-cooled motor that pre-

vents dust from being drawn into the motor.

If you use a table saw so much that you will some day wear out its motor, take a look at the saw's motor-mounting system. You'll want a saw with universal mounting brackets that will accept most replacement motors—not just the



Thanks to the universal bracket shown at *right* on the General 350-1, you can replace its motor with any motor. That's not that case with the welded-flange bracket on the Delta 34-763, *above*, that accepts only Delta motors.



Inca's tilting-table table saw: precision at a healthy price.

A SAW WITH A DIFFERENT SLANT ON THINGS

Before the advent of tilting arbor table saws during the late 1930s, most saws consisted of a fixed blade around which a table tilted for bevel cuts. Today, the Swiss-made Inca model 250 continues the tilting-table tradition in a precision-made, compact saw that fits the needs of craftsmen who work with smaller pieces of solid stock.

We found the machine to be accurate and we appreciate the unobtrusive manners of its swing-arm blade guard. Unlike a splitter-guard, the swing-arm variety doesn't block your line of sight and moves out of your way with ease.

However, we found bevel-ripping large sheet goods a cumbersome task. And, the machine isn't cheap: Outfitted with a motor, stand, horizontal borer, and other options as shown at *left*, the Inca sells for more than \$1,800.

saw manufacturer's motor. For example, the General 350-1 universal bracket shown *below* accepts most motors. However, the bracket on the Delta 34-763 shown *below left*, accepts only Delta motors. The problem? A Delta motor can cost nearly twice as much as a motor from another manufacturer.




TABLE TALK: MORE POINTS TO CONSIDER

Dust control: It's no easy matter to place a dust collection system on a table saw because of its tilting/elevating arbor. Nevertheless, two manufacturers have succeeded in this regard: both the Kity 100618 and the Powermatic 63 have dust shrouds. By surrounding the blade, these shrouds funnel sawdust and chips into a dust-collection port.

Extension tables: Although cast-iron extensions weigh more, you'll appreciate their sturdiness over the flex found in formed-steel extensions. Among cast-iron wings, the good looks of solid extensions goes more than skin deep: They can't hurt your fingertips as the grate-type can (see photo *below*).

Continued



When adjusting the fence for various ripping widths, you can pinch your fingers in grate-type extensions. Ouch, that hurts!

TABLESAWS

Sliding tables: It used to be that you could only have a sliding table if it came standard on your saw, and only two affordable models offered you that choice: the Kity 100618 or the Makita 2711 shown

at right. Now, both Kity and Robland (a Belgian manufacturer of combination machines) make sliding tables that will adapt to most tablesaws. After using the Kity sliding table in the *WOOD* magazine

shop, we're mighty excited about these new developments. Why? These accessories greatly increase your control on miter cuts, especially on large pieces of stock such as sheet goods.

RIPPIN' GOOD SPECS FOR 10" TABLESAWS

MANUFACTURER/IMPORTER	MODEL	STYLE ¹	CUTTING DEPTH (INCHES)		FENCE				TABLE				MOTOR				COUNTRY OF ORIGIN	WEIGHT (POUNDS)	LIST PRICE ⁹	SELLING PRICE ⁹	
			BLADE AT 90°	BLADE AT 45°	RIP CAPACITY (INCHES)	FENCE MATL. ²	RAIL MATL. ²	MAX. DADO WIDTH (IN)	MATERIAL ³	EXTENSION MATERIAL, TYPE ⁴	SIZE (INCHES)	SIZE WITH EXTENSIONS (INCHES)	CONTROL SWITCH ⁵	TYPE ⁶	AMPS	VOLTS					CONT. HP
AMT	4570#	CON	3½	2½-R	23	EA	TS	1½	CI	CI, G	20½ x 27	40½ x 27	MAN	TEFC	18/9	115/230	1½	T	231	N/A	445
Delta	34-740	DIR	27/16	11½-R	25	S	TS	1½	CI	FS	20½ x 22¼	38¼ x 22¼	MAN	ODP	10	115	1	T	152	519	430
	34-444	CON	3½	2½-R	25	S	TS	1½	CI	FS	20 x 27	40 x 27	MAN	TEFC	20/10	115/230	1½	US	260	844	650
	34-429	CON/CAB	3½	2½-R	25	EA	TS	1½	CI	CI, S	20 x 27	36 x 27	MAN	TEFC	20/10	115/230	1½	US	322	1479	1200
	34-763*	CAB	3½	2½-R	25	EA	TS	1½	CI	CI, S	20 x 27	36 x 27	24V MAG	TEFC	17	230	3	US	464	1875	1660
Foley-Belsaw	490**	CON	3½	2½-L	25	S	FS	1½	CI	CI, S	18 x 27	40 x 27	MAN	ODP	16	115	1¼	US	335	N/A	899
General	350-1***	CAB	3½	2½-R	25	S	TS	1½	CI	CI, S	20 x 28	36 x 28	MAG	TEFC	14	230	3	C	475	N/A	1380
Grizzly	G1023	CAB	3½	2¼-R	26	S/L	TS	¾	CI	CI, S	20 x 27	36 x 27	MAG	TEFC	18	230	3	T	420	N/A	850
Inca	250	TT	3½	2½-R	23¼	EA	EA	1½	AA	AA, S	16½ x 20½	4 x 20½	MAN	TEFC	16/8	115/230	-	S	150	N/A	1365
Jet	CTAS-10-1	CAB	3	2½-R	26	EA	TS	1½	CI	CI, S	20 x 27	36 x 27	24V	TEFC	17	230	3	T	465	1682	1300
Kity	100618	-	3¼	2¼-R	29	EA	EA	½	AA	FS, S	20½ x 26¾	36 x 26¾	MAG	TEFC	10	230	2	F	146	1495	1495
Lobo	TS1010	CAB	3½	2½-R	30	EA	EA	1½	CL	CI, S	20¼ x 27	36¼ x 27	MAG	TEFC	18	230	3	T	375	1449	1155
Makita	2711	DIR	3¾	2½-R	24½	S	TS	1½	CA	L, S	15½ x 23½	N/A	MAN	U	12	115	-	J	72	800	500
Powermatic	63	CON	3½	2½-R	26	EA	TS	1½	CI	CI, G	20 x 27	40½ x 27	MAN	TEFC	18/9	230	1½	T	300	N/A	650
	66****	CAB	3½	2½-L	53	S/L	TS	1½	CI	CI, S	21½ x 28	38 x 28	MAG	TEFC	15	230	3	US	450	2040	1850
Sears	29805	DIR	2½	2½-L	24	S	AI	1½	CA	FS	17 x 20	37 x 20	MAN	ODP	12	115	1	US	126	N/A	280
	29884	CON	3¾	2¼-L	24	S	AI	1½	CI	CI, G	20 x 27	44 x 27	MAN	ODP	13/6.5	115/230	1½	US	248	N/A	500

Similar saws sold by Grizzly, Jet, and Total Shop.
* 3 HP model listed; 1½ HP available.
** 1¾ HP model listed; 2 HP available.
*** 3 HP model listed; 2 HP available.
**** 3 HP model listed; 2 and 5 HP available.

1. (TT) Tilting Table; (CAB) Cabinetmaker's style; (CON) Contractor's style; (DIR) Direct-drive; (-) See page 56 for information on Kity.
2. (L) Left-tilt blade; (R) Right-tilt blade.
3. (AI) Angle iron; (EA) Extruded aluminum; (FS) Formed steel; (S) Steel; (S/L) Steel with laminate cover; (TS) Tubular steel.

4. (AA) Anodized aluminum; (CI) Cast iron; (FS) Formed steel. Extension types: (G) Grate; (S) Solid.
5. (MAN) manual; (MAG) Magnetic; (24V) 24-volt remote switch.
6. (TEFC) Totally enclosed, fan-cooled; (ODP) Open, drip-proof; (U) Universal.

7. (C) Canada; (F) France; (J) Japan; (S) Switzerland; (T) Taiwan; (US) United States.
8. (N/A) Not available.
9. Selling price is an estimate based on catalogs and dealer inquiries at time article was produced.

MANUFACTURERS LISTING:

American Machine & Tool Co. (AMT)
215/948-0400

Delta International Machinery Corp.
Outside Pa.: 800-438-2486
Pa. residents: 800-438-2487

Foley-Belsaw
Outside Mo.: 800-468-4449
Mo. residents: 800-892-8789

General Mfg. Co. Ltd.
819/472-1161
We ordered our tablesaw from Sisco Supply in South Burlington, Vt.: 802/863-9036

Grizzly Imports
East of Mississippi River: 717/326-3906
West of Mississippi River: 206/647-0801

Inca
(Available from Garrett Wade)
212/808-1155

Jet Equipment & Tools
Outside Wash.: 800-426-8402
Wash. residents: 206/572-5000

Kity
(Available from Farris Machinery)
800-872-5489

Laguna Tools (Robland accessories)
800-234-1976

Lobo Power Tools
818/350-1096

Makita USA Inc.
714/522-8088

Powermatic
Outside Tenn.: 800-248-0144
Tenn. residents: 615/473-5551

Sears, Roebuck & Co.
Contact your nearest store.

Farris Machinery, the sole U.S. importer of French-made Kity equipment, sells the Kity sliding table for \$495. The slightly beefier Robland unit, available through Laguna Tools, sells for \$695. Our advice: Before making a purchase, ask the importer about the adaptability of their sliding table to your table-saw (see the manufacturers listing on the opposite page for toll-free phone numbers).

Fences: Only three of the table-saws we tested—the Powermatic 66 and 63, and the Foley-Belsaw 490—have fences that set quickly and accurately. Powermatic ships a Biesemeyer aftermarket rip fence and extension table with each model 66 table-saw. The Biesemeyer fence gives you 50" of ripping capacity. The Powermatic 63 has a smaller, lighter version of a Vega rip fence. Foley-Belsaw designed its own fence (see photo at right) that's lighter-duty than a Biesemeyer or Vega, but works just as accurately.



Makita offers a miniaturized, but effective, sliding table on its model 2711.



The fence on the Foley-Belsaw 490 helps you make fast and accurate rip cuts.

Blade position at 45° and 90°:

If you prefer using an aftermarket rip fence, you'll want a table-saw whose ripping capacity doesn't change as the blade tilts. For example, we found that the Powermatic 66, General 350-1, and Delta 34-763 have identical rip widths at 45° and 90°. This precision means you can trust the fence's measurement reading at any angle. For all the other saws, you have to set the fence for accurate 90° cuts and measure the blade-to-fence distance for bevel cuts.

WE COULD SEE THESE SAWS IN OUR SHOP

Under \$700: Selling for about \$650, the Powermatic model 63 shown below packs extra features into a dependable Taiwanese-made machine. Several importers sell a similar saw at a lower price, including AMT, Grizzly, and Jet, but only Powermatic includes a dust-collection shroud and a precision Vega

rip fence as standard equipment. **Over \$700:** Among the cabinet-maker's saws, the Delta 34-763, General 350-1, and Powermatic 66 performed extremely well and would please most any woodworker. The Grizzly G1023 and Jet CTAS-10-1 were just a hair less precise, and a little rougher in fit and

finish, but if you can overlook these small faults, the lower price tags may be for you.

All in all, we give the General 350-1, below, top grades for its accuracy, finish, and solid construction. We went over this saw with a magnifying glass and couldn't find a flaw worth mentioning. ♣



For less than \$700, the Powermatic model 63 has several big-saw features including dust shroud and Vega rip fence.



In accuracy, finish, and quality of craftsmanship, the General led the army of table-saws we tested.

WHAT YOU SHOULD KNOW ABOUT

TOXIC

During the Middle Ages, English archers frequently developed a rash from their yew longbows. Some musicians of the 1930s broke out after playing woodwind instruments—called recorders—crafted of cocobolo. But, don't panic. According to a WOOD® magazine reader and poison expert, your chance of a toxic reaction to one or more domestic wood species is as infrequent as 1 in 100. And, to reduce those odds even more, he points to guilty wood, tells you what to expect, and advises you how to avoid problems.



Robert W. Woodcock, a poison information specialist at Philadelphia's Delaware Valley

Robert Woodcock

Regional Poison Control Center, handles dozens of emergencies daily. Enough have stemmed from wood that he decided to do some research. Robert, a hobby woodworker who builds musical instruments, then contacted us to share his discoveries.

"The average woodworker will never see some of the most toxic species," Robert advises. "But, those who work exotic woods, or collect their own, always run the risk." Here, then, unfolds the history of toxic wood that Robert uncovered, with some lessons in prevention.

TOXIC WOOD THROUGH THE AGES

For centuries, it's been fairly common knowledge that some woods, and things made from them, could hinder your health. As far back as 60 A.D., for instance, the Roman historian and naturalist Pliny the Elder described a case where four soldiers actually died after drinking wine from hip flasks made of yew.

Of lesser gravity was the experience of a few German sawyers in the early 1700s. It seems they developed chronic irritation of the nose and eyes, as well as headaches, from sawing bald cypress.

Historic reports such as these—combined with current medical knowledge concerning allergies and irritants—add up to incriminating evidence for several species.

WHAT ARE YOUR CHANCES OF A REACTION TO WOOD?

Statistics say that only two to five percent of all people develop an allergic sensitivity to one or more compounds found in wood. But, if you handle a lot of potentially toxic species, and work with them long enough, you increase your chances of an allergic reaction. And, with sufficient exposure (that varies individually),

Yew has a history of death and illness. In the first century A.D., a group of Roman soldiers died after drinking wine from flasks made of the wood.

some woods bother everyone.


What kind of a reaction can you expect? Your body will respond to toxic wood in one or more of the following ways:

- skin and eye irritations;
- respiratory problems;
- nausea, headache, general ill-feeling, liver or kidney malfunction;
- cancer of the nose and sinuses (*nasopharyngeal carcinoma*).

SOMETIMES, WOOD JUST STUFFS YOU UP

Any dust, including wood dust, mildly irritates the sensitive mucous membranes of your nose and eyes, making you sneeze and tear. The dust of some woods,

 Print this article



WOOD

From beech to wenge, there's a history of stock to suspect

such as western red cedar and rosewood, can be especially bothersome. Jim Boelling, *WOOD* magazine's project builder, recalls an uncomfortable instance of working rosewood: "The shop was hot, and the rosewood immediately made my nose stuffy and my eyes water—like being exposed to tear gas in Navy boot camp."

However, other woods can make you even more uncomfortable, with a rash that doctors classify as either *irritant dermatitis* or *allergic dermatitis*. Woods called *primary irritants* cause the first type. And, primary irritants provoke reactions in anyone, if you handle them long enough. The rash usually has a uniformly red, swollen area that may erupt in blisters. Typically, it first shows up on the webs of skin between your fingers, where

perspiration deposited the toxin from the wood dust and it contacts the skin. Satinwood and snakewood are two woods proven to be primary irritants (for others, see chart).

For you to get an aller-

gic-type rash, you first must be allergy-prone to one or more of the chemicals found in certain woods called *sensitizers*. And, it may take repeated contact for your body to develop a great enough allergy for it to react—the so-called "latency period" of as little as five days and up to 6–8 months. Because individuals have different immune systems and content of the sensitizing compound varies in each piece of wood, it's hard to say how much contact will spur a reaction. But, if you eventually do react, the rash will look like poison ivy—red with small, individual, itchy bumps. The rosewoods, particularly, can produce allergic reactions.

STOCK THAT TAKES YOUR BREATH AWAY

Following an earthquake in 1923, the Japanese rebuilt the small village of Beisugi with western red cedar. Not long after, nearly 40 percent of the villagers developed severe respiratory symptoms while in their homes—symptoms that cleared up when villagers went outdoors. Allergists now call the affliction "Beisugi asthma."

As with species that irritate the skin, wood that can cause respiratory problems falls into the two categories of primary irritants and sensitizers. With respiratory problems, though, primary irritants pose less of a threat. That's mainly due to your body's efficiency in preventing wood dust from entering the lungs in significant quantities, or eliminating it by coughing once it does enter. In fact, medical research has yet to pinpoint any species as a primary irritant causing respiratory reactions.

Although you may escape primary irritants, you have a far better chance of developing an allergic reaction to one or more of the many woods that act as respiratory sensi-

tizers. These include western red cedar of Beisugi fame, redwood, rosewood, mahogany, ebony, myrtle, birch, and others.

If even a small amount of dust from one of these sensitizers enters the lungs of an allergic individual, the air passage becomes irritated and swells, a condition frequently indistinguishable from asthma. The symptoms also can include anything from a mild cough and heaviness in the chest that resembles a minor cold, to severe wheezing and the inability to breathe. Symptoms of this condition go away when you're not exposed to the wood, but return when you come back to the shop to work.


Molds frequently trigger reactions, too. One that actually grows *in* wood happens to be extremely potent: *cryptostroma corticale*. This mold lives happily between the bark and sapwood of many hardwood trees, especially favoring maple and birch. It's responsible for the marbled spaling that woodturners prize, and for "maple bark stripper's disease," a condition with all the symptoms of severe respiratory allergy. Among hobby woodworkers, at least one death has been reported, that of a New Orleans' man in 1987.

There are two more molds that sometimes causes serious allergic reactions. *Aspergillus nigriscant* and *alternaria*, though, prefer moist, dark places, such as a sawdust pile in a basement corner.

PASS THE PEPTO, PLEASE, THE SPECIES DIDN'T AGREE

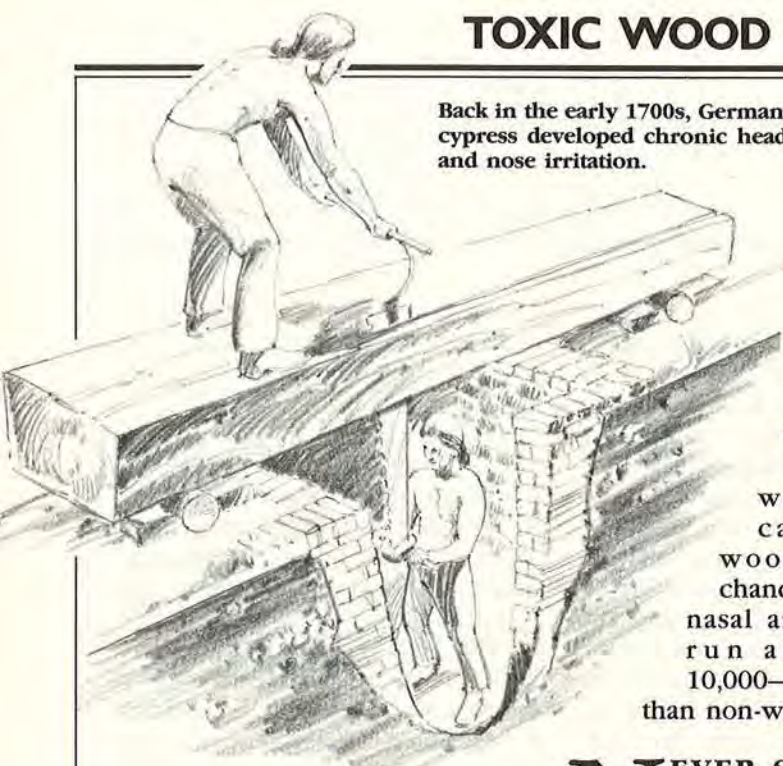
Many woods, among them birch, black locust, and padauk, contain compounds that, when ingested in sufficient quantities (including inhalation), prove capable of producing any one of several *systemic* reactions: nausea, vomiting,

Continued



TOXIC WOOD

Back in the early 1700s, German sawyers cutting bald cypress developed chronic headaches as well as eye and nose irritation.



woodworkers, the greatest concentration of the toxins is in the leaves, berries, and bark.

That leads us to wood dust, and cancer. Among woodworkers, the chances of developing nasal and sinus cancer run about five to 10,000—40 times greater than non-woodworkers.

NEVER SAY NO TO A DUST MASK

Although researchers haven't identified the cancer-causing compound—primarily because the disease has a latency period of from 30–50 years—some evidence points to dust from wood with high tannin content. Such species include chestnut, oak, redwood, western red cedar, and hemlock.

If you have worked wood for more than 25 years, *any* recurrent nasal discharge, bleeding, or sinus infection could signal this condition. Report it to a physician.


Editor's note: Frankly, I was never too concerned regarding toxic wood. Heck, I've made it through four decades without even catching poison ivy! But, about two weeks before I sat down to write this footnote, my arms carried an ugly rash. As far as my physician and I could determine, it came from cocobolo. One day I was preparing some cocobolo boards for "Wood Profile" photos. Later, the rash showed up. Nothing else in my routine had been out of the ordinary—except for the cocobolo. I guess I'm extremely sensitive. The rash gradually disappeared, along with any longing I might have had to one day work that beautiful wood.

—Peter J. Stephano, Features editor

headache, kidney failure, hallucinations, or cardiac problems. As a matter of fact, native Americans brewed the bark and sapwood of mimosa, a small tree in the black locust family, for a tea that induced relaxation and sleep.

Do you have an aspirin allergy? Then, be wary of willow and birch. Very sensitive individuals might only need casual exposure, such as a whiff of sawdust, to react, since both species possess significant concentrations of *salicylic acid*, the predecessor of aspirin. And from history, we know that two species, yew and oleander, contain enough of the toxins called *cardiac glycosides*, similar to the heart drug digitalis, to be extremely dangerous even in tiny amounts. Luckily for

Nearly half the residents of Beisugi, Japan had asthmatic reactions to the western red cedar used to rebuild their homes following an earthquake. Outside in fresh air, symptoms subsided.



TIPS TO TACKLE TOXICITY

Despite the evidence, most woodworkers have never experienced serious reactions to wood. So, don't let possible toxicity scare you. Instead, know the properties of the woods you want to work. Refer to the chart, *right*, to find potential troublemakers.

"If you take to the woods to harvest your stock," says poison expert Robert Woodcock, "keep the following points in mind to avoid or limit your exposure."

- **Harvest only in fall or winter.** Trees cut when the sap is up have higher toxicity.
- **Claim the heartwood.** With most toxic species, the leaves and stems contain the most toxin, followed by the bark, the sapwood, then the heartwood.

- **Season toxic wood.** Wood worked green causes more skin reactions because the sawdust clings.

Woodcock also insists on adequate shop ventilation. "It keeps the work space cool and your perspiration down, decreasing the dust's contact time with your skin." In addition, a well-ventilated shop discourages the growth of mold spores. And, consider installing a dust collection system. Even then, you should always wear a tight-fitting, government-approved (NIOSH) dust mask if you plan to raise large amounts of wood dust.

"Don't neglect cleanliness," Woodcock continues. "It's a good idea to frequently wash, or even shower, when working a possibly toxic wood. Creases and skin pores, as well as dirty hair, trap fine dust particles, inviting reaction. For extra protection, apply a barrier cream, such as DuPont's Protek."

Finally, he urges, "Whenever you develop a *persistent* set of symptoms, especially when you can connect them with exposure to a wood [remember, symptoms may be delayed 12 hours], contact a physician, allergist, dermatologist,

or specialist in industrial medicine. And, be sure to mention that you're a woodworker.

"Of course, potentially toxic woods should never be used for functional bowls, goblets, trays or any other object likely to hold food," notes the specialist. "Even using the wood for jewelry has caused problems."

For answers to problems regarding toxic wood reactions, call one of the regional poison control centers (PCC) below (space prevents a complete national listing).

New York City PCC
212/340-4494

Delaware Valley Regional PCC
Philadelphia, Pa.
215/386-2100

Georgia PCC
Atlanta, Ga.
404/589-4400

Regional Poison Control System
Cincinnati, Ohio
513/558-5111

Mid-Plains Poison Center
Omaha, Neb.
402/390-5400

Texas State Poison Center
Galveston, Texas
409/765-9728

Arizona Poison Control System
Tucson, Ariz.
602/626-6016

Rocky Mtn. Poison & Drug Ctr.
Denver, Colo.
303/629-1123

UCDMC Davis Regional PCC
Sacramento, Calif.
916/453-3692

Oregon Poison Center
Portland, Ore.
503/279-8968 ♣

WOOD WITH A RECORD

WOOD SPECIES	TOXIC CLASS		REACTION				POTENCY			SOURCE			INCIDENCE		
	Irritant	Sensitizer	Respiratory	Eye & Skin	Nausea, Etc.	Nasal Cancer	Little	Great	Extreme	Leaves, Bark	Dust	Wood	Unknown	Flare	Common
Bald cypress		X	X				X				X			X	
Balsam fir		X		X			X				X			X	
Beech		X		X				X		X				X	
Birch		X	X		X			X			X	X		X	
Black locust	X				X			X		X				X	
Blackwood		X		X				X			X	X			X
Boxwood		X	X				X				X	X		X	
Cashew		X		X				X			X	X		X	
Cocobolo	X		X	X				X			X	X			X
Dahoma		X	X					X			X				X
Ebony	X		X	X				X			X	X			X
Elm		X		X			X				X			X	
Goncalo alves		X		X			X				X	X		X	
Greenheart		X	X	X					X		X	X			X
Hemlock						X		X		X	X			X	
Iroko	X		X	X					X		X	X			X
Mahogany		X	X	X			X				X			X	
Mansonia	X		X	X					X		X	X			X
Maple		X	X					X			X	X		X	
Mimosa	X				X				X	X	X	X			X
Myrtle		X	X					X		X	X	X			X
Oak, red						X		X			X			X	
Obeche		X	X	X				X			X				X
Oleander	X				X				X	X	X	X		X	
Olivewood		X	X	X				X			X	X			X
Opepe		X	X				X				X			X	
Padauk	X		X	X	X				X		X	X			X
Pau ferro		X		X			X				X	X		X	
Peroba rosa		X	X					X			X	X			X
Purpleheart		X		X	X		X				X	X		X	
Quebracho						X		X			X			X	
Redwood		X	X			X	X				X			X	
Rosewood(s)		X	X	X					X		X	X			X
Satinwood	X		X	X					X		X	X			X
Sassafras		X	X		X	X	X			X	X	X		X	
Sequoia	X		X				X				X	X		X	
Snakewood	X		X					X			X	X		X	
Spruce		X	X				X				X	X		X	
Walnut		X		X			X				X			X	
Wenge		X	X	X				X			X	X			X
Willow		X			X			X		X	X		X		
W. Red Cedar		X	X			X		X			X	X			X
Teak		X		X				X			X				X
Yew, European	X			X				X			X	X			X
Zebrawood		X		X				X			X	X		X	

By Peter J. Stephano with Robert W. Woodcock, RN, BSN, CEN. Illustrations: Jim Stevenson Photograph: Bob Laramie

The fearless woodworker goes shopping

BANDSAW



If you're like me—amazed by the array of tools and accessories on today's market, or new at buying things for your shop—you've turned to the right page. Effective with this issue, I'll provide you with the information you and I need to go shopping with the confidence of a pro for this or that woodworking tool, material, or accessory. Take for example, bandsaw blades—maybe you've heard the terms skip-tooth, hook-tooth, three-tooth, 16-tooth—what's it all about anyway? Stay tuned as we get to the bottom of this matter.

Bill Kien

Product/Techniques Editor

YOUR TWO OPTIONS IN BLADE MATERIALS

Like carbide-tipped circular saw blades, bi-metal bandsaw blades (those with carbon-steel teeth backed by a spring-type steel) offer you longer life than carbon-steel blades, but at a higher price. Bob Candiano of American Saw & Mfg. Co. told me, "Bi-metal blades cost two to three times as much as carbon-steel blades, but you'll get twice your money back in smoothness of cut and blade life." On the other hand, Chuck Olson of the Olson Saw Co. says, "I can buy three carbon steel blades for the price of one bi-metal blade, so I can keep a greater selection of carbon-steel blades on hand."

Who's right? Since I'm the kind of woodworker who's constantly changing blades and rarely giving one of them a great amount of wear, I'm going to stick with carbon-steel blades. On the other

hand, if you stay with one blade for nearly all your work, then buy that blade in bi-metal. Here are a few other things I found out that also will affect which type you buy:


- Because bi-metal blades flex less, you should use them only if you own a two-wheel bandsaw with 14"-diameter or larger wheels. Otherwise, over-flexing will cause tiny cracks in the blade that can lead to poor performance and breakage.

- If you prefer the lower price of carbon-steel blades, make sure you buy the flex-back type for a two-wheel bandsaw with 12" diameter and smaller wheels. Otherwise, buy a hard-back carbon-steel blade.

- If you own a three-wheel bandsaw, you should buy only flexible-back carbon-steel blades. The reason: The tighter radius of their wheels can promote fatigue cracks in stiffer blades.

MEASURE UP THE BLADE BEFORE PLUNKING DOWN YOUR MONEY

As I quickly learned, you can't order a bandsaw blade until you know the correct blade length. My local distributor passed along this simple method: First, grab some string and a felt-tipped pen. Then, wind the string around the wheels, following the blade path. Mark the string at an overlap point as shown at *right*, remove the string from the bandsaw, and measure the distance between the two marked points (record this figure inside the bandsaw cabinet). While you have the saw opened, make note of the wheel diameter (this information will come in handy later).

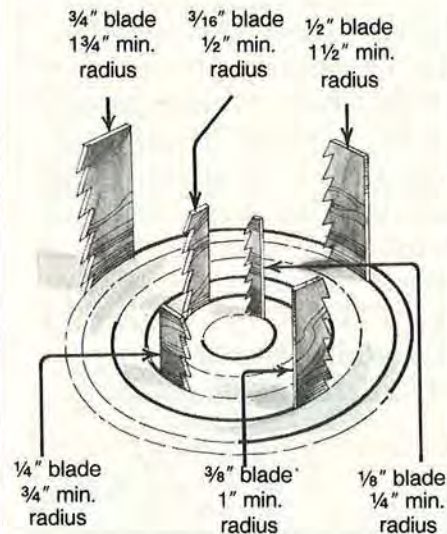


for...

BLADES

BUY A WIDTH THAT FITS THE JOB

You'll find bandsaw blades from $\frac{1}{8}$ to $\frac{3}{4}$ " wide. As shown *below*, narrower blades turn a tighter radius than wider blades. "For accuracy, smoothness, and blade life, use the widest blade possible," says Barry Langlieb of Chandler Bandsaw.



WHAT TO KNOW ABOUT TOOTH PATTERNS

As shown *below*, the standard-tooth pattern has a less aggressive cutting angle than the hook-tooth pattern. You'll find the standard pattern in 6- to 16-tooth (per inch) blades intended for thin materials. The hook pattern, found in 2- to 6-tooth blades, cuts faster, especially in thicker materials.

Skip-tooth pattern blades (every other tooth missing) have 3 to 6

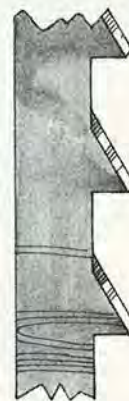
teeth per inch. These blades claim the same advantages as the hook-tooth variety, and have gained a reputation as good resawing blades. Nevertheless, Candiano doesn't see any use for them, even though his company manufactures this pattern. "There's no advantage to a skip-tooth blade. You get a smoother, more aggressive cut with a hook-tooth blade.



STANDARD TOOTH



HOOK TOOTH



SKIP-TOOTH

REMEMBER TO SINK THE RIGHT NUMBER OF TEETH INTO YOUR WORK

For woodworking purposes, bandsaw blades generally range from three to 16 teeth per inch. "You don't want less than three teeth, or more than 18 teeth, in the material at one time," Candiano told me.

For example, use a 3-tooth blade when cutting 2"-thick material, an 8-tooth for $\frac{3}{4}$ " stock, and a 16-tooth blade for $\frac{1}{4}$ " material. All of these examples leave four to six teeth in the material at one time. Sure signs your blade has too many

teeth for the material: blade binding and a wavy cut because the gullets (the spaces between the teeth) load up with sawdust.

A lot of woodworkers just don't like changing blades for different tasks. If that describes you, buy a $\frac{1}{4}$ "-wide, 6- to 10-tooth blade. Just feed the stock slowly when cutting materials more than 2" thick. Also, increase the blade tension by one blade size for thick stock (set the tension at $\frac{3}{8}$ " for a $\frac{1}{4}$ " blade).

HANDY SOURCES FOR MORE INFORMATION

American Saw & Mfg. Co., Technical Services Department, P.O. Box 504, East Longmeadow, MA 01028. Call 413/525-3961.

Chandler Bandsaw, Inc., 3498 N. San Marcos Place, No. 3, Chandler, AZ 85224. Call 800-843-2523. In Ariz. call 602/892-0120.

Olson Saw Co., Bethel, CN 06801. Call 203/792-8622. ♣

Illustrations: Jim Stevenson
Photographs: Jim Kascoutas

H * O * GIFT

In this year's holiday gift section, special loved ones. In addition to the child, bookworm, art collector,

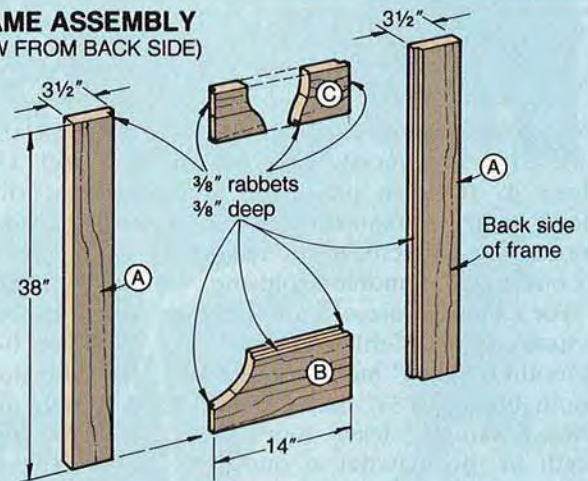
CHIP OFF AN OLD WALL

In the 18th century, only the wealthy could afford to import mirrors (or looking glasses as they were called) from England. To accent these mirrors' beauty, colonial craftsmen built frames similar to the one shown here. The frame I've designed for you is a simplified version of a Chipendale-period (1750-1779) frame. I like the way this wall mirror complements today's traditional decors.

 Print this article

A. R. Downing
Design Editor

FRAME ASSEMBLY
(VIEW FROM BACK SIDE)



L * I * D * A * Y SAMPLER

We offer you six attractive woodworking projects for those who love the oak wall mirror shown here, we've included gift suggestions for a clock, and tree trimmer on your gift list.

CHIPPENDALE MIRROR

FORMING THE FRAME

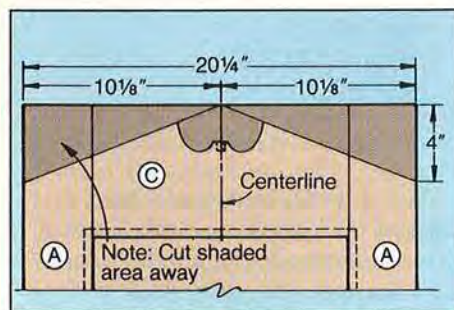
1 Cut the mirror frame stiles (A), bottom rail (B), and top rail (C) to the sizes listed below. (We edge-joined narrower stock to make the wide top and bottom rails.)

2 Cut or rout a $\frac{3}{8}$ " rabbet $\frac{3}{8}$ " deep along the back inside edge of all four frame members. Now, machine the same-sized rabbets along both ends of the top and bottom

rails where shown. (We test-cut scrap stock first to ensure the surfaces would be flush when the rabbeted pieces were held together.)

3 Glue and clamp the frame members together, checking for square.

4 Using the drawing at right for reference, lay out the angled top edges. Use the full-sized half pattern on the following page to mark the top center of the top rail (C).



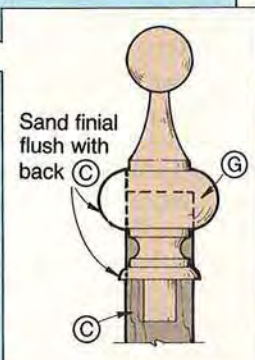
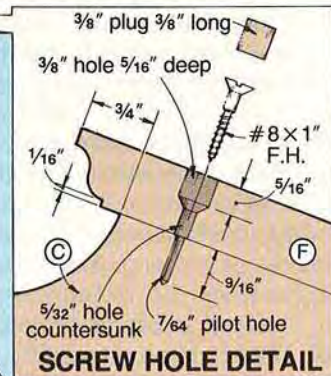
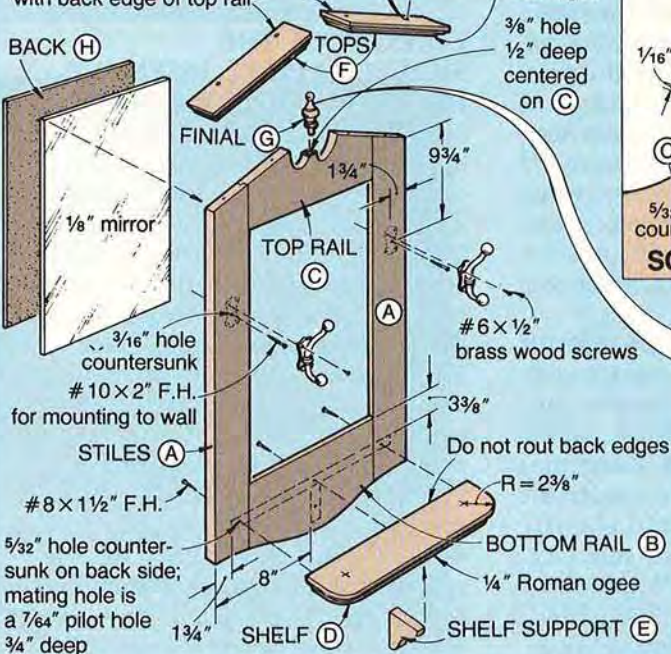
Bill of Materials

Part	Finished Size			Mater.	Qty.
	T	W	L		
A stiles	$\frac{3}{4}$ "	$3\frac{1}{2}$ "	38"	O	2
B bottom rail	$\frac{3}{4}$ "	8"	14"	O	1
C top rail	$\frac{3}{4}$ "	$6\frac{3}{4}$ "	14"	O	1
D shelf	$\frac{3}{4}$ "	4"	$16\frac{3}{4}$ "	O	1
E support	$\frac{3}{4}$ "	3"	$3\frac{1}{8}$ "	O	1
F pediment tops	$\frac{3}{4}$ "	$1\frac{1}{2}$ "	$10\frac{1}{4}$ "	O	2
G finial	$1\frac{1}{2}$ "	$1\frac{1}{2}$ "	$3\frac{1}{2}$ "	LO	1
H back	$\frac{1}{8}$ "	$13\frac{7}{8}$ "	$23\frac{7}{8}$ "	P	1

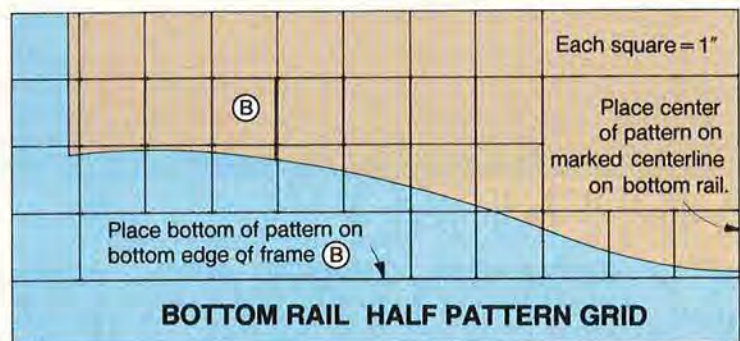
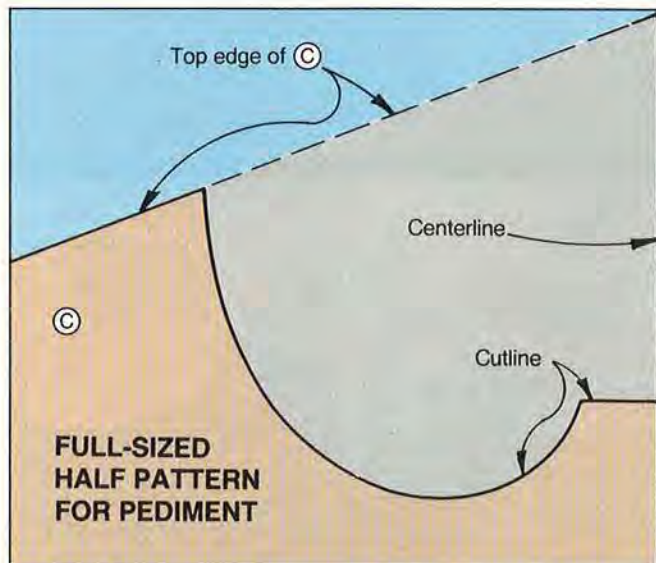
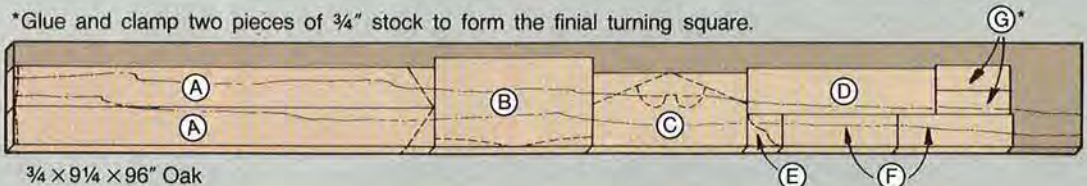
Material key: O-oak, LO-laminated oak, P-plywood

Supplies: four #8x $\frac{1}{2}$ " flathead wood screws, four #8x1" flathead wood screws, two #10x2" flathead wood screws, $\frac{1}{8}$ " mirror, hotmelt adhesive, stain, finish.

Note: Back edge of caps are flush with back edge of top rail



Cutting Diagram



5 Mark a centerline across the bottom rail (B). You'll use this line in the next step to locate the template.

6 To enlarge the grid pattern for the bottom rail, cut a piece of heavy paper to 3×11 ", and draw a 1" grid on the paper. Using the Bottom Rail Half Pattern Grid for reference, lay out the bottom-rail outline on the marked grid. To do this, mark the points where the pattern outline crosses each grid line. Finally, draw lines to connect the points. Cut the paper pattern to shape, align the inside edge with the marked centerline, and mark the shape of the frame bottom (you'll have to do this twice to mark both ends).

7 Bandsaw the frame top (pediment) and bottom to shape, and sand the cut edges to remove the saw marks. (We used a finish sander to remove the marks along the flat surfaces, and a drum sander to sand the curves.)

8 Drill a $\frac{3}{16}$ " hole in each stile (A) where located on the Exploded-View Drawing. You'll use these holes later when attaching the mirror frame to the wall.

hooks.) The coat hooks hide the mounting screws after the mirror has been hung. Using the holes in the coat hook as guides, drill four pilot holes in each stile. Do not attach the coat hooks; you'll fasten them after hanging the completed frame on the wall.

CONSTRUCT THE SHELF/SUPPORT ASSEMBLY

1 Cut the shelf (D) to $4 \times 16\frac{3}{4}$ " from $\frac{3}{4}$ " stock. Mark a $2\frac{3}{8}$ " radius on the front corners, and cut the corners to shape. Sand the corners.

2 Rout a $\frac{1}{4}$ " Roman ogee along the front and sides of the shelf. See the Screw Hole Detail on the previous page for ogee-shape reference.

3 Cut a piece of $\frac{3}{4}$ "-thick stock to $3 \times 3\frac{1}{2}$ " for the shelf support (E). Transfer the full-sized shelf support pattern to the blank with carbon paper or by adhering a photocopy. Bandsaw the support to shape. Sand the support smooth.

4 Mark the centerpoints for the support and shelf holes on the front face of the mirror frame. For hole centerpoints, see the Exploded-View Drawing. Drill the holes.

5 Tape the shelf, centered over the holes just drilled, to the front of the mirror frame. Working from the back of the frame, and using the holes as guides, drill pilot holes into the back of the shelf. Screw the shelf in place. Now, center the shelf support under the shelf, and drill a pilot hole into it. Remove the shelf from the mirror frame.

THE PEDIMENT TOPS AND FINIAL COME NEXT

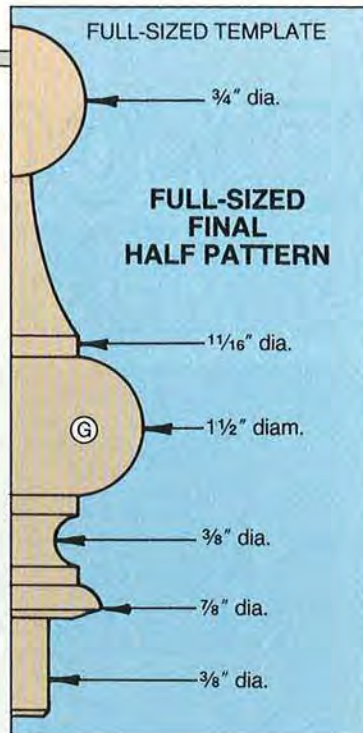
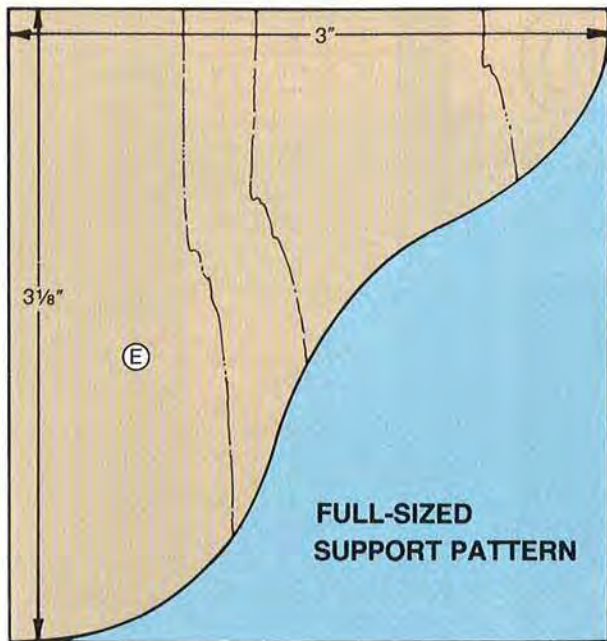
1 Cut the pediment tops (F) to size. Next, rout a $\frac{1}{4}$ " Roman ogee along the bottom face of the front and side edges.

2 Drill and counterbore two mounting holes in each pediment top where shown on the Exploded-View Drawing and to the sizes shown on the Screw Hole Detail.

3 With a portable hand drill, carefully drill a $\frac{3}{8}$ " hole $\frac{1}{2}$ " deep centered in the top of the top rail (C) for the finial.

4 Mount a $1\frac{1}{2}$ " turning square 8" long between centers on the lathe for the finial (G). If you don't have stock this size, laminate two pieces of $\frac{3}{4}$ "-thick stock.

5 Transfer the full-sized finial template to posterboard. Cut the template to shape. Using the template as a guide, turn the finial to shape as shown in the photo *above right*. (We used a small gouge and skew to shape the oak finial.)



Being careful not to change the shape of the finial, sand it smooth with the lathe running at about 1,250 rpm. Using a parting tool, part it from the lathe. Sand the top ball-shaped portion of the finial smooth.

6 Belt-sand the back of the finial. When mounted in the hole in the top rail, the back of the finial should be flush with the back of the mirror frame.

7 Glue the turned finial in place. Glue and screw the pediment tops in position. Cut plugs and fill the counterbores in the top surface of the pediment tops. Sand the plugs flush. Finish-sand all the parts.

8 Glue and screw the shelf and shelf support in place. Immediately wipe off any excess glue with a damp rag.

ADD THE FINISH, MIRROR, BACK, AND THEN HANG

1 Stain the assembly, and apply at least two coats of clear finish.

2 Take the oak frame to a glass shop and have a mirror cut to the size of the opening *less 1/8" in length and width* to allow for contraction of the frame. Our rabbeted opening measures 14 x 24", we cut our mirror and hardboard back to 13 7/8 x 23 7/8".

3 Cut the back (H) to size from plywood or hardboard, and secure it in place with hotmelt adhesive as shown in the photo *below left*. The hotmelt holds the back and mirror firmly in place, yet allows the frame to expand and contract.

4 Hang the frame on the wall. Attach the coat hooks to the frame.


BUYING GUIDE

• **Coat hooks.** Two brass and porcelain coat hooks, catalog no. 64000. \$9.50 ppd. (12.50 Canadian). Armor Products, Box 445, East Northport, NY 11731, or call 516/462-6228 to order. 🌱

Produced by Marlen Kemmet
Project Design: James R. Downing
Photographs: Hopkins Associates,
Jim Kascoutas
Illustrations: Kim Downing; Bill Zaun



Shape the finial with a skew chisel.



We fastened the plywood back with hotmelt adhesive.



HARDWOOD BOOKENDS



A GREAT WAY TO SUPPORT YOUR LOCAL LIBRARY

CUT THE BOOKS TO SIZE AND FORM THE DADOES

1 Rip and crosscut the eight books (A, B, C, D) to the sizes listed in the Bill of Materials. (We used different thicknesses of mahogany to make the books; see the Buying Guide for our source.)

2 Raise a 1/4" dado blade 1/4" above the saw-table surface. Attach an auxiliary wood fence to your miter gauge. Set a stop 1" from the inside edge of the dado blade, and cut dadoes on both surfaces and one edge of the A books. Repeat on the opposite end of book A as shown in the photo above right.

3 Using the dimensions on the Exploded-View Drawing, reset the


stop and cut 1/4" dadoes 1/4" deep in books B and D. Lower the blade, reset the stop, and cut 1/4" dadoes 1/8" deep in the 1/2"-thick books C.

CUT AND INSTALL THE BLIND LINES

1 Cut a piece of 1/4" padauk or cardinal wood to 4x32" for the blind lines (E thru K). (We cut a piece of 3/4" stock to 4x32" and then resawed it in half on the tablesaw. Next, we planed and sanded one section until its thickness equaled the width of the dadoes in the books.) The extra width of the 4"-wide piece makes it easier and safer when ripping the thin strips to width in the next step.

Bill of Materials					
Part	Finished Size*			Material	Qty.
	T	W	L		
A	3/4"	4 1/2"	6 1/2"	mahogany	2
B	1 1/16"	5"	7 1/4"	mahogany	2
C	1/2"	5 3/8"	7 1/2"	mahogany	2
D	1 1/16"	6"	8 1/2"	mahogany	2
E*	1/4"	1/4"	3/4"	cardinal wood	4
F*	1/4"	1/4"	1 1/16"	cardinal wood	8
G*	1/4"	1/4"	1/2"	cardinal wood	4
H*	1/4"	1/4"	4 1/4"	cardinal wood	8
I*	1/4"	1/4"	4 3/4"	cardinal wood	8
J*	1/4"	1/4"	5 1/4"	cardinal wood	8
K*	1/4"	1/4"	5 3/4"	cardinal wood	8
L	3/4"	7"	6"	walnut	2

*Initially cut * parts oversized. Trim them to finished size according to the instructions.
Supplies: six #8x1 1/2" flathead wood screws, silicone sealant, four 1/4" washers, clear polyurethane finish.



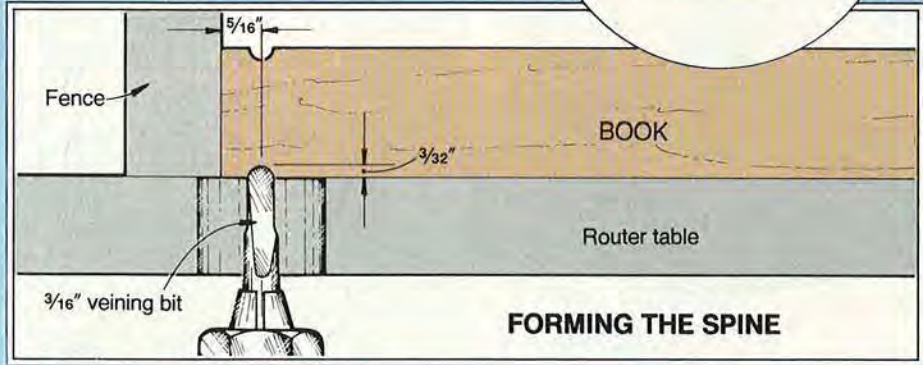
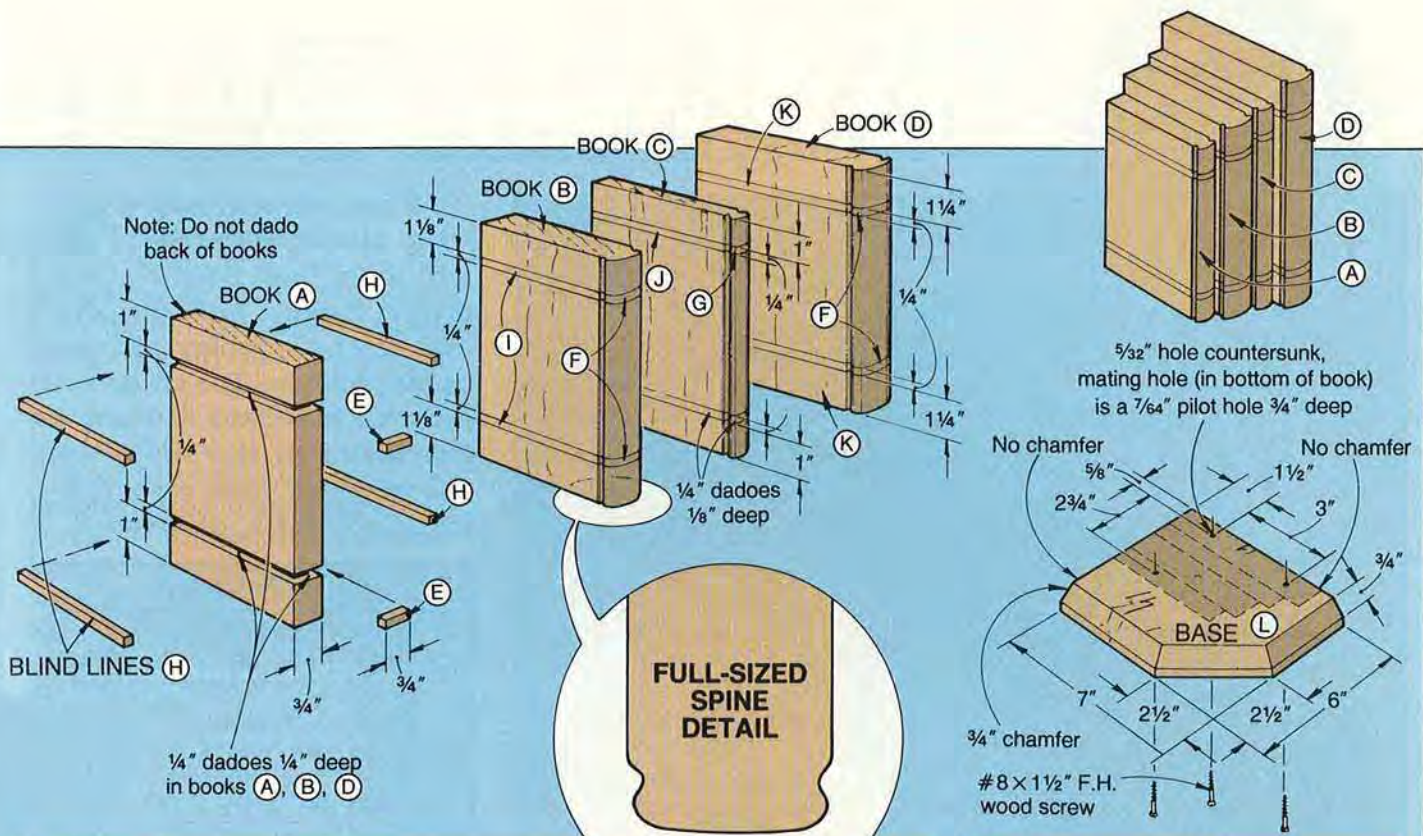
Cut 1/4" dadoes in each book blank to house the blind lines.

2 Rip seven 1/4"-wide strips from the 1/4" stock. (After cutting the first strip on the bandsaw, we checked the fit of the strip in a dado. Then, we adjusted the fence so the strips protruded about 1/32".)

3 Cut the short edge strips (E, F, G) to length plus 1/16". (We used a miter box and backsaw; we feel the pieces are too short to safely cut with power tools.)

4 Center and glue the short strips in place in the dadoes. Hold the pieces in place with masking tape.

5 Cut the blind lines (H, I, J, K) to length plus 1/16". Glue and tape the pieces in place. Sand the strips flush. Due to the shallow dadoes, books C require more sanding.



Form nonskid feet by placing silicone sealant in each counterbore.

HERE'S HOW TO SHAPE THE SPINE

1 Follow the drawing *above* to rout the spine edge in each book. Sand the routed edge to the shape shown on the Spine Detail.
2 With the back edges and bottoms flush, glue and clamp together four books for each bookend.

ADD THE BASE AND THEN THE FINISH

1 Cut two pieces of 3/4"-thick walnut to 7" wide by 6" long for the bookend bases (L). Mark the angled corner on each base (we used a combination square) as dimensioned on the drawing *above right*. Cut the angled corner.

2 Rout a 3/4" chamfer on each walnut base where shown on the drawing *above right*.
3 On the bottom of each base, mark the locations, and then drill three mounting holes. With the back and inside edges flush, clamp the laminated books to the bases. Using the holes in the bases as guides, drill 7/64" pilot holes 3/4" deep into the bottom of the books.
4 To make your own nonskid feet, bore four 3/4" holes 1/8" deep in the corners of each base. Put a puddle of silicone sealant in each hole as shown in the photo *above* (the silicone should protrude about 1/8" above each hole). Tape four 1/4" flat washers to the bottom of each base

to act as spacers. To flatten the protruding silicone, set each base on a piece of glass or waxed paper until the silicone hardens. Then, fasten the books to the top of each base. Sand smooth and add the finish.

BUYING GUIDE

• **Hardwood lumber kit.** South American mahogany: 1/2 x 5 3/8 x 16", 3/4 x 4 1/2 x 14", 1 1/16 x 5 x 32". 1/4 x 4 x 33" cardinal wood. 3/4 x 7 x 13" walnut. \$27.99 ppd. Steve Wall Lumber Co., Route 1, Box 287, Mayodan, NC 27027. Or, call 800-633-4062 to order. 🍄

Project Design: James R. Downing
 Photographs: Hopkins Associates
 Illustrations: Kim Downing; Bill Zaun

ART TAKES A STAND

TABLETOP

We'll bet you never see an easel as attractive as this in any gift shop. Jim Boelling, our project builder, built the original easel to display pictures of his children. For an investment of less than \$10 and a few hours in the shop, you can support your own photos, needlework, or artwork.



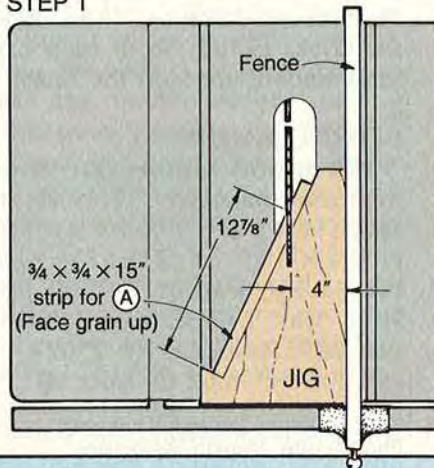
Bill of Materials

Part	Finished Size*			Mati.	Qty.
	T	W	L		
A* front legs	3/4"	3/4"	12 7/8"	W	2
B* rear leg	3/4"	3/4"	10 1/4"	W	1
C* spreader	3/4"	3/4"	3 5/8"	W	1
D* hinge	1/8"	1 1/2"	2 3/8"	W	1
E center-posts	3/8"	1/2"	14"	W	2
F spacers	1/8"	3/8"	1/2"	W	2
G* canvas holder	3/4"	3/4"	3 1/4"	W	1
H* canvas rest	3/4"	3/4"	6"	W	1

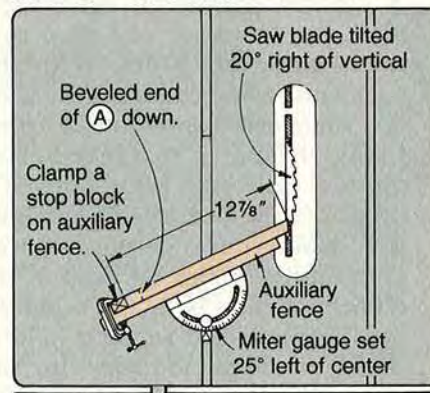
*Initially cut * parts oversized. Trim them to finished size according to the how-to instructions.
Material key: W-walnut
Supplies: spray adhesive, three #6 x 3/4" roundhead brass wood screws with 1/8" brass flat washers, 3/16" dowel, wet/dry sandpaper, double-faced tape, finish.

CUTTING THE FRONT LEGS

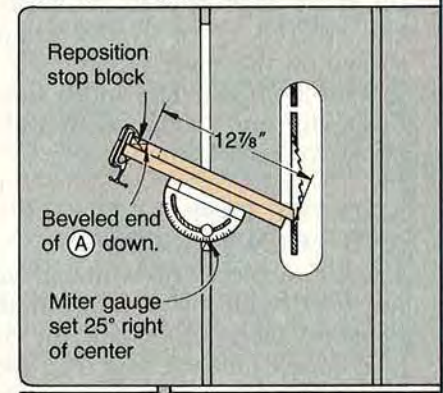
STEP 1



STEP 2 LEFT LEG



STEP 3 RIGHT LEG



EASEL

CUT THE LEGS AND SPREADER TO SIZE

1 From $\frac{3}{4}$ "-thick walnut, cut two strips $\frac{3}{4}$ " wide by 15" long for the front legs (A), one strip $\frac{3}{4} \times 11$ " for the rear leg (B), and a fourth strip $\frac{3}{4} \times 8$ " for the spreader (C). The pieces are cut slightly long for safety in machining.

2 Build a jig from $\frac{3}{4}$ " stock (we used plywood) to the shape shown at *right*. Follow Step 1 on the drawing titled Cutting the Front Legs to angle-cut the *top* end of both legs. Tilt the saw blade, angle the miter gauge, and cut the compound angle on the *bottom* of both front legs as shown in Steps 2 and 3.

3 Cut the rear leg (B) to $10\frac{1}{4}$ " long, cutting a 10° bevel across the bottom end. Cut the spreader (C) to length ($3\frac{5}{8}$ "), cutting each end at a 25° angle (see the Dowel Hole Detail *below* for reference).

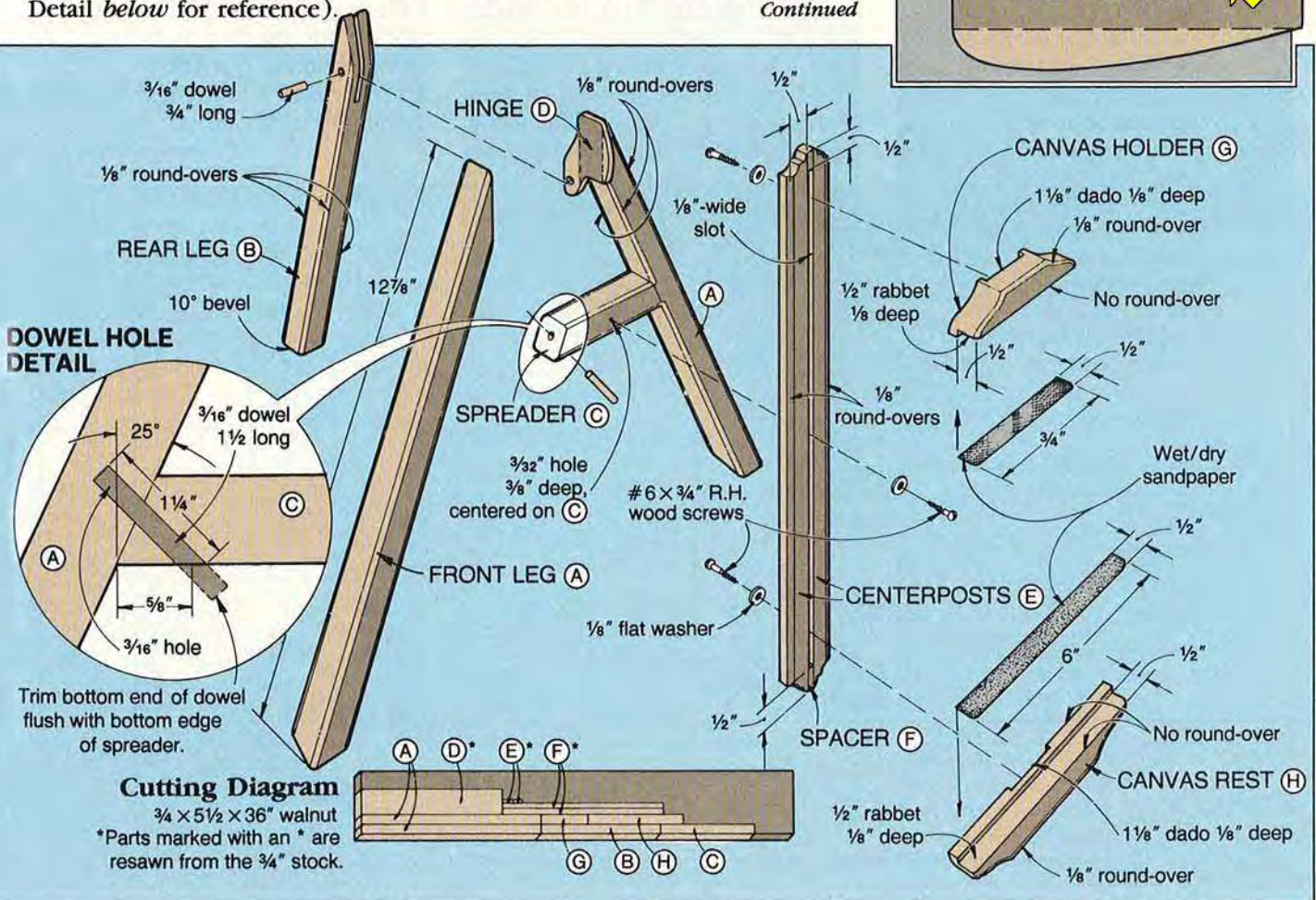
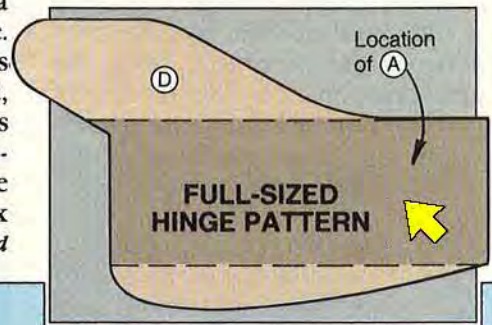
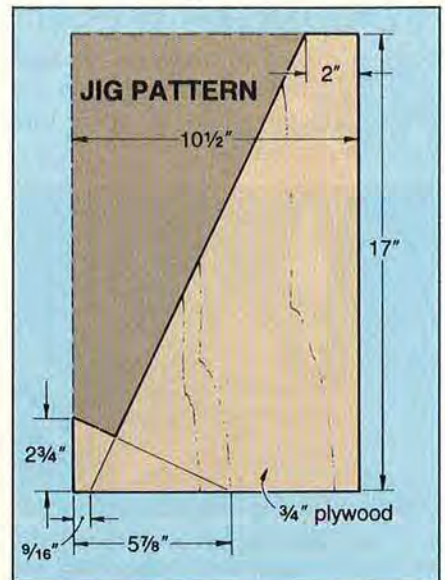
NOW, CUT THE HINGE AND JOIN THE FRONT LEGS

1 Cut a piece of $\frac{3}{4}$ " walnut to 2×12 ". Then, resaw a $\frac{1}{8}$ "-thick piece 2" wide from the $\frac{3}{4}$ " stock. (We cut the stock extra-wide and long for safety in resawing.)

2 Using carbon paper or a photocopy and spray adhesive, transfer the full-sized Hinge Pattern outline at *right* to the $\frac{1}{8}$ " stock. With a bandsaw or scrollsaw, cut the hinge (D) to shape. Sand smooth.

3 Glue and tape the hinge between the front legs. (As shown in the photo on page 88, we clamped a board in our woodworker's vise. After positioning the bottom ends of the front legs against the board, we placed small handscrew clamps on the board to hold the legs in position as we glued and taped the hinge between the leg tops. The six

Continued



TABLETOP EASEL

washers shown in the photo *below* were used to hold the top end of the legs off the table, allowing the hinge to protrude.)



With the front legs propped up on six flat washers, glue the hinge piece between the legs.

4 Glue and tape the spreader (C) between the front legs. After the glue dries, mark a pair of centerpoints on the bottom of the spreader $\frac{5}{8}$ " from the joint line where shown on the Dowel Hole Detail on the previous page.

5 To strengthen the joint between the spreader and front legs, secure the front-leg frame in a woodworker's vise. Drill a pair of $\frac{3}{16}$ " holes through the spreader and into the front legs where shown on the

Dowel Hole Detail. (We eyeballed the angles and drilled the holes with a brad-point bit.)

6 Cut two $\frac{3}{16}$ " dowels $1\frac{1}{2}$ " long. Put a dab of glue in each hole, and tap the dowels into position. Trim the excess dowel flush with the bottom edge of the spreader.

7 Find center and drill a $\frac{3}{32}$ " hole $\frac{3}{8}$ " deep in the front surface of the spreader (see the Exploded-View Drawing for reference).

THE HINGED REAR LEG PROVIDES STABILITY

1 To cut the hinge kerf in the rear leg, start by marking a line across the rear leg (B) 1" from the top end. Next, raise a $\frac{1}{8}$ "-wide tablesaw blade $\frac{7}{8}$ " above the saw table. Position the fence to center the blade on the top end of the rear leg. Start the saw, and push the rear leg into the blade until the blade reaches the marked line where shown in the drawing *below*. Carefully back away the rear leg from the blade, and turn off the saw.

2 Mark the curve on the kerfed end of the rear leg, and cut the top end of the rear leg to shape. Using the drawing *below* for reference, mark

the centerpoint and drill a $\frac{3}{16}$ " hole through the top end of the rear leg.
3 Sand or rout a $\frac{1}{8}$ " round-over on all edges of the front-leg frame (A, C) and rear leg (B).

THE CENTER POST ASSEMBLY COMES NEXT

1 Cut the center posts (E) and spacers (F) to size from $\frac{3}{8}$ " stock (we planed a thicker piece to size).

2 Now, with the ends and surfaces flush, glue and clamp the spacers between the center posts where shown on the Exploded-View Drawing.

3 Transfer the decorative pattern *below* to both ends of the center post assembly. Cut the ends to shape (we used a scrollsaw).

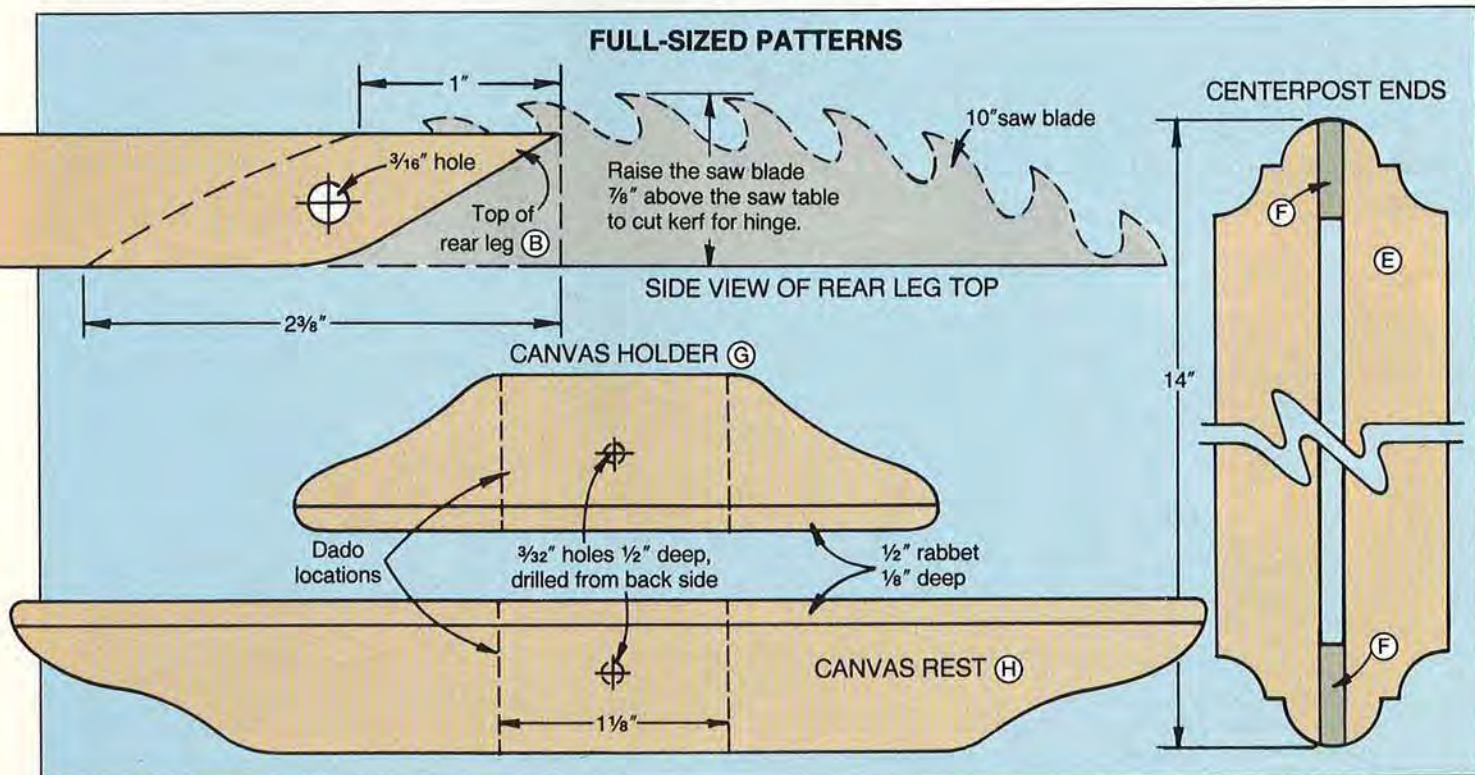
4 Sand or rout $\frac{1}{8}$ " round-overs along outside edges (not the ends) of the center-post assembly.

ADD THE CANVAS REST AND CANVAS HOLDER

1 Cut a piece of $\frac{3}{4}$ "-thick walnut to $\frac{3}{4} \times 12$ " for the canvas holder (G) and the canvas rest (H).

2 Cut or rout a $\frac{1}{2}$ " rabbet $\frac{1}{8}$ " deep the length of the strip.

Continued on page 99





LOOK WHAT'S COOKIN' IN THE SHOP

ROLLING-PIN RECIPE-CARD HOLDER

Typically, recipe cards receive plenty of abuse while being used for meal preparation. And over time, spills and splatters take their toll. Keep your recipe cards up and out of harm's way with this novel stocking stuffer.

TURN THE BARREL, AND CUT THE KERF


1 Cut a 5½" length from a 2" maple turning square for the barrel (A). If you don't have stock this thick, laminate thinner pieces to size. Draw diagonals on each end to find center. Punch a small indentation at each marked centerpoint, and mount the stock between centers on your lathe. Turn the barrel to a 1¾" diameter, and use a parting tool to square the ends.

2 With the barrel still mounted between centers, sand it smooth.

3 As shown in the photo at right, secure the barrel in a handscrew clamp. Center the bit (we used a brad-point) over the indented centerpoint, and drill a ½" hole ½" deep. Repeat on the opposite end.



4 Clamp the barrel in a woodworkers vise, and use a backsaw to cut a ¼" kerf ¼" deep to hold the recipe card later. Finish-sand the barrel.



Find center and bore a ½" hole ½" deep into both ends of the barrel.

Print this article

SHAPE THE HANDLES WITH A DRUM SANDER

1 Cut two 3¾"-long pieces from ½"-diameter walnut dowel for the rolling-pin handles (B).

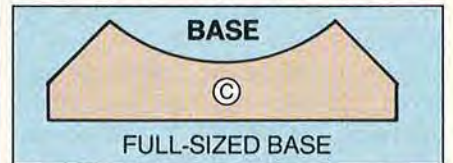
2 Chuck the top 1" of one dowel section into your drill press. Fit your portable drill with a 2" drum sander. With the drill press running at about 750 rpm, sand a concave shape to each handle as shown in the photo below and on the full-sized handle pattern.



With a portable drill and drill press running, sand the handles to shape.

ADD THE BASES AND FINISH

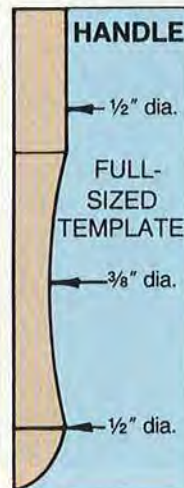
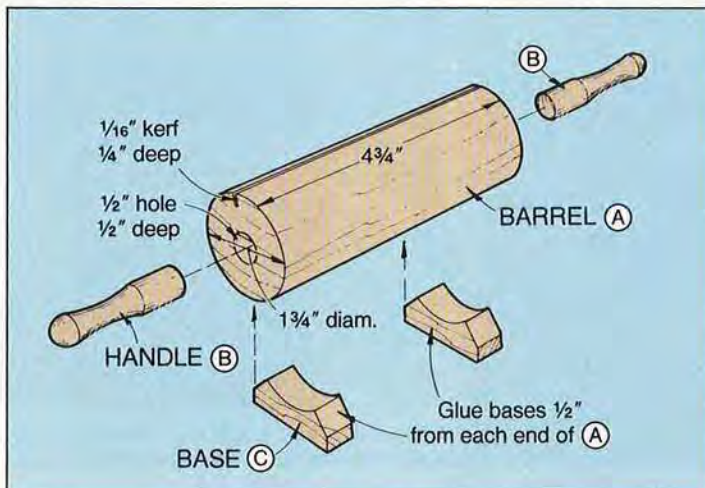
1 Transfer the base pattern shown below to ½" walnut stock. Cut two bases (C) to shape. Sand smooth.



2 Glue a handle in each end of the barrel. Glue and clamp the bases to the barrel where shown in the Exploded-View Drawing.


3 Remove any excess glue and sand smooth. Apply a clear finish (we used lacquer).

Project Design: James R. Downing.
Photographs: Bill Hopkins
Illustrations: Kim Downing; Bill Zaun



BARNSTORMING



Here's another award-winning project from our first  Design-A-Toy contest. Steve Bruni, an avid Iowa woodworker, modeled his toy plane after the Curtiss JN-4, a sturdy World War I trainer and observation biplane. (You may remember the Jenny from barnstorming shows or as the now-famous plane flying upside down on 100 incorrectly printed airmail stamps.) The toy design proved so popular that Steve and a woodworking buddy, Charles Cullor, made nearly 40 Jennies last Christmas as gifts for deserving children.

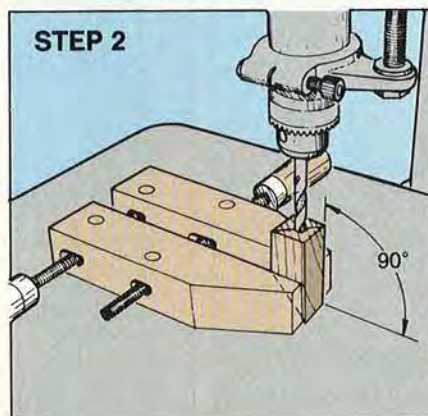
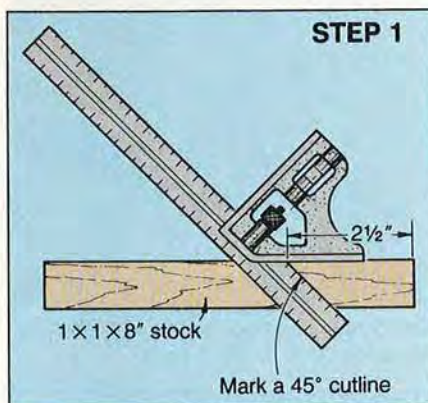
Note: You'll need $\frac{1}{4}$ "-thick stock for this project. You can either resaw or plane thicker stock to size.

THE FUSELAGE GETS THINGS OFF THE GROUND


1 Cut two pieces of $\frac{3}{4}$ "-thick stock (we used cherry) to $2\frac{1}{4}$ " wide by 11" long for the fuselage blank (A). Glue and clamp together the pieces face to face with the edges and ends flush. Later, remove the clamps, scrape off the excess glue, and trim the block to 2" wide by 10" long.

2 With a photocopy and spray adhesive, transfer the full-sized fuselage side- and top-view patterns, hole centerpoints, dado and kerf locations, and notch locations to the fuselage blank. (You could also transfer the marks to the blank with carbon paper.)

3 To make a guide for drilling the exhaust ports, cut a piece of scrap 2×4 to $1 \times 1 \times 8$ " long. Make a mark and miter-cut $2\frac{1}{2}$ " from one end where shown on Step 1 of the



drawing at left. Now, mark diagonals on the square-cut end of the short piece, hold the piece in a handscrew clamp, and use the drill press and a brad-point bit to drill a $\frac{3}{16}$ " hole centered through it as shown in Step 2 of the drawing. **4** Glue the short piece to the end of the long piece to form the drill guide shown in the photo below.



Clamp the drill guide to the fuselage to drill the angled exhaust portholes.

BIPLANE

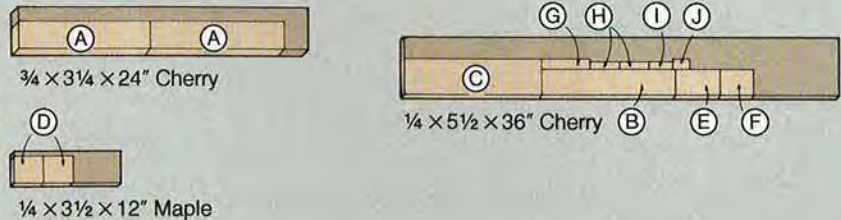


5 Using a combination square, mark a line on the outside face of the drill guide, aligned with the centerpoint of the $\frac{3}{16}$ " hole drilled through the $2\frac{1}{2}$ "-long piece.

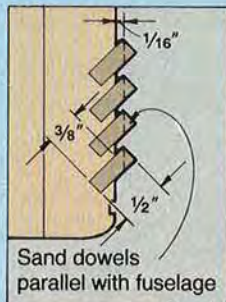
6 With the outside surface of the guide flush with the top surface of the fuselage blank, align the mark on the side of the drill guide with the marks on the top view, and drill the angled $\frac{3}{16}$ " holes $\frac{3}{8}$ " deep as shown in the photo on the opposite page. Repeat to drill the holes on other side of the fuselage.

7 Mark the centerpoint, and drill a $\frac{3}{16}$ " hole $\frac{1}{2}$ " deep in the front of the fuselage for the propeller pin (see the Fuselage Patterns Drawing

Cutting Diagram

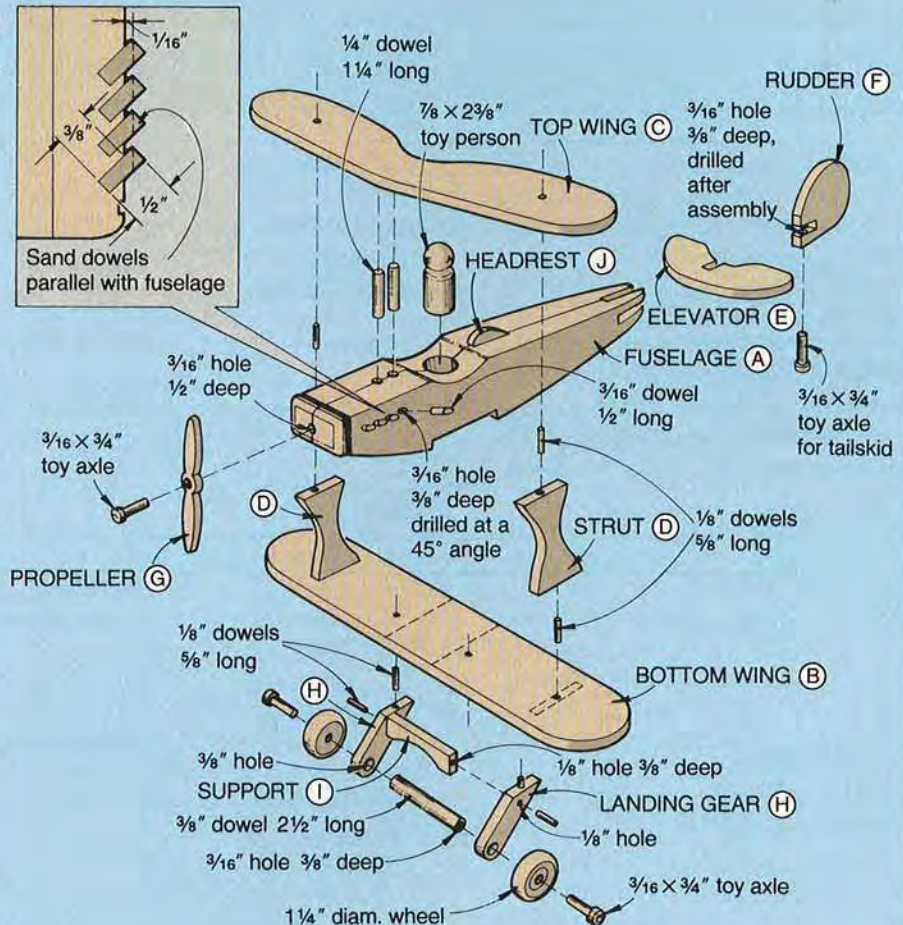


SECTION VIEW DETAIL



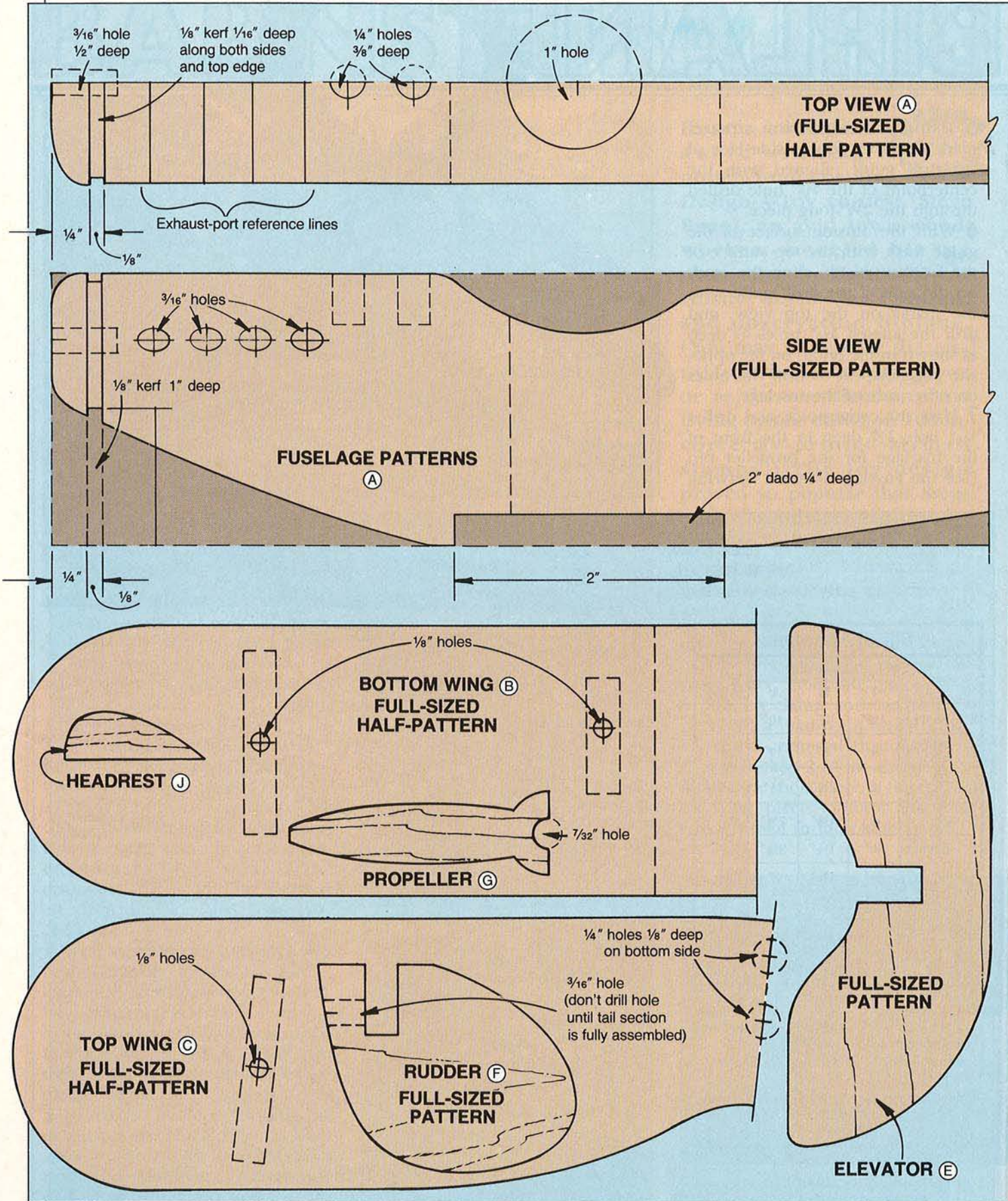
Part	Finished Size*			Mtrl.	Qty.
	T	W	L		
A* fuselage	1 1/2"	2"	10"	LC	1
B bottom wing	1/4"	2"	11"	C	1
C top wing	1/4"	2 1/2"	11"	C	1
D strut	1/4"	1 7/8"	2 1/2"	M	2
E elevator	1/4"	1 1/2"	3 7/8"	C	1
F rudder	1/4"	1 5/8"	2"	C	1
G propeller	1/4"	5/8"	3 3/4"	C	1
H landing gear	1/4"	5/8"	2 1/2"	C	2
I support	1/4"	5/8"	2"	C	1
J headrest	1/4"	3/8"	1"	C	1


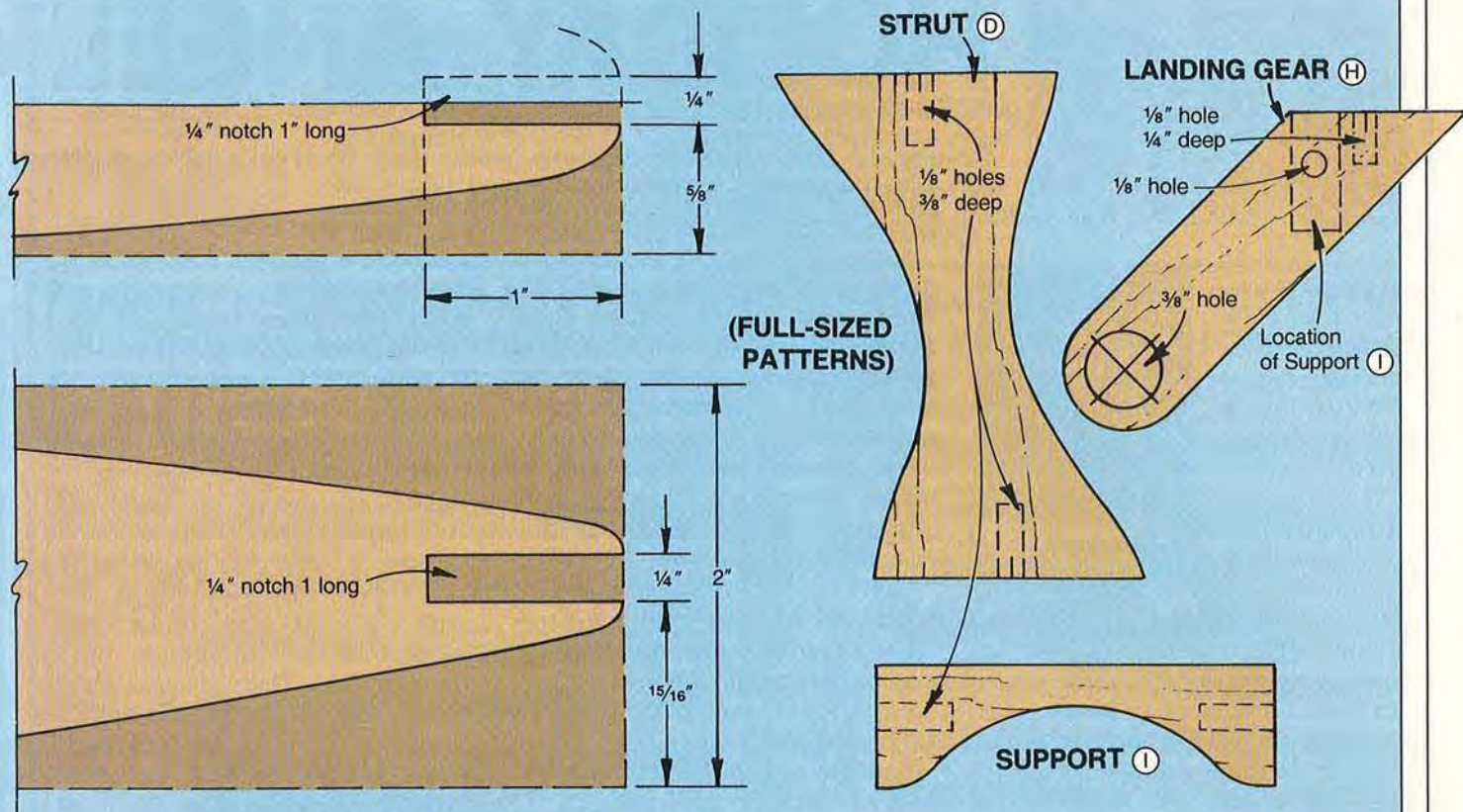
*Initially cut * part oversized. Trim it to finished size according to the how-to instructions.
Material Key: LC-laminated cherry, C-cherry, M-maple
Supplies: spray adhesive, 1/8" dowel, 1/4" dowel, 3/16" dowel, two 1 1/4"-diam. wheels, one 7/8 x 2 3/8" person, four 3/16 x 3/4" toy axles, finish.



Continued

BARNSTORMING BIPLANE





Use a push block when cutting the $\frac{1}{4}$ " dados in the tail section.

for reference). Switch to a $\frac{1}{4}$ " bit, and drill a pair of holes $\frac{3}{8}$ " deep into the top surface of the fuselage blank for the wing supports.

8 Bore a 1" hole through the fuselage for the pilot.

9 Fasten an auxiliary fence to your miter gauge. Using your miter gauge for support, cut $\frac{1}{8}$ " kerfs $\frac{1}{16}$ " deep in the top and sides of the fuselage. (To keep the kerfs $\frac{1}{4}$ " from the front of the fuselage, we attached a handscrew clamp to the miter-gauge fence to act as a stop.) Raise your blade 1" above the saw table and cut the kerf across the bottom edge. See the Fuselage Patterns Drawing for reference.

10 Mount a $\frac{1}{4}$ " dado blade to your tablesaw and raise the blade to 1" above the table surface. With the fuselage blank standing on end, use a push block to cut the rudder and elevator notches in the tail as shown in the photo at left.

11 Cut a 2"-wide dado $\frac{1}{4}$ " deep across the bottom edge of the fuselage for the bottom wing.

12 With the fuselage on its side, bandsaw the side view to shape. Tape the waste pieces to the fuselage, and cut the top-view pattern to shape. Sand the fuselage smooth.

13 Cut eight $\frac{3}{16}$ " dowels $\frac{1}{2}$ " long, and glue one into each exhaust hole. Sand the ends parallel to the side of the fuselage as shown on the Section View Detail accompanying the Exploded-View Drawing.

NOW, CUT AND SHAPE THE REMAINING PARTS

1 Transfer the full-sized patterns and hole centerpoints for the bottom and top wings (B, C), struts (D), elevator (E), rudder (F), propeller (G), landing-gear pieces (H), landing-gear support (I), and headrest (J) to $\frac{1}{4}$ " stock. (We used $\frac{1}{4}$ " cherry for all but the struts; for contrast, we used $\frac{1}{4}$ " maple for those.) Cut the parts to shape. Also, cut a $\frac{3}{8}$ " dowel $2\frac{1}{2}$ " long for the landing-gear axle.

2 Drill the holes where marked, and sand the parts smooth.

Continued on page 100



CARVE A  Print this article

HOLIDAY ANGEL

Celebrate the yuletide season with this festive and versatile pattern from the Heartland's Ron Mackey

At Ron Mackey's home in Lincoln, Nebraska, every workday has a holiday theme. Ron carves Christmas items in the summer heat,



Ron Mackey

switches to Easter in winter's cold, and fits other holidays in between.

Ron began carving full-time in 1985. Inspired by his wife Leeta's Christmas ornament collection, his career took off. He now sells his work in 14 states and his designs to the likes of Hallmark Cards.

Although many of Ron's pieces reflect a folk-art carving style, his real love lies in classical European carving. "The angel is a perfect example," Ron says. "It's all knife and gouge work. No finishing with sandpaper allowed!" And, true to old-world craftsmanship, he carves *all* surfaces, including backs and edges, "So they feel good."

Choose the size of your angel, then start carving

By enlarging the tree-ornament angel pattern shown about three

times, you'll have the makings of a dandy wall plaque or door hanging. Or, reduce it about 40 percent for a lapel-pin-sized carving.

To make an ornament, start with a 5 5/16 x 3 3/4 x 7/16" piece of basswood. Transfer the pattern to the wood, and cut out the rough with a bandsaw. Next comes the hardest part, according to Ron.

"Drill the hole between the neck, hand, and shoulder with a Forstner bit or a brad-point, the size depending on the angel you're making (pin, 3/32"; ornament, 5/16"; plaque, 1/2" overlapping holes). Use a gouge or knife to reshape the round hole," Ron advises.

Next, cut down the surface of the angel's back wing. "The more you lower it, the more shadow effect you'll get," says the carver. Ron shaved this angel's wing by one-third the wood thickness—about 1/4". Then, redraw the feather lines.

With a knife, make the stop cuts that outline the feathers on

both wings. Next, shape them with a flat chisel gouge and a small no. 5 or 7 shallow U-gouge.

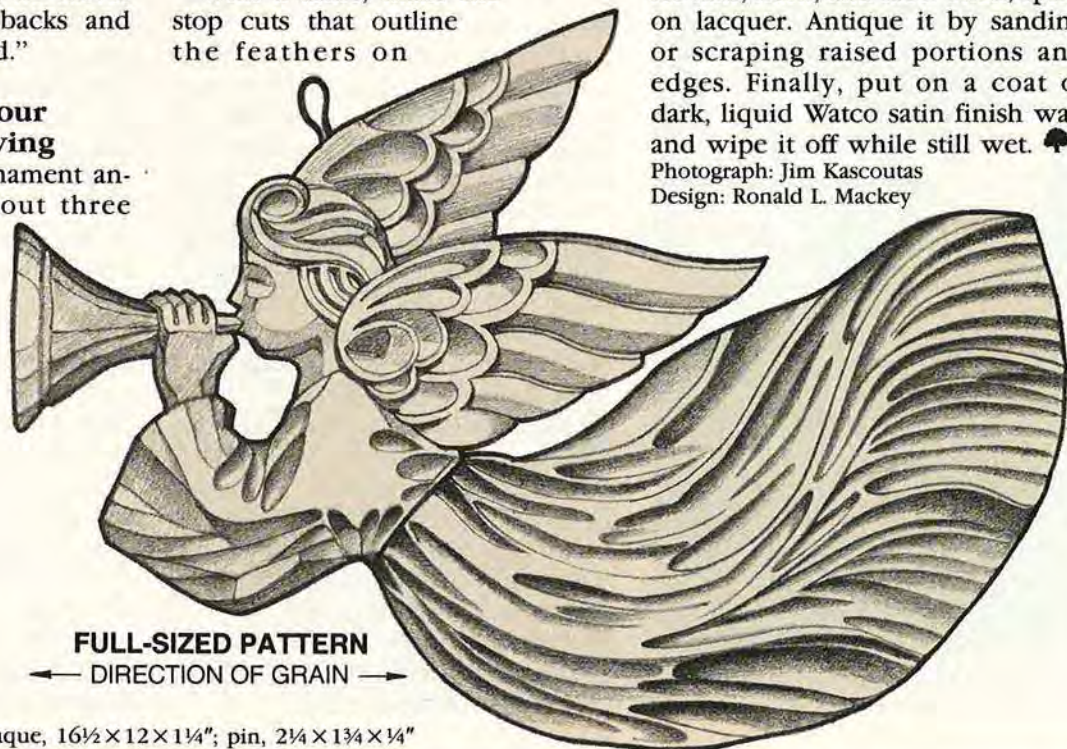
Using a no. 5 gouge, carve the depths of the gown drapery with long flowing cuts. "You're actually carving shadows," says Ron.

After you complete the wings and gown, turn to the hair and carve it as you did the wings. To shape the face, start at the chin with a U-gouge and cut a chamfer in one continuous motion up to the forehead. Then, make a gouge for the eye socket. With a knife or V-tool, cut a notch for the eye. "If you chip the trumpet," Ron notes, "give her a smaller horn."

Antiquing a heavenly finish

For a clear finish, Ron applies a cabinetmaker's wax over a light stain or oil. To paint the angel, lay down a coat of white acrylic. Add a wash of light blue and other colors for hair, horn, and face. Then, spray on lacquer. Antique it by sanding or scraping raised portions and edges. Finally, put on a coat of dark, liquid Watco satin finish wax and wipe it off while still wet. ♣

Photograph: Jim Kascoutas
Design: Ronald L. Mackey



One in a collection of regional patterns from the nation's top carvers

Other carving block sizes: plaque, 16 1/2 x 12 x 1 1/4"; pin, 2 1/4 x 1 3/4 x 1/4"

CONTROL THE SPEED OF YOUR ROUTER - ROUT AT THE SPEED THAT GIVES THE BEST RESULTS WITH THE WOOD AND BIT YOU ARE USING!



FEATURES:

- Speed Adjustable from Full Speed to 0 RPM
- Full Horsepower and Torque at All Speeds
- Go Back and Forth from Any Pre-Set Speed to Full Speed at the Flip of a Switch
- Works with All Routers 3 HP or Less
- 120V 15 Amp
- Gives Your Router a Feature Only Available on Routers Costing Hundreds of Dollars!

NOW ONLY **\$39.95** Order Item #200

- Less Tear Out
- Feed at Comfortable Rate
- Better, Safer Results with Large Diameter Bits
- Less Wear on Bits
- Less Noise and Softer Starts at Lower Speeds
- Stops Burning

EASY TO USE - Simply plug in Speed Control and plug your router into the Speed Control - turn dial for best results. (Speed Control has a clip that can be worn on your belt or hung on wall or left loose.)

• Reduces speed electronically without reducing torque; electronic feed-back maintains speed by increasing voltage to motor as load increases.

CARBIDE TIPPED ROUTER BITS PROFESSIONAL PRODUCTION QUALITY GUARANTEED WHEN ORDERING ANY THREE OR MORE DEDUCT \$1.00 EACH. ALL PRICES ARE POSTAGE PAID

ITEM NO.	BEST CUT BEST PRICE	DESCRIPTION	ANGLE/DEPTH/RADIUS CIRCLE DIAMETER	LARGE DIA.	CUTTING LENGTH	SHANK SIZE	PRICE
#490		1 1/4" Classical		1 1/4"	5/8"	1/4"	\$25.00
#491		1 1/2" Classical		1 1/2"	3/4"	1/4"	\$25.00
#792		1 1/2" Classical		1 1/2"	7/8"	1/2"	\$25.00
#231		5/32" Roman Ogee	5/32" R	1 1/4"	1 5/32"	1/4"	\$17.00
#232		1/4" Roman Ogee	1/4" R	1 1/2"	3/4"	1/4"	\$18.00
#661		1/4" Roman Ogee	1/4" R	1 1/2"	3/4"	1/2"	\$21.00
#340		1/8" Cove	1/8" R	5/8"	1/2"	1/4"	\$12.00
#341		1/4" Cove	1/4" R	1"	1/2"	1/4"	\$13.00
#342		3/8" Cove	3/8" R	1 1/4"	3/16"	1/4"	\$14.00
#343		1/2" Cove	1/2" R	1 1/2"	5/8"	1/4"	\$15.00
#644		3/4" Cove	3/4" R	1 7/8"	3/4"	1/2"	\$28.00
#350		1/8" Round Over	1/8" R	3/4"	1/2"	1/4"	\$11.00
#351		3/16" Round Over	3/16" R	7/8"	1/2"	1/4"	\$11.00
#230		1/4" Round Over	1/4" R	1"	1/2"	1/4"	\$12.00
#354		3/8" Round Over	3/8" R	1 1/4"	5/8"	1/4"	\$15.50
#355		1/2" Round Over	1/2" R	1 1/2"	3/4"	1/4"	\$17.00
#656		3/4" Round Over	3/4" R	2"	7/8"	1/2"	\$21.00
#657		1" Round Over	1" R	2 1/2"	1"	1/2"	\$33.00
#370		3/8" Rabbeting	3/8" Deep	1 1/4"	1/2"	1/4"	\$14.00
#670		3/8" Rabbeting	3/8" Deep	1 1/4"	1/2"	1/2"	\$14.00
#366		1/8" Slot Cutter	3/8" Deep	1 1/4"	1/8"	1/4"	\$14.00
#368		1/4" Slot Cutter	3/8" Deep	1 1/4"	1/4"	1/4"	\$14.00
#403		3/8" Dovetail	9 degree	3/8"	3/8"	1/4"	\$ 7.50
#405		1/2" Dovetail	14 degree	1/2"	1/2"	1/4"	\$ 8.50
#409		3/4" Dovetail	14 degree	3/4"	7/8"	1/4"	\$10.50
#709		3/4" Dovetail	14 degree	3/4"	7/8"	1/2"	\$10.50
#402		3/8" Dovetail	8 degree	3/8"	1/2"	1/4"	\$12.00
#404		1/2" Dovetail	8 degree	1/2"	1 3/16"	1/4"	\$12.00
#708		1 1/8" Dovetail	8 degree	1 1/8"	1"	1/2"	\$17.50

ITEM NO.	BEST CUT BEST PRICE	DESCRIPTION	ANGLE/DEPTH/RADIUS CIRCLE DIAMETER	LARGE DIA.	CUTTING LENGTH	SHANK SIZE	PRICE
#415		1/4" Core Box	round nose	1/4"	1/4"	1/4"	\$10.00
#416		3/8" Core Box	round nose	3/8"	3/8"	1/4"	\$11.00
#417		1/2" Core Box	round nose	1/2"	1 1/2"	1/4"	\$14.00
#418		3/4" Core Box	round nose	3/4"	5/8"	1/4"	\$15.00
#719		1" Core Box	round nose	1"	3/4"	1/2"	\$18.00
#470		1/4" Straight	plunge cutting	1/4"	3/4"	1/4"	\$ 7.00
#471		5/16" Straight	plunge cutting	5/16"	1"	1/4"	\$ 7.00
#472		3/8" Straight	plunge cutting	3/8"	1"	1/4"	\$ 7.00
#474		1/2" Straight	plunge cutting	1/2"	1"	1/4"	\$ 7.00
#775		1/2" Straight	plunge cutting	1/2"	2"	1/2"	\$14.00
#476		9/16" Straight	plunge cutting	9/16"	1"	1/4"	\$ 7.00
#478		5/8" Straight	plunge cutting	5/8"	1"	1/4"	\$ 8.00
#479		3/4" Straight	plunge cutting	3/4"	1"	1/4"	\$10.00
#781		1" Straight	plunge cutting	1"	1 1/2"	1/2"	\$12.00
#500		3/8" Flush	Trimming	3/8"	1/2"	1/4"	\$ 7.00
#502		1/2" Flush	Trimming	1/2"	1/2"	1/4"	\$ 7.50
#503		1/2" Flush	Trimming	1/2"	1"	1/4"	\$ 8.50
#804		1/2" Flush	Trimming	1/2"	1 3/16"	1/2"	\$ 9.00
#545		Tongue & Groove	Straight	1 5/8"	1"	1/4"	\$30.00
#845		Tongue & Groove	Straight	1 5/8"	1"	1/2"	\$30.00
#546		Tongue & Groove	Wedge	1 3/16"	1"	1/4"	\$30.00
#846		Tongue & Groove	Wedge	1 5/8"	1"	1/2"	\$30.00
#450		1/8" Beading	1/8" R	3/4"	1/2"	1/4"	\$11.00
#451		3/16" Beading	3/16" R	7/8"	1/2"	1/4"	\$11.00
#233		1/4" Beading	1/4" R	1"	1/2"	1/4"	\$13.00
#453		5/16" Beading	5/16" R	1 1/8"	1/2"	1/4"	\$14.00
#454		3/8" Beading	3/8" R	1 1/4"	5/8"	1/4"	\$15.50
#455		1/2" Beading	1/2" R	1 1/2"	3/4"	1/4"	\$17.00
#375		45 degree Chamfer	45 degree	5/8"	1 1/2"	1/4"	\$15.00
#676		45 degree Chamfer	45 degree	7/8"	1 7/8"	1/2"	\$23.00

New 24-page catalogue now available, featuring hundreds of bits.

MAKE BEAUTIFUL RAISED PANEL DOORS . . . WITH YOUR 1/4" ROUTER!

Professional production quality bit makes it quick and easy to produce matching rails and stiles — the panel raising bit with ball bearing guide makes the raised panel perfect every time.

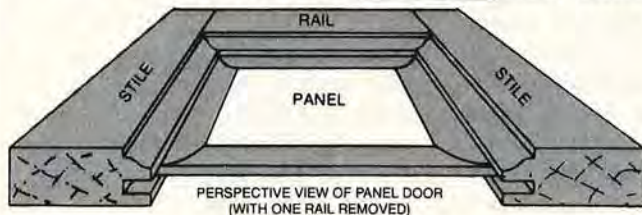
SET ALSO AVAILABLE IN 1/2" SHANK - \$79.95 - Item #852

SAVE 55%

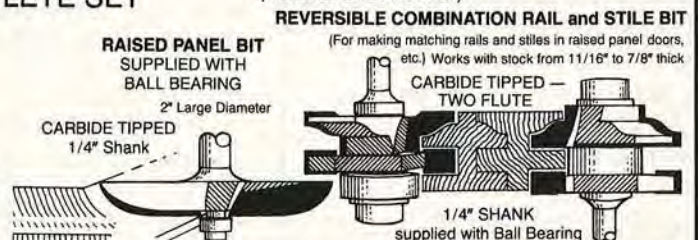
SALE PRICE **\$69.95** FOR COMPLETE SET

Regular value Over \$150.00

ORDER ITEM # 554 for 1/4" Shank Set (Includes all bits shown)



PERSPECTIVE VIEW OF PANEL DOOR (WITH ONE RAIL REMOVED)



RAISED PANEL BIT SUPPLIED WITH BALL BEARING 2" Large Diameter

REVERSIBLE COMBINATION RAIL and STILE BIT

(For making matching rails and stiles in raised panel doors, etc.) Works with stock from 11/16" to 7/8" thick

CARBIDE TIPPED — TWO FLUTE

1/4" SHANK supplied with Ball Bearing

To order by Master Charge or Visa Call Toll Free, 7 Day - 24 Hour Order Service
1-800-533-9298 or send check to: **MLCS Ltd., P.O. Box 4053DF, Rydal, PA 19046**

NOW! Get in on the PROFITS in

SMALL ENGINE REPAIR!



Start your own making business!

Work part time, full time—right at home—we help you every step of the way.

No doubt about it... as a small engine pro, you can cash in on the huge demand for qualified men in one of America's fastest growing industries. You'll be able to command top hourly rates of from \$25.00 to \$30.00 per hour—and that's just for labor. A simple tune-up earns as much as \$49.95 for less than an hours work, and parts, engines and accessories will add even more to the profits.

Plenty of business waiting for qualified men. 65,000,000 Small Engines Are In Use Today!

That's the official count from the Engine Service Assn., and one-million new engines are being built each month. With fully accredited Foley-Belsaw training, you can soon have the skills and knowledge to make top money servicing these engines. People will seek you out and pay you well to service their lawnmowers, tillers, edgers, power rakes, garden tractors, chain saws, minibikes, snowmobiles, generators, go-carts, paint sprayers, snowblowers... the list is almost endless.



Professional Tools and Equipment, PLUS 4 H.P. Engine ALL YOURS TO KEEP... All at No Extra Cost. NO EXPERIENCE NECESSARY!

You don't need to be a 'born mechanic' or have any prior experience. You can master this profitable trade right at home in your sparetime. Lessons are fully illustrated... so clear you can't go wrong, and with our famous 'learn-by-doing' method you get practical 'hands-on' experience. We also show you how to get business, what to charge, where to get supplies wholesale... all the inside tricks of the trade you need to assure success right from the start.

Send for FREE Facts—Do It TODAY!

NO Obligation—NO Salesman Calls!

You risk nothing by accepting this offer to see how easily you can learn the skills you need to increase your income in a high-profit business of your own. Just fill in and mail coupon below (or send postcard with name and address) to receive full information by return mail.

RUSH COUPON TODAY
Foley-Belsaw Institute
6301 Equitable Rd.
Dept. 51736
Kansas City, Mo. 64120



FREE BOOKLET!

Send for your copy today!

FOLEY-BELSAW INSTITUTE
6301 Equitable Rd., Dept. 51736
Kansas City, Mo. 64120



YES, please send me the FREE booklet that gives full details about starting my own business in Small Engine Repair. I understand there is No Obligation and that No Salesman will call on me.

NAME _____

ADDRESS _____

CITY _____

STATE _____

ZIP _____

TOOL INDUSTRY INSIDER



AEG DEVELOPS FUTURISTIC SILENT MOTOR

Imagine a disc-shaped motor that's about 1/2" thick and 3" in diameter. Now, imagine that motor powering along without making noise, and you have a pretty good idea of a prototype motor that has been developed by AEG in Frankfurt, Germany. While turning at about 100 rpm, the motor generates a lot of torque—we couldn't slow it down by firmly grasping the shaft. With more than 7,600 people involved in research and development in everything from superconductors to environmental protection, it wasn't surprising to see AEG on the forefront of this technology.

The apparatus, called a piezoelectric motor, uses resonant vibrations induced by piezo ceramics rather than the magnetic field created by the windings of universal motors. Currently, all portable power tools use universal motors.

How long before you see this technology in a drill, for example? We put this question to Dr. Wolfgang Schneider, director of AEG's research institute, while on a recent tour of the company's German facilities. "The motor could be used as early as 1991 in the window-lifting device in Mercedes-Benz automobiles (Daimler-Benz owns Mercedes-Benz and AEG). And, the technology is also available to AEG's power tool division."

Wolfgang Scheunemann of AEG's public relations department quickly pointed out that engineers haven't realized all of the motor's potential. "Like the development of the light bulb, we see many improvements ahead for this motor before it gains wide use in tools, automobiles, or any other applications."

A prototype version of AEG's piezo-electric motor produces plenty of torque and no perceptible noise.



HITACHI BUILDS POWER TOOLS IN GEORGIA

Thanks to the strength of the yen, more and more Japanese manufacturers have seen fit to produce their wares in the U.S. From cars to power tools, Japanese manufacturing facilities have sprouted up around the U.S. during the 1980s. Now, Hitachi plans to assemble power tools in Norcross, Georgia, joining fellow Japanese tool makers Makita and Ryobi who already have U.S. plants. Makita recently doubled the size of

its Georgia facility. Ryobi assembles power tools in Chandler, Arizona.

"Manufacturing some of our tools in the U.S. will allow us to deliver those products faster to dealers," a company official told us. "In the past, we had to wait three to four months between the time of order and time of delivery." At present, Hitachi plans to make only demolition and rotary hammers in its Norcross plant. ♣

Quickest Way to Round Edges

Actually size is
7" x 2" x 1"



Finally, a simple hand tool that quickly and precisely rounds over sharp edges! Choice of bodies in Rockmaple or Black-walnut. Radi-Plane Professional Edge Finishing Tools.

Now available from your finer wood-workers supply catalogs and retailers. Call 800-326-5415 for dealer nearest you. Dealer inquiries welcome.

L.A. Mathers Co. **RADI-PLANE**
Stockton, Calif.

FULL SIZE

CHRISTIAN

Scroll/Band Saw Patterns

Crosses

Doves

Music

Acrostics

& More!



Great for gifts, church bazaars, craft fairs, etc.!

8 Wood Cutout Patterns

For \$6*

1 Peter 2:21

IN HIS STEPS

4089 Via del Bardo

San Diego, California 92073

*CA Residents add 7% Sales Tax

WOOD
magazine

can work for you
selling your products

If you would like more
information about
advertising in *WOOD*,
contact:

Terry McIntyre
WOOD Magazine
750 Third Avenue
New York, NY 10017
212-551-7130



This VET Did It - and YOU Can Do It Too!

"War injuries left me badly handicapped, but now I'm a financial success as a Locksmith, thanks to your training. Besides, the work is fascinating. If I can do it anybody can." — Glen Johnson, Larned, Kan.



Make Up to \$26.00 an Hour — even while learning!

Train FAST at Home!

Be a LOCKSMITH!

If you enjoy fixing things, you're a "natural" to make hundreds of EXTRA DOLLARS a year in the fascinating business of Locksmithing. Rising crime has increased demand for service a thousandfold. Yet there's only one Locksmith for every 17,000 people!

COLLECT CASH PROFITS ALMOST AT ONCE!

You're "in business" ready to make \$10 to \$26.00 an hour a few days after you begin Foley-Belsaw's shortcut training. Easy illustrated lessons complete with ALL practice equipment PLUS

- ALL TOOLS YOURS TO KEEP
- KEY MACHINE YOURS TO KEEP
- EXPERT PERSONAL ASSISTANCE
- BUSINESS-BUILDING HELP

enable you to get your share of this always-profitable business. Hundreds we've trained are doing it. So can YOU.

MAIL COUPON to discover how Locksmithing can keep the extra money coming in during spare time — or in your own full-time business. Ideal for retirement—good jobs, too.

FOLEY-BELSAW INSTITUTE
6301 Equitable Rd., Dept. 11706
Kansas City, Mo. 64120

N. Hunt, Wilmington, Del.—"I make \$50 a week extra."

R. Davis, St. Louis, Mo.—"I cleared \$110 last Saturday."

Ed Boyle, Pittsburgh, Pa.—"My business going at top speed. I'm moving to bigger quarters."



MAIL THIS COUPON • NO SALESMAN WILL CALL

FOLEY-BELSAW INSTITUTE
6301 EQUITABLE RD., DEPT. 11706
KANSAS CITY, MO, 64120



Rush FREE book, "Keys to your Future."

Name _____

Address _____

City _____ State _____ Zip _____

THIS DO-ALL PRO KEY MACHINE YOURS TO KEEP!



FREE

Can add \$50 to \$100 a week to your income... and doesn't cost you a penny extra!



Build this 1929 Mercedes Benz SSK

for only \$19⁹⁵
including free gifts,
shipping & handling
(A \$30⁰⁰ Value)

Detailed and Designed to 1/24 of the full size original. The Mercedes Car Kit features precision cut solid hardwood parts and base, handsome brass details and name plate, automobile history card and instructions for assembly/finishing. You'll receive FREE finishing materials to complete your car kit and a Club Map Case for the history cards and your Club Membership Certificate

The *Vintage Car Club of America* series spans automotive history from 1912 to 1957, including distinguished models such as the 1931 Rolls Royce Phantom, 1957 Chevy, 1929 Ford Model A and 1953 Corvette. The complete series of Vintage Car kits are not sold in hobby shops or stores and are available exclusively by mail order.

Complete satisfaction guaranteed. Send for your Mercedes Benz kit today for only \$19.95 and receive a two blade stainless steel pocket knife absolutely free. If you are not completely satisfied, keep the finishing materials, map case and pocket knife, simply return the car kit for a full refund. Keep the Mercedes Benz and you will become a certified member of the Vintage Car Club of America and have the opportunity to purchase, if you wish, additional quality Car Kits on a monthly basis. However, you are not obligated to buy any additional kits — ever!

To receive this special offer, a \$30.00 value for only \$19.95, mail the coupon today.

Mail to: **Vintage Car Club of America**
Division of Craftmark, Inc. OW-03
147 Lake Street, Delaware, Ohio 43015

Please send me the Mercedes Benz and enroll me in the Vintage Car Club of America. I understand I will receive a second Vintage Car kit approximately one month after receipt of the first. Should I not be completely satisfied, I may refuse delivery of the second shipment by writing "Cancel me" on the shipping label. When I keep the second shipment, I will be a regular member and receive a different Vintage Car kit each month for \$19.95 plus \$3.45 for shipping and handling. Of course, I may return any shipment within 30 days of receipt and I am not obligated to accept any minimum number of car kits.

FREE BONUS

FREE BONUS! Act now and receive your trial size finishing kit, map case and pocket knife absolutely free.

Name _____

Address _____

City _____ State _____ Zip _____

For Ohio delivery, add 6% sales tax

Enclosed is a check or money order for \$19.95 (includes shipping & handling)

Please charge my _____ MasterCard _____ Visa for \$19.95 (includes shipping & handling)

Card Number _____

Exp. Date _____

Signature _____



SPECIAL OFFER

BRANDING IRON

For hard and soft wood

\$24.00

Plus \$2.00 for shipping and handling
Nebr. residents add correct sales tax

HAND CRAFTED BY YOUR NAME HERE

SATISFACTION GUARANTEED or your money back

- Shipped in 1 week
- Solid brass head — deep cut letters
- First Line: HAND CRAFTED BY — as above
- 2nd line: Your choice — 20 characters/spaces max.
- Compact size
- As above but with 3rd line — \$37.00 + \$2.00

ORDER TOLL FREE 1-800-826-7606 (except Nebraska)
In Nebraska 1-402-464-0511

For free brochure, write or call (402) 464-0511

Order by mail from: **NOVA TOOL CO.**
12500 Finguan Dr., Dept. BH
P.O. Box 29341, Lincoln, NE 68529

VISA MasterCard

FULL SIZE WOODCRAFT PATTERNS

SIMPLE TO MAKE * FUN * PROFITABLE

- 200 pattern packet for scroll, band & jigsaws
- "Country Critters" - 100 patterns, unique projects
- 6 enjoyable "Wind-Action" whirligigs
- "Country Classics" - best selling country projects
- 100 yard ornaments, animals, birds and more
- 17 "Show Stoppers" - craft show best sellers

Send \$7.00 per blueprint packet or choose any 3 FOR ONLY \$14.00.

Fast Service • Satisfaction Guaranteed!

ACCENTS Dept. MA119, Box 7387, Gonic, NH 03867

Catalog of 1000 patterns \$2.00 (Free with order)

Great Gift Ideal SALE
was \$13.95
\$9.95
+ S&H

THE ONIT

Simple to Build!
Full Size Templates!

Easy to make multi-purpose furniture. Just flip it over and it turns into a Chair, Ironing Board, or Step Ladder.

A Great Gift or Craft Show Item. Impress your friends, family or customers with the ONIT.

Send \$9.95 plus \$1.50 (S&H) to: **GOLD COUNTRY WOODWORKS, Dept. G89**
1615 Wimbledon Dr., Auburn, CA 95603

MONEY BACK GUARANTEED

MAKE THESE!

WAGNER SAFE-T-PLANER

Fits Drill Press or Radial Arm Saw

ABSOLUTELY SAFE!
Impossible to Grab or Kick Back

PICTURE FRAMES, RAISED PANELS, ROSETTES, PLANES, RABBETS, TENONS, MOULDINGS

KIT INCLUDES: 3 lifetime hi-speed steel cutters, grinding wheel, arbor, wrench, 8 pg. photo instructions.

MONEY BACK GUARANTEE!

DRILL PRESS KIT \$35.00 **RADIAL SAW KIT \$40.00**
\$2.50 S&H OK ADD TX. (State Make, Model, Shaft Dia)

Order Direct—Write For Free Literature

G & W Tool, Inc.
P.O. Box 691464
Tulsa, OK 74169
(918)-486-2761

"Quality Planers Since 1956"

WOOD PARTS

1 3/4" Mini Shaker Peg	6.00/100
3 1/2" Reg. Shaker Peg	15.00/100
Reg. Candle Cup	16.00/100
1" Wheel	4.00/100
1/4" Axel Pegs	3.50/100
1 5/8" Sawtooth Hanger	3.00/100
1 1/2" Birch Spindle	8.25/100
1 1/2" Oak Spindle	11.50/100

ORDERS UNDER \$25.00 ADD \$2.50 SHIPPING
OVER \$25.00 SHIPPED FREE IN USA
QUALITY - PRICE - SERVICE

AMERICAN WOODCRAFTERS SUPPLY
R.R. 2, Box 147 24 Page Catalog
Riceville, IA 50466 75c or
515-985-4032 FREE with Order

WOODWORKERS

Save on Wood - Tools - Supplies!

OVER 4000 ITEMS

Finest Dimensioned **HARDWOODS** and **Quality VENEERS**
42 VARIETIES
1/64" to 4" Thickness

Fast service on choice kiln dried Wood and Veneers, Moldings, Trim, Hand and Power Tools, Lamp Parts, Upholstery Supplies, Clock Movements and Kits, Hard-to-Find Hardware, Finishing Materials, Books ... over 4000 items in stock! Craftsman — Woodworker's best friend.

Send for New 1989 148 Page Money Saving **CATALOG**

OUR 59th Year

CRAFTSMAN WOOD SERVICE
Dept. WM-119, 1735 W. Cortland Ct., Addison, IL 60101
Please enclose \$1.00 to help pay postage and handling.

SALE

step up to **Makita Power Tools**

TOLL FREE 1-800-247-7178

Cordless Driver-Drill
2-Speed, Variable Speed, Reversible
Model 6093DW
Sale Price — \$126.95

Portable 12" Planer
Model 2012
Sale Price — \$499.00

Orbital Variable Speed Jig Saw
Model 4301BV
Sale Price — \$144.95

1/4" Trimmer Tilt Base
Model 3702B
Sale Price — \$119.95

3/8" Drill with Keyless Chuck
Model 6402X
Sale Price — \$109.95

CALL TOLL FREE FOR OUR LOW PRICES ON OTHER MAKITA TOOLS. In Wisconsin Call 608-244-4777.

5% Sales Tax for Wisconsin Residents.
HOURS: 8:00-4:30 Monday-Friday.
VISA • MasterCard • Money Order • Check

FREE FREIGHT On All Tools

MARLING LUMBER COMPANY
1804
P.O. BOX 7668
1801 EAST WASHINGTON AVE.
MADISON, WI 53707

IN CONTINENTAL U.S.A.

Free Catalog Subscriptions

Woodworkers! Carvers!

Call for yours today!

Woodworking Catalog

2 new, full-color catalogs are here for your browsing pleasure. Woodcraft's Fall Woodworking Catalog and Carving Catalog are packed with over 4,000 new and best-selling tools, supplies, kits & books. Ask for one or both!

Our advice is free, too!

Wondering what basic woodturning tools you need? How to get started in wood carving? Need help with a project? Our friendly, expert technical reps are just a free phone call away. Call them today! It's all part of the service you can expect from Woodcraft.

Call free 1-800-225-1153

Or write to:

WOODCRAFT
Dept. WBH119, Wood County Park #210
P.O. Box 1686, Parkersburg, WV 26101

KELLER DOVETAIL SYSTEM

"In a class by itself . . ."

. . . made exceptionally clean cuts. It has several advantages over the other jigs. Cleverly simple!" — WOOD Magazine

Now, NEW MODELS

Cut through dovetails with your router and get it right the first time.

See your Dealer or contact:
KELLER & CO., Dept. G119
1327 I Street, Petaluma, CA 94952
(707) 763-9336

Wood-Mizer®

World's Largest Manufacturer Of Portable Sawmills

OWN YOUR OWN SAWMILL
Four Models To Choose From
BUY DIRECT

1(800)553-0219

In Indiana call: (317) 271-1542

FREE 44-page catalog or use your MasterCard or VISA to order our 50-minute demonstration video—\$10.00

Wood-Mizer Products, Inc. • Dept. QQ40
8180 W. 10th St., Indianapolis, IN 46214-2430

TABLETOP EASEL

continued from page 88

3 Transfer the full-sized Canvas Rest and Holder Patterns, hole centerpoints, and dado locations shown on page 88 to the strip. Cut the 1 1/8" dadoses 1/8" deep where marked on the back side (the side adjacent the 1/2" rabbet). Drill 3/32" holes 1/2" deep from the back side (same side as the dadoses), and cut the ends of the pieces to shape.

4 Sand or rout 1/8" round-overs along the edges of the canvas holder and rest where shown on the Exploded-View Drawing.

5 Cut two pieces of wet/dry sandpaper to the sizes shown on the Exploded-View Drawing. Using double-faced tape or glue, adhere the pieces to the rabbets in the canvas holder and rest where shown on the drawing. The sandpaper helps prevent the artwork from sliding around in the rabbet.

FINAL ASSEMBLY

1 Mask the sandpaper adhered to the canvas rest and holder, and apply the finish to all the parts, rubbing lightly with 0000 steel wool between coats. (We applied an aerosol lacquer, Deft Clear Wood Finish.) After the finish dries, remove the masking tape.

2 Fasten the canvas rest and holder to the the center post assembly with #6x3/4" brass wood screws and brass washers. Use the same-sized screw to fasten the center post assembly to the spreader.

3 Tape the rear leg (B) in position against the hinge (D). Using the previously drilled 3/16" hole in the top of the rear leg as a guide, drill a 3/16" hole through the hinge. Cut a 3/16" dowel to 3/4" in length. Stain the ends of the dowel to match the walnut (walnut dowels are not commonly available in 3/16" diameter). With the holes aligned, insert the 3/16" dowel through the holes to act as a hinge pin. ♣

Project Design: Jim Boelling
Photographs: Jim Kascoutas; Bob Calmer
Illustrations: Kim Downing; Bill Zaun



SAVE \$\$\$

on Machinery, Tools & Supplies

LEARN

the Newest Techniques

SEE

the Latest in Woodworking

at

CENTRAL NEW YORK STATE SHOW

November 3-5

NY State Fairgrounds, Syracuse, NY

CENTRAL PENNSYLVANIA SHOW

November 17-19

Harrisburg Farm Complex, Harrisburg, PA

VIRGINIA SHOW

January 6-8

Norfolk Scope, Norfolk, VA

COLUMBUS, OH SHOW*

January 13-15

Veterans Memorial Hall, Columbus, OH

LONG ISLAND SHOW

January 19-21

Hofstra University, Hempstead, NY

ADMISSION \$6.00

FREE SEMINARS WITH ADMISSION

SHOW HOURS:

Fri. 5-9pm / Sat. 10am-6pm / Sun. 10am-5pm

*Columbus, OH Show: Fri. Noon - 6pm

INFO: 1-800-521-7623 or 603-536-3876

WANA / POB 706 / Plymouth, NH 03264

**ANYTIME
ANYWHERE
ANYWOOD**
mold plane and edge



Professionals and hobbyists alike know the strengths of the W&H molder-planer. Superior US-made construction and quick two-minute cutter changes make it a snap to cut moldings and plane hardwoods. It's fast, easy, and super-smooth.

Our five-year warranty and free 30-day trial are your assurance that W&H goes the distance.

**Mail this ad or call us toll-free today.
1-800-258-1380 in NH 603-654-6828**

Williams & Hussey
Riverview Mill
P.O. Box 1149 Dept. 239KM
Wilton, NH 03086

YES! Send your free information kit today.

Name _____
Address _____
City _____ State _____ Zip _____



TAUNTON
BOOKS & VIDEOS

...by fellow enthusiasts

from the publishers of
Fine Woodworking magazine



**New
Video**

**A great
project starts
with plans.**

(But we don't stop there.)

Want to build your own Shaker-style dining table? We'll give you the plans and a chance to watch a superb craftsman make the piece. You'll also get a wealth of solid information you can use on furniture projects time and time again. You'll discover shop set-up tips, how to use a variety of tools and machines effectively and more. Includes booklet. 60 min.

100117

Risk-Free Invitation

Yes, please send me *Build a Shaker Table with Kelly Mehler* to examine free for 14 days. If I'm not completely satisfied, I may return it and the plans booklet and owe nothing. Otherwise I'll be billed \$29.95, plus \$2.50 postage and handling (CT residents add 8% sales tax).

Check one: VHS (#060041)
 Beta (#060042)

I prefer to pay now: Payment enclosed

NAME _____
ADDRESS _____
CITY _____
STATE _____ ZIP _____

Mail to: The Taunton Press
63 S. Main St., Box 355
Newtown, CT 06470

"Come Back to American Made Quality - Come Back To Eagle"

ROUTER BITS

Free Catalog



Made
In
U.S.A.

Send for the complete 52 page mail-order catalog featuring over 900 different router bits, shaper cutters and accessories.

Send me a FREE catalog via 3rd class mail. (Allow 4-6 week delivery.)

RUSH me a copy TODAY via first class mail. I've enclosed a check for \$3.00 for special postage and handling.

BONUS - You will receive with your catalog a \$5.00 refund good towards your first purchase.

MAIL COUPON TO: **Eagle America**
BOX 1099 CHARDON, OH. 44024

BHGW

Name _____
Address _____
City _____ State _____ Zip _____

TOY WHEEL MAKER

WHEELRIGHT

WITH THE WHEELRIGHT AND YOUR DRILL PRESS YOU CAN MAKE 1 3/8" TO 4 1/2" TOY WHEELS.

ROSETTE TOOL

MAKE OLD STYLE ROSETTE TRIM BLOCKS WITH THE ROSETTE TOOL AND YOUR DRILL PRESS.

24 INCH SCROLL SAW

YOU CAN EASILY BUILD YOUR OWN 24" PRECISION SCROLL SAW FROM OUR KIT. VERY AFFORDABLE!

PEDAL POWERED SCROLL SAW

REPRODUCTION OF THE 1870 BARNES VELOCIPEDE NO. 2 PEDAL SCROLL SAW. GREAT FOR SHOWS!

\$1.00 FOR CATALOG AND FREE TOY PLAN

THE TOOL COMPANY

PHONE 816-537-6308

5271 RAIN TREE PARKWAY, DEPT. W119,
LEE'S SUMMIT, MO 64082

ANTIQUE reproduction
furniture **HARDWARE**



HORTON BRASSES

Nooks Hill Rd. PO Box 120J
Cromwell, Ct 06416 203-635-4400
send \$3.00 for a catalog

Get Klockit's

FREE
76-PAGE CATALOG

**Welcome to
Clockmaking!**

An exciting hobby that's easy, fun, and a great source of extra income!

Klockit's newest catalog features the lowest prices on



- Quartz & Mechanical Clock Movements
 - Kits • Dials • Hardware
 - Music Movements and Boxes
 - Woodworking Tools, Craft Supplies and More
- Our largest catalog ever!**

TO ORDER YOURS CALL TOLL-FREE

Name _____
Address _____
City _____ State _____ Zip _____

KLOCKITTM Dept. WD129
P.O. Box 542, Lake Geneva, WI 53147

Factory Direct—Solid Kitchen Cart



Model #KC2029
Assembled Size 28 x 20 x 32-3/4

Constructed of select North American Hardwood in a natural finish 1-1/4" thick Butcher Block. Top Work surface is 20" x 28".

Wire basket for storage in addition to 2 white shelves 2 sided grids with 6

hooks for hanging gadgets and utensils. All on 4 easy-rolling casters.

Price \$95.00 (Plus \$9.50 Freight & Handling)

To order: Send check or money order with your phone number to:

W.I.P., Inc.
60 S. Washington St.
Canton, PA 17724

Quality

EXOTIC LUMBER

**Figured Domestic
Turning Wood**
*Exceptional Quality
Personal Friendly Service*

Whether you are a Beginner or Professional, We welcome your inquiries

Call or Write.

BereaHardWoods.co.

125 JACQUELINE DRIVE • BEREA, OHIO 44017
216-243-4452

**BARNSTORMING
BIPLANE**

Continued from page 93

**THE LANDING GEAR MAKES
FOR SMOOTH TAKEOFFS**

1 With a brad-point bit in your drill press, drill a 3/16" hole 3/8" deep centered in both ends of the axle.

2 Glue and tape the axle and support (I) between the landing-gear parts (H).

3 Later, drill a pair of 1/8" holes 5/8" deep through the landing gear and into the support. Cut two 1/8" dowels 5/8" long and glue in the holes.

4 With 3/16 x 3/4" toy axles, secure 1/4"-diameter toy wheels to the landing gear. Be careful to keep the wheels spinning freely.

5 With 1/8" dowels, glue and clamp the landing-gear assembly to the underside of the bottom wing (B). If the 1/8" dowels protrude above the top surface of the bottom wing, sand them flush.

**THE WINGS AND PROPELLER
COME NEXT**

1 Glue and clamp the bottom wing into the dado in the fuselage.

2 Cut four 1/8" dowels 5/8" long. Use two of the dowels to glue and dowel the struts (D) to the bottom wing. Check for square.

3 Cut two 1/4" dowels to 1 1/4" long. Using these two 1/4" dowels and the 1/8" dowels cut in the previous step, glue and dowel the top wing (C) to the struts and fuselage.

4 Mount the propeller to the plane with a 3/16 x 3/4" toy axle. To keep the propeller spinning freely, don't push the axle in too far.

**ASSEMBLE THE PLANE
AND TAXI FOR TAKEOFF**

1 Glue the headrest (J) in place. Glue the elevator (E) and rudder (F) into the tail-section notches.

2 Drill a 3/16" hole 3/8" deep through the elevator. Glue a 3/16 x 3/4" axle in the hole to act as the tail skid.

3 Finish-sand the airplane and apply the finish. (We brushed on two coats of polyurethane.)

Produced by Marlen Kemmet
Project Design: Steven Bruni
Photographs: Hopkins Assoc.;
Jim Kascoutas

Illustrations: Kim Downing; Bill Zaun



#14 TRACTOR RIGG \$6.99

#16 BACKHOE LOADER \$7.95

STICKLER FOR DETAIL? At last, an exciting new line of REALISTIC Wood Block Models that you can build with your own scrap wood & dowels, and my easy to follow instructions.

TRACTOR RIGG - This 19" long, 10 1/2" high Tractor is equipped with a detailed engine, drive-train, & rear axle assembly. Plan details include a pivoting hood, front steering, detailed leaf-springs, mirrors, ladders, step tank, flaps/guards, air cleaner, air tanks, and much more.

BACKHOE/LOADER - 25" plus. Challenging fun featuring over 35 easy to make pivoting joints, working hydraulic cylinders, detailed steering, removable roll cage, & lots of instrument gage, levers & lights.

Send check or money order in the above amount to:
Gatto Plan Supply, Box 1568, R.D. #1, Hamburg, PA 19526



STOP PERFOBOARD HOOK FALLOUT!

M-CLIPS™ are THE guaranteed perfect solution to this annoying problem! Fit both 1/8" and 1/4" perfo-board. Send SASE for free sample or \$5.99 + \$1 p&h for pkg of 50 to:

AETECH, P.O. Box 6298, Dept. W,
Lawrenceville, NJ 08648

Full Size Patterns

WOODCRAFT

- 12 WINDOW SILL CATS
- COUNTRY RACKS AND SHELVES
- 6 BIG GAME HEADS
- SMALL COUNTRY FURNITURE
- 7 WHIRLYBIRDS
- 12 JOINTED ANIMALS
- 8 COUNTRY BASKETS
- 6 DINOSAURS

\$7.00 EACH

3 FOR ONLY \$15.00

DAKOTA WIND
DEPT. W119
BOX 866
JAMESTOWN, ND 58402

CATALOG \$1.00 - FREE WITH ORDER

SHAKER PEGS CANDLE CUPS MUG PEGS

\$17.95 per 100, prepaid.
Wide selection of other wood products.
Catalog \$2.00 or free with order.

Benny's Woodworks
P.O. Box 840, Dept. WD18
Shelbyville, TN 37160
1-615-437-2295

Shaker Peg Mug Peg

WILLIAMS TOOLS & HARDWARE SUPPLY

SALE!
\$166

TR12 1/2" Router with \$60 accessories pkg only \$166
\$44 Metal case for TR12 only
\$10 w/purchase of Router

HITACHI

C15FB	15"Hvy Duty Miter Saw.....	349
DELTA		
34-444	10' Contractor's Saw.....	598
34-782	Unisaw w/Unifence 3hp.....	1595
34-740	Super 10" Table Saw.....	395
28-283	14" Band Saw 3/4 hp.....	684
28-243	14" Band Saw 1/2 hp.....	519
33-990	10" Radial Saw.....	549
37-154	6" Jointer DJ-15.....	989
37-280	6" Motorized Jointer.....	360
34-080	10" Motor Miter Box.....	214
17-900	16-1/2" Drill Press.....	349
34-330	8-1/4" Bench Saw.....	239
40-601	18" Elec. Scroll Saw.....	678

ELU

3338	2-1/4 hp Elec. Plunge Router.....	269
3304	1 hp Elec. Plunge Router.....	180
4024	3x21 Elec. Belt Sander.....	206
3375	Universal Planer.....	195
3380	Jointer/Splitter.....	325

PORTER CABLE

330	Speed Bloc Sander.....	54
690	Router, 1-1/2 hp.....	114
100	Router, 7/8 hp.....	91
691	D-Hand Router 1-1/2 hp.....	130
555	Plate Joiner.....	158
	Biscuits pkg.....	25

RYOBI

AP10	10" Surface Planer.....	345
RE600	3 hp Router.....	194
BE321	3x21" VS Belt Sander.....	123

FREE PAID MOST AREAS!
800-338-6668 ORDERS ONLY
 Customer Service (817) 335-4749
 2017 White Settlement Rd.
 Fort Worth TX 76107
 Limited Quantities Errors Subject to Correction

Save on... Band Saw Blades Scroll Saw Blades

Free Catalog from **OLSON®**

Save up to 50% on the Finest Quality Band and Scroll Saw Blades.

Band Saw Owners...
Hard edge, flex back for general purpose sawing; NEW furniture band for cutting wood faster and smoother; and special thin gauge blades for bench top and 3 wheel saws. Welded to the length you need or in 100' coils.

Scroll Saw Owners...
A huge selection of plain or pin end scroll saw blades; fret, spiral and jewelers (metal piercing) saw blades.

Name _____

Address _____

City _____

State _____ Zip _____

OLSON CATALOG SALES

Route 6, Dept. WM
Bethel, CT 06801 (203) 792-8622

TAUNTON BOOKS & VIDEOS
...by fellow enthusiasts

from the publishers of
Fine Woodworking magazine



50 years of woodworking in 3 volumes.

Master craftsman Tage Frid gives you step-by-step instruction in joinery and essential woodworking technique. In *Furnituremaking* he provides plans for 18 of his most distinctive pieces.

"For the serious (or soon to be serious) woodworker, these are the essential how-to books."
- *The Old House Journal*

100120

Risk-free Invitation

YES, please send me the Tage Frid books I've indicated below. If I'm not completely satisfied with my books, I may return them within 14 days and owe nothing. Otherwise I will be billed \$21.95 per book (or \$49.95 if I order the set), plus 2.50 postage and handling. (CT residents add 8% sales tax.)

Tage Frid Teaches Woodworking

Book 1: Joinery (#070009)

Book 2: Shaping, Veneering, Finishing (#070019)

Book 3: Furnituremaking (#070043)

Save over 20% on the 3-book set (#07A090)

NAME _____

ADDRESS _____

CITY _____

STATE _____ ZIP _____

Mail to: The Taunton Press
63 S. Main St., Box 355
Newtown, CT 06470

FACTORY DIRECT CLOCKS AND FURNITURE



Do-It-Yourself Kits or Assembled and Finished

- Grandfather Clocks, Mantel and Wall Clocks
- Cabinets, Chests, Tables, Chairs, Desks...and more!
- Solid 3/4" Black Walnut, Cherry, or Oak
- Heirloom Quality
- Solid Brass West German Movements and Dials
- Money Back Guarantee



SEND \$1 FOR COLOR CATALOG

EMPEROR CLOCK COMPANY

World's Largest Manufacturer of Grandfather Clock Kits
Dept. 3300, Emperor Industrial Park
Fairhope, Alabama 36532 • Phone 1-205-928-2316

I am interested in

Do-It-Yourself Kits Finished Clocks Finished Furniture

Name _____

Street _____

City _____

State _____ Zip _____

(Please Print)

EASY TO BUILD



Lyres
Harps
Banjos
Violins
Psalteries
Dulcimers
Many other
Musical
Instrument
Plans, Kits
& Supplies

Send \$1.00
for catalog

ST. CROIX KITS
Dept. 4B
423 S. Main St.
Stillwater, MN 55082
(612) 439-9120

ORDER TODAY

38" High

Solid Wood



Rocking Horse Kit

Build this beautiful 38" rocking horse yourself, and have a family heirloom. Our rocking horse kit includes solid wood parts cut and shaped, with all trim included, for only \$69.99 ppd. Check or M.O. accepted.

Tampa Wood Products, Inc.
Dept. WD2, P.O. Box 14427, Tampa, FL 33690
Phone: (813)251-6583



RESTORE FURNITURE for SECURE INCOME Perfect 2nd Career

Make \$200-\$2,000 a day! Unlimited market; turn-key business. Free workshops. Set-Up Shop for \$2,999-\$9,999! Part-time or full-time. Great for men, women, families.

Make Molds*Veneer*Resilver Strip*Repair*Refinish

Write for Video Brochure.

Send \$2 for catalog to:

MINUTEMAN, INC. D-17
Box 8, Waterloo, WI 53594



RING MASTER



TEST YOUR IMAGINATION

Create Any Hollow Cylindrical Shape up to 12" dia. Cut flat wood into straight or angle rings, stack rings, glue, sand, & finish. All on your Ring Master.

Now Ring Master Attaches To Your

- SHOPSMITH MARK V
- CRAFTSMAN 12" LATHE

ORDER YOUR FREE BROCHURE TODAY

We accept Master Card, Visa, & C.O.D.
Call 1-800-634-9281 in NC 919 762-6334



Porta-Nails, Inc., P.O. Box 1257, Wilmington, NC 28402

Build Power Tools You Can Be Proud Of... And SAVE!!!

Remember when "quality craftsmanship" meant something? With GIL-BILT tools it still does.

- Construct your own:
- 12-in BAND SAW
 - 18-in BAND SAW
 - 10-in. TILT/ARBOR SAW
 - LATHE/DRILL PRESS COMB.
 - 9-in TILT TABLE SAW
 - 6-in BELT SANDER
 - SPINDLE SHAPER
 - CIRCULAR SAW TABLE

GIL-BILT kits include step-by-step plans, full scale patterns and all necessary metal parts and components except wood and motor. Made in America with pride by Gilliom Manufacturing, Inc. since 1946.

Send \$6 per plan or \$24.50 for plans for all eight tools listed above or send \$1 for descriptive brochure only. Satisfaction Guaranteed.

GILLIOM MANUFACTURING, INC.,

Dept. WD-5GH
P.O. Box 1018,
St. Charles, MO 63302
Phone (314) 724-1812



Featured here: 18-in. Band Saw

Specs: Throat capacity 18 in.

Thickness capacity 12 in.

Table size 26 in. x 28 in.

Table tilt 0° to 45°

Blade furnished 124 in. x 1/4 in. x 6T

Table height 39 1/2 in.

Overall dimensions 33 1/2 in. wide

29 in. deep

71 1/2 in. high

Speed (w/1,725 rpm motor)

425 rpm 2000 blpm

Order No. 451-K only \$219.50 (less

cost of plan, if previously

purchased) plus shipping

Speed reduction kit available for

cutting steel.

Keeps your tools super sharp!

Bench Strip Kit. The professional way to keep all your carving tools razor sharp! Includes wood block, Robus strip, leather strip and stropping rouge. Keep a keen edge on wood carving tools and hunting and pocket knives. #2210



To order: Send \$2.98 check or money order plus \$2.00 pstg./hdlg. per kit to: Tandy Leather Co., Dept. WD1189, P.O. Box 2934, Ft. Worth, TX 76113. TX residents add 7% tax. Offer expires 4/30/90. 100-page leathercraft catalog and SPECIAL BONUS FREE with purchase or send \$2.00 pstg./hdlg. to address above.



The Deluxe Tool Kit no woodworker should be without. From STAEDTLER

Get the highest quality tools for the precision you expect-got Staedtler... Deluxe tool kit includes: mechanical pencil, eraser, lead refill, 3 french curves, 2 circle templates, protractor, parallel spacer, adjustable triangle, 12" compass and adapter, 20" flexible curve, 14 x 17 matte acetate.

List price...\$60

Include \$4.50 for shipping and handling.



To order write or call:

standardblue artworld
924 Grand Ave.
Des Moines, Iowa 50309
(515) 288-1927

**SAFE • EASY • PRECISE
PROFESSIONAL
WOOD CARVING**



AUTO MACH
by Sugino

Compact. 10,000 vpm oscillating speed. Pressure activated. Operates on ordinary household current. **Send for free brochure. \$269⁰⁰**
Dealers inquiries invited

Visa & Mastercard accepted
1700 N. Penny Lane
Schaumburg, IL 60173
(312) 397-9401

Sugino Corp.

CALL TOLL FREE!!




Learn all about combination machine woodworking. Free color catalog and other material available. Tremendous Savings. Expands your workshop area by 90 percent.

TOOLMAX

Dealer Inquiries Welcome!
1-800-535-4788 USA
1-800-325-8330 CA

National Carvers Museum



**LEARN
WOODCARVING
AT HOME**

Receive sample instructional pack on whittling and woodcarving. Includes copy of *Mallet* monthly magazine.

Send \$2.00—deductible upon subscription payment to The National Carvers Museum, 14960 Woodcarver Road, P.O. Box 389, Monument, CO 80132.

(719) 481-4737

Van Dyke's

**Presents a
Catalog**

with supplies for upholstery, antique restoration, wood working, caning, brass hardware, carvings and many related trades!



36 Years in Creative Arts & Trades

Many Hard-To-Find Items!

**SEND \$1.00 FOR CATALOG TO:
Van Dyke's Restorers
Dept. D55 - Woonsocket, SD 57385**

**TUNGSTEN CARBIDE
ROUTER BITS**

- Heavy Duty Industrial Quality
- 1/4 by 1-1/4 inch long shafts
- Enclosed Ball Bearing Guides
- Bits pass ATCS Std. 103

Corner Round-over

Radius	Price
1/4 "	\$12.50
3/8 "	\$13.75
1/2 "	\$14.50

Cove Bits

Radius	Price
1/4 "	\$14.50
3/8 "	\$15.50
1/2 "	\$17.00

45° Chamfer Bits

Diameter	Price
1 "	\$12.00
1-1/4 "	\$14.00
1-1/2 "	\$15.50

100% Money Back Guarantee

**ORDER NOW - TOLL FREE
1-800-767-4747 24 HRS**

VISA / MC / AMEX

Or mail check to:

**SKYCROFT TOOLS, INC.
P.O. BOX 418W2
Myersville, MD 21773-0418**

**FREE CATALOG!
CALL TODAY
1-800-237-5907**



**WOODWORKERS AND
DO-IT-YOURSELFERS**

Over 400 innovative tools and accessories await you in Leichtung Workshops' 78-page, full-color catalog. Many items our own exclusive design ... perfect for woodworkers, do-it-yourselfers and home hobbyists. Everything we sell is guaranteed. Call toll-free (800) 237-5907 (Dept. 137) or mail coupon for your FREE catalog.

Leichtung Workshops, Dept 137
4944 Commerce Pky., Cleveland, OH 44128

YES, rush my 78-page, full-color catalog today!

Name _____
Address _____
City _____
State _____ Zip _____

**TAUNTON
BOOKS&VIDEOS**

...by fellow enthusiasts

from the publishers of
Fine Woodworking magazine

The Workbench Book

Scott Landis



A craftsman's guide
from the publishers of *Fine Woodworking*

**Build the
workbench of
your dreams.**

If you've ever dreamed of building or improving your own workbench, here's the book that will show you how. Calling on the insights and discoveries of dozens of skilled craftsmen the world over, Scott Landis examines benches for all kinds of woodworking - from a traditional Shaker bench to a mass-produced Workmate®.

Hardcover, color, 256 pages, 278 photos, 185 drawings, 4 bench plans, 19 pages of measured drawings, #070061

"If I only bought one woodworking book in 1989, this first and definitive book on the workbench would be it."

- *Woodworker*

100123

Risk-free Invitation

YES, please send me *The Workbench Book* to examine FREE for 14 days. If I'm not completely satisfied, I may return it and owe nothing. Otherwise I will be billed \$24.95, plus 2.50 postage and handling. (CT residents add 8% sales tax.) #070061

I prefer to pay now: Payment enclosed

NAME _____
ADDRESS _____
CITY _____
STATE _____ ZIP _____
Mail to: The Taunton Press
63 S. Main St., Box 355
Newtown, CT 06470

**It's NEW.
It's FREE.
It's YOURS!**

Our new 36-page catalog offers **discount prices** on 1,500 woodworking products!



- Turned-Wood Parts
- Finishes & Paints
- Unique Hardware
- "How-To" Books
- Quality Tools & Accessories
- & Videos
- And much more!

Everything the home hobbyist needs.

SO ORDER YOURS TODAY!

**CALL TOLL-FREE
1-800-556-2548**



Dept. WD129A, P.O. Box 636 • Lake Geneva, WI 53147

Name _____
Address _____
City _____ State _____ Zip _____

**Sleeveless
DRUM SANDER**

Uses regular sandpaper — no pre-made sleeves to buy!



Lifetime Guarantee

USE ON: Drill press, motor, lathe, combo-tools, radial saw, drills.

Twist of key tightens sandpaper to drum. Rubber backing insures long sandpaper wear.

1" x 3" long.....	\$14.95
2" x 3" long.....	\$16.95
2½" x 3" long.....	\$17.95
3" x 3" long.....	\$18.95
1" and 2½" above.....	\$29.95
Set of 4 above.....	\$59.95
¾" x 3" long.....	\$15.95
2½" x 4½" long.....	\$22.95
3" x 4½" long.....	\$23.95
2½" x 6" long.....	\$27.95
3" x 6" long.....	\$29.95

AVAILABLE WITH:
*¾" bore with ¼", 3/8", or ½" shaft
*½"-20 RH thread (except ¼" x 3")
*5/8" bore (except ¾" x 3" and 2" x 3")

MC, Visa, Check or Money order to:
SINGLEY SPECIALTY CO. INC.
P.O. BOX 5087B, GREENSBORO, N.C. 27403
CALL: (919) 852-8581



**NORTHEASTERN
HARDWOODS**

Over 19 species of domestic hardwoods including:
RED OAK
CHERRY
HARD MAPLE
WALNUT
WHITE OAK
BIRDSEYE MAPLE
BUTTERNUT

COMPARE THE
FINEST QUALITY
AT THE
RIGHT PRICE

HARDWOOD LUMBER
FLOORING
PANELING
MOLDINGS
THIN STOCK
VENEER

COMPETITIVE PRICES
NO MINIMUM ORDER
Send \$2.00 for Catalog

NORTHEASTERN HARDWOODS
P.O. BOX 365W • SALAMANCA, NY 14779
716-945-1510

**BUILD A
STATIONARY ROCKER**



CLASSIC



3 MODELS AVAILABLE
ORDER NOW
YOUR PLANS

PLANS
& PATTERNS

\$7.95 EA.

ALL 3 FOR **\$19.95**

**BALL BEARING
SUSPENSION KIT**

(8 sealed ball bearings,
washers, nuts, wood
screws, and bolts plated)

\$22.95 EA.

5 MORE **\$20.95**



CANADIAN

**FOOTREST
MECHANISM**

(for MODERN style
only)

\$49.95 EA.

5 MORE **\$44.95**

MODERN

U.S. FUNDS

All prices include shipping & duty

Tel.: (418) 898-2601
Fax.: (418) 898-2606

VIEL TOOLS INC.

P.O. BOX 660, MADAWASKA, ME. 04756-0660
P.O. BOX 250, ISLE-VERTE, QC., CANADA, G0L 1K0

WOODWORKERS

Bosch

Orbital Action Jig Saw



1582VS

**SALE
\$129.95 ppd**

FREE CATALOG SUBSCRIPTION
WITH PURCHASE.

CATALOG ONLY.

2 year subscription (8 issues) \$4.00.
Free \$5.00 gift certificate with catalog
order.

R. A. NESS & CO.

**THE WOODWORKERS
EMPORIUM**

8888 N. MILWAUKEE AVE.
NILES, IL 60648

(312) 824-0565



28-283 14" Bandsaw W/18" Rip Fence **\$599*** **Free Freight!** 40-601 18" V. Speed Scroll Saw **\$579***

DELTA **DELTA**

34-445 10" Contractors Saw \$689* **32-100 Plate Jointer \$369***

TOOL CRIB OF THE NORTH
DIVISION OF **Acme** *Enclave*
P.O. BOX 1716 Grand Forks ND 58206-1716 **1-800-358-3096**

WOODCARVER'S CATALOG



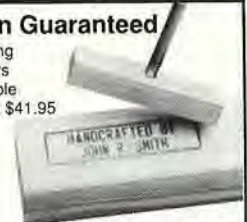
Complete 64-page color catalog including over 2,000 carving tools, knives, books and supplies. Everything is backed by our 34-year reputation for great service, quality products and famous 30-day money-back guarantee. Send \$2.00 for a 2-year subscription.

**Wood Carvers
Supply, Inc.**
P.O. Box 8928G
Norfolk, Virginia 23503-1366

BRANDING IRON

Your Satisfaction Guaranteed

- Convenient torch heating
- Solid Brass—lasts years
- Special wording available
- Electric Models Start at \$41.95
- 2nd line—20 letters/spaces max.
- 1/4" letters
- Distinctive Border
- Add \$2.50 shipping and handling
- OH res. add 6% sales tax



\$25.00

Order by mail from:
BrandMark TO ORDER CALL TOLL FREE
462 Carthage Dr., Dept. W6 **1-800-323-2570**
Beavercreek, OH 45385 (ORDERS ONLY)
(513) 426-6843 8:00-5:00 EASTERN TIME

COUNTRY CRAFTS
FULL-SIZE-CRAFT-PATTERNS

28 FULL SIZE Projects; Peg Racks, Lamp, Clock, Basket, Mirror, Clipboard, Towel Rack & More PLUS Dozens of Full Size Country Geese, Pigs, Lambs, Cats, Bear, Chicks & More. Just Trace, Cut, & Paint. Only \$8 Prepaid, 1st Class.
MASTERCRAFT PLANS WEST, Dept. 113H
P.O. Box 625 • Redmond, WA 98073

90 PATTERNS
LAWN ORNAMENTS • NOVELTIES

FULL SIZE patterns up to 20" high of Dutch boy and girl, Dwarf, Penguin, Fishing Boy, Animals, Birds, Novelty and many other popular items. Easy to make and sell. Just trace, cut out and paint. Send \$8 today for the LAWN ORNAMENT PACKET containing all 90 patterns. Prepaid, 1st Class.
MASTERCRAFT PLANS WEST, DEPT. 112H
P.O. Box 625, Redmond, WA 98073

**THESE COMPANIES
HAVE JOINED WOOD®
IN SUPPORT OF THE 4-H
1990 WOOD SCIENCE
AWARDS PROGRAM:**

A.T.H. COMPANY
ACCENTS IN PINE
ADAMS WOOD PRODUCTS
ADVANCED MACHINERY IMPORTS
AMERICAN TOOL COMPANY
ANTIQUE & CLASSIC AUTOMOTIVE
ARMOR PRODUCTS
ATLANTIC MACHINE TOOLS
THE BARTLEY COLLECTION
BENNY'S WOODWORKS
BEREA HARDWOODS
BORDEN—ELMERS GLUE
ROBERT BOSCH POWER TOOL CORP.
CASCADE PRECISION TOOLS
CHERRY TREE TOYS
ALBERT CONSTANTINE & SON
CRAFTSMAN WOOD SERVICE
DML
DEFT
DELTA INTERNATIONAL MACHINERY
DESIGN GROUP
DIAMOND MACHINING TECHNOLOGY
DOLLAR TRADING
EDUCATIONAL LUMBER CO.
EMPEROR CLOCK
P.C. ENGLISH ENTERPRISES
FARRIS MACHINERY COMPANY
FISHER HILL PRODUCTS
FOLEY-BELSAW
FRANKLIN INTERNATIONAL
FREUD USA
FURNITURE DESIGNS
G & W TOOLS
GARRETT WADE
GATTO PLAN SUPPLY
GRIZZLY IMPORTS
GROLIER BOOK CLUBS
HTC PRODUCTS
HAMMERMARK ASSOCIATES
HORTON BRASSES
HOW TO BOOK CLUB
INDUSTRIAL ABRASIVES
KLOCKIT
LEICHTUNG WORKSHOPS
LIGNOMAT USA LTD.
LOBO POWER TOOLS
MLCS LTD.
MAKITA USA
MARLIN INDUSTRIES
C F MARTIN & CO.
MASTERCRAFT PLANS WEST
MCFEELY HARDWOODS AND LUMBER
MEISEL HARDWARE
MINUTEMAN
NATIONAL CARVERS MUSEUM
R A NESS WOODWORKERS EMPORIUM
NEW MILFORD SPECIALTIES
NOVA TOOL CO.
PERFORMAX SPECIALTY PRODUCTS
POWERMATIC INC.
R B INDUSTRIES
RODALE PRESS
RUST-OLEUM
SATINWOOD PRODUCTS
SEVEN CORNERS ACE HARDWARE
SEYCO SALES CO.
SHOPSMITH
THE SOURCE
SPECIALTY FURNITURE DESIGN
ST. CROIX KITS
TARHEEL FILING
TAUNTON PRESS
TOOLS ETC.
TOTAL SHOP
TOYS & JOYS
TRANSPOWER
VALHALLA & COMPANY
VAN DYKE SUPPLY
VEGETABLE FACTORY
STEVE WALL LUMBER
WARREN TOOL
WESTERN COMMERCIAL PRODUCTS
WILLIAMS & HUSSEY MACHINERY
WILLIAMS TOOL SALES
WOODCRAFT SUPPLY
WOODCRAFTERS SUPPLY OF OHIO
WOODMASTER TOOLS
WOOD-MIZER PRODUCTS
WOODWORKER'S SUPPLY OF NEW
MEXICO
THE WOODWORKS

**How you can
make sure
that the next
generation of
kids will enjoy
woodworking
as much as
you do.**



WOOD® readers know that there's nothing quite like the satisfaction of completing a project...and of knowing that you did it.

We think that's a feeling well worth teaching and passing on to a new generation of kids. Unfortunately, the number of school curricula offering woodshop has dwindled over the years. Learning the skills of working with wood isn't easy for kids today.

That's why WOOD® has joined with the National 4-H Council to sponsor the awards program of the 4-H Wood Science Program for 1990. We're gratified to tell you of the tremendous support we've gotten from companies big and small from all over. There's real commitment to make this important program grow and thrive.

Now, WOOD® asks your help. You know the skills and the joys of woodworking. Please consider volunteering at the 4-H near you. Look in your phone directory. Or contact WOOD®.

Give a kid the skill of a lifetime. Woodworking...

Better Homes and Gardens®
WOOD®

**The RBI Woodplaner converts
your spare time into extra income!**



NEW! Jointer attachment now available!

The RBI Woodplaner begins to earn (and save!) you money the moment you flip on the power switch. Convert low-cost rough lumber into valuable finished stock with four essential woodworking functions designed into one precision, dependable machine.

1. Plane your rough stock into dimensioned lumber just the size you want.
2. Create expensive-looking standard or custom moldings to your specifications. No more limitations!
3. The power-fed gang rip saw attachment makes it easy to edge cut and width dimension your stock.
4. The drum sanding attachment saves you hours of tedious hand sanding!

All this capacity in one compact machine in your shop! Make perfect picture frames, moldings, tongue and groove paneling, hardwood flooring, furniture projects and more—at a fraction of the cost. It's like having the capacity of a complete mill right in your home shop!

Start your own business in the garage or basement, or just enjoy the savings on every project you complete! Don't wait another day to find out all the facts about the RBI Woodplaner and how it can unlock your woodworking potential.

Fill out the coupon and mail today, or for faster service call us free at 1-800-535-8665.

MADE IN USA



Yes! Please rush me all the facts telling about the versatile RBI 4-in-1 Woodplaner.

Name _____

Address _____

City _____ State _____ Zip _____

Phone _____

rbi industries, inc.
1801 Vine Street
Harrisonville, MO 64701

NEW

FREE - The most complete selection of scroll saw blades, accessories, and improvements for almost any scroll saw, plus much, much more!



Catalog from the exclusive distributors of **HEGNER & FELDER Woodworking Machinery.**

Includes HEGNER Precision Scroll Saws, Lathes & Lathe Duplicators, JET Clamps, Workbenches, FELDER Systems, and more!

A \$2.00 value, now offered **FREE** during this special promotion.

CALL TODAY 1-302-322-2226 FOR YOUR COPY

Name _____
 Address _____
 City, State, Zip _____
 Phone () _____

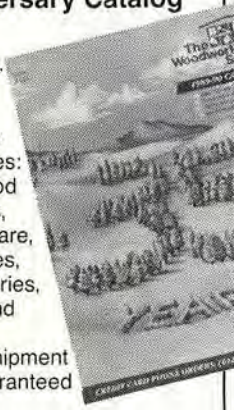
ADVANCED MACHINERY IMPORTS LTD. P.O. Box 312
 Dept. 373
 New Castle, DE 19720



The Woodworkers' Store

New!
35th Anniversary Catalog

- Over 3000 Items.
- Hard-to-Find Products
- Many Exclusives
- Selection Includes: Hardwoods, Wood Parts, Craftplans, Specialty Hardware, Finishing Supplies, Kitchen Accessories, Drawer Slides and much more.
- 24 to 48 Hour Shipment
- Satisfaction Guaranteed



Send Now! \$1.00 (3rd class)
 \$2.00 (1st class)

Name _____
 Address _____
 City _____ State _____ Zip _____
 The Woodworkers' Store
 21801 Industrial Blvd. Dept. 1415
 Rogers, MN 55374

AMITY®

WIPE-ON/BRUSH-ON POLYFINISH

NEW A break through in Finishing Technology.

A WATER-BASED Finish designed for HAND APPLICATION — WIPE-ON or BRUSH-ON

AMITY Polyfinish is available in Clear Gloss and Clear Semi-Gloss
 1-Qt \$10.95 ea. 1-Gal \$26.95 ea.

Call To Order or For More Information:
 US 800-334-4259
 WI 608-937-8484

AMITY QUALITY RESTORATION SYSTEMS, INC.
 P.O. BOX 148 - 1571 IVORY DR.
 SUN PRAIRIE, WI 53590
 — DEALER INQUIRIES INVITED —

Where Do Ohio's Serious Woodworkers Shop?

WOODCRAFTERS SUPPLY®

5331 Sinclair Road
 Columbus, Ohio 43229
 (Off I-71)
 (614) 436-6900



APPALACHIAN HARDWOODS

Beautiful grain and textures. Exceptionally workable. Our Appalachian hardwoods are locally grown, personally selected and kiln-dried... a guarantee of our measure of quality. ■ We handle 21 species of domestic hardwoods, softwoods and hard-to-find imports. ■ Send \$2.00 for our catalogue today (refunded with order). All purchases at delivered prices. **EDLCO**

P.O. Box 5373-A, Asheville, N.C. 28813
 For fast service, call 1-704-255-8765

SPECIAL OFFER! 1/2 PRICE!

ENDS 3-31-88 LIMIT ONE PER CUSTOMER

SOLID WALNUT Clock Kit

Ultra-Accurate Quartz Movement



ONLY \$11.95
 Reg. \$23.90

COMPLETE KIT INCLUDES:
 • Solid Walnut Case
 • Painted Dial with Convex Crystal 6"H x 4"W
 • Quartz Movement, 3 Year Guarantee 2" x D
Finished Clock Worth Over \$50!

ORDER TODAY! #171352 Plus \$3.50 Shpg. & Hndlg
 WI Res. Add 5% Sales Tax



CLOCKMAKERS CATALOG! FREE!

Over 40 Clock Kits!
 Quartz Movements!
 Dials and Hardware!
CALL OR WRITE TODAY!
 (715) 823-5101

Craft Products Co. SINCE 1940!
 Dept. BG9J Box 326, Clintonville, WI 54929

Now you can have Quality Kiln Dried Lumber when you want it!

Put our 16 years of experience to work for you. **Call us today.**

"Made in America - Sold Worldwide"

Ebac Lumber Dryers

5789 Park Plaza Ct. Indianapolis, IN 46220
 (317) 577-7870 1-800-433-9011

Wood Moisture Meter

- Avoid Moisture Problems
- Protect your Masterpiece

MINI LIGNO

Incl. Case, Batteries and Pins for 3/4" and 7/8" Measuring Depth.

only **\$110**

also from Lignomat: **MINI-LIGNO E**
 Range: 6%

Easy-to-use, sturdy instruments for the professional woodworker or serious hobbyist. Great for lumber, veneer, fiberboards. Ask for free catalog on the complete line of moisture meters and accessories for kiln drying.



Lignomat USA Ltd. P.O. Box 30145bh
 503-257-8957 800-227-2105 Portland, OR 97230

PRO TOOLS

& FASTENERS

725 N. MAIN ST. ORANGE, CA 92668
(714) 771-7977 • (800) 533-1630

MASTERCUT

THIN KERF JAPANESE CARBIDE BLADES

- | | |
|---------------------|---------------------|
| 4-3/8" X 40T - \$19 | 12" X 80T - \$59 |
| 5-1/2" X 40T - \$19 | 14" X 100T - \$79 |
| 6" X 40T - \$19 | 15" X 100T - \$89 |
| 7-1/4" X 60T - \$22 | 16" X 36T - \$89 |
| 8" X 60T - \$29 | 10" X 80T |
| 8-1/4" X 60T - \$39 | TCG-Laminate - \$59 |
| 8-1/2" X 60T - \$49 | |
| 9" X 80T - \$49 | |
| 10" X 80T - \$49 | |

10" X 50T
COMBO
BLADE
\$32



8" DADO
HIGH
QUALITY
JAPANESE
CARBIDE
\$89



WOOD PARTS FROM MIDWEST DOWEL WORKS

Compare Our Low Prices!

	Qty.	Cost
3-1/2" Poplar Shaker Peg	\$15/100	_____
1-3/4" Mini Shaker Peg	\$7/100	_____
3-1/2" Country Wall / Mug Peg	\$15/100	_____
2-1/2" Country Shorty Peg	\$12/100	_____
Large Bean Pot Candle Cup	\$17/100	_____
Brass Inserts	\$9/100	_____
1/2" Mini Candle Cup	\$10/100	_____
1-1/2" Toy Wheel	\$10/100	_____
2" Toy Wheel	\$17/100	_____
Axel Pegs	\$4/100	_____

Great Buys!

	Qty.	Cost
3/8" x 36" Standard Dowels	\$21/100	_____
3/4" x 36" Oak Dowels	\$15/10	_____
3/8" Maple Buttons	\$2.15/100	_____
1/2" Maple Buttons	\$2.25/100	_____
1-1/2" Maple Spindles	\$9/100	_____
2-1/8" Maple Spindles	\$18/100	_____

ORDER NOW

MC/Visa Check Enclosed

Total Cost _____

Handling **\$3.00**

Ohio residents add 5% sales tax _____

Final Cost _____

MC/Visa Number _____
Expires _____ Phone _____
Name _____
Address _____
City/State/Zip _____

FREE 16-PAGE CATALOGUE

Circle this section for FREE Dowels - mixed pack, Maple, Oak, Walnut Cherry, from 1/4" up to 1" Approximately 10 LFT. 14" long. \$5.00 value with any order.

MIDWEST DOWEL WORKS

4631 Hutchinson Road
Cincinnati, Ohio 45248
(513) 574-8488

Same Day Service/Order before Noon
Factory Direct/Satisfaction Guaranteed

WOODCRAFT FULL-SIZE PATTERNS



ROOFTOP SANTA (54" tall) \$9.50

YARD SANTA & REINDEER (48" tall) \$12.50

Fun - Profitable - Easy to Make Projects



COUNTRY & FOLK ART COLLECTIONS

- | | |
|-------------------------------|--------------------------------|
| A. 16 Country Cat Projects | F. 45 Country Folk Art Figures |
| B. 12 Country Shell Designs | G. 9 Exclusive Folk Art Horses |
| C. 8 Shadow Box Designs | H. 10 Old Fashioned St. Nicks |
| D. 75 Country Miniatures | J. 14 Folk Art Shell Sitters |
| E. 20 Craft Show Best Sellers | K. 24 New Shell Critters |

3 FOR ONLY \$13.50

ALL PRICES INCLUDE FIRST CLASS P&H
MI RESIDENTS ADD 4% CANADA 10%
VISA-M/C (\$25.00 MINIMUM) 313-629-7712

NEXT DAY SHIPMENT—SATISFACTION GUARANTEED



OLD FASHIONED "COUNTRY THINGS"

- | | |
|---------------------------------|---|
| R. Hall Seat (15" tall) | SMALL SIZES PERFECT FOR DOLLS & TEDDY BEARS |
| S. School Desk (11" wide) | |
| T. Wheelbarrow (30" long) | 2 FOR \$6.25 |
| V. Toy Wagon (11" wide) | ALL 8 PATTERNS FOR ONLY \$16.50 |
| W. Doll Cradle (20" long) | |
| X. Antique Sled (11" wide) | |
| Y. Tricycle (14" tall) | |
| Z. 3-Wheeled Scooter (15" long) | |

The Winfield Collection, DEPT. W119
12044 Parkin Lane, Fenton, MI 48430

Catalog of Over 500 Top Selling Designs, \$1.00--Free with Order

New! Conveyor Drive DRUM SANDER with Infinitely Variable Power Feed!



30-Day Free Trial!

At last! A complete power-feed Drum Sander at an affordable price! Choose from 26" and 38" models. SAVES TIME... IMPROVES RESULTS. Use this high-tolerance machine for light dimensioning as well as the finest finish work. Now you can add new beauty to each woodworking project...save hours of tedious hand sanding! In a matter of seconds you can produce a satin-smooth finish impossible to duplicate with hand methods or hand-held power sanders...no more low spots, waves or cross-grain marks!

FREE FACTS! Send for complete facts on how you can try this low-cost tool in your own shop for one full month without risk. See how the sander can dimension and finish-sand cabinet pieces, resawn stock, paneling, toys, tabletops, knees, burls, crotches and much, much more! Made in U.S.A. Easy Terms.

Call Toll Free 1(800)538-4200, Ext RW34

NEW INFINITELY VARIABLE CONVEYOR FEED gives you total control...eliminates oversanding at first and last few inches of a board!

NEW FELT-BACKED ABRASIVE mounts in just seconds to Velcro covered drum! The harder you sand, the tighter it stays! Eliminates stretching...allows fast removal and re-use!

YES! Please rush my FREE INFORMATION KIT and details on your 30-Day Free Trial Guarantee.

Woodmaster Tools Dept. RW34
2908 Oak, Kansas City, MO 64108

NAME _____
ADDRESS _____
CITY _____
STATE _____ ZIP _____

SIGNCARVING IS FUN & PROFITABLE!



And it's easy, if you use the Marlin Woodcarvers and accessories. You can carve signs quickly at home or at swap meets. *No special training is required.* The machines do the work, the operator has the fun and the profits. These machines will also 3-D carve panels and plaques.

SEND \$1.00 FOR OUR FULL LINE BROCHURE AND PRICE LIST AND START PLANNING YOUR FULL OR PART-TIME BUSINESS.



MARLIN INDUSTRIES, INC.

Rt. 70, Box 191, Dept. D912
Cashiers, NC 28717
(704) 743-5551

GRANDMA'S HALL CLOCK

Our Hall Clock is designed so beginning woodworkers are able to build it. Finish it in either stain or antiqued country paint. Order Plan Number 8839 WEEKEND WORKSHOP for \$7.00 ppd. To use VISA or MasterCard, call 516-352-5198.



HAMMERMARK ASSOCIATES
P.O. Box ABW11
Floral Park, NY 11001-0201
Price guaranteed through 3/90.

"Man In Space" Holiday Special

Reserve a seat for a memorable flight to the wonderful world of woodcarving. Give a friend or loved one a chance to view the future in the second and third dimensions and broaden the future horizon with creativity.



"Holiday Special" Carving Kit Includes:

10 piece tool kit, basswood carving blank, "The Modern Manual of Carving-Man In Space" instruction booklet, plus complete catalog of tools and supplies. Order #SG89 save \$3.25—A \$33.20 value—Send only \$29.95 Ppd. (USA), outside USA add \$1.75 additional postage, NY res. add state sales tax. Offer expires 2/1/90. COD/UPS available. Tel. # (914) 876-7817. Catalog only, send \$1.00 to: Warren Tool Inc., Rt. 1, Box 14-A, Rhinebeck, NY 12572

World's Largest Selling Glue Gun!
Supertack Hot Melt Glue & Guns
Buy the best at below wholesale. Free glue samples — Free Freight. Translucent Sticks 1/2" Diameter 4" or 10" Length.
PRICES — delivered (West Coast add 20c/lb.)

SUPERTACK 3000 STICKS	PRO 90 TRIGGER GUN
5 lb. \$ 25.00	1 \$18.00 each
10 lb. \$ 43.50	2-3 \$17.00 each
25 lb. \$ 98.75	4-6 \$16.00 each
50 lb. \$192.50	7-12 \$15.00 each
	13-24 \$14.00 each

Supergrip SANDPAPER
PREMIUM QUALITY • DISCOUNT PRICES • FREE FREIGHT most areas
BELTS: BEST RESIN OVER RESIN, "X" WEIGHT 10/Box

1 x 42	\$.70 ea.	4 x 24	\$1.00 ea.
3 x 18	.75	4 x 36	1.25
3 x 21	.80	6 x 48	2.80
3 x 24	.85	Prices quoted 80 grit, other grits available	

ADHESIVE CLOTH DISCS: BEST RESIN OVER RESIN, "X" WEIGHT

5" Diameter	\$.80 ea.	9"	\$1.65 ea.
6"	.90	10"	1.85
8"	1.30	12"	2.25

Prices quoted 80 grit, other grits available.

GARNET PAPER — ORANGE	WATERPROOF PAPER — BLACK
A/O CABINET PAPER — BROWN	180 thru 1200 100 PK \$23.00
40 Grit 50 PK \$16.00	NO LOAD PAPER — WHITE
60 Grit 50 PK 14.00	180 thru 400 100 PK \$20.00
80 Grit 50 PK 13.00	Also Shop Rolls • Cloth Sheets • Drums
100, 120, 150, 100 PK 22.00	
180, 220 100 PK 19.00	

CLEANING STICKS \$3.50 Small \$6.50 Large

RED HILL CORP., P.O. BOX 4234, GETTYSBURG, PA 17325
CALL TOLL FREE — (1-800) 822-4003 or (717) 337-1419 FAX (717) 337-3936
Minimum Order \$25.00 • PA Res. Add 6% • FREE CATALOGUES

GUARANTEED OR YOUR MONEY BACK
BAND SAW BLADES

HAVE YOU REALLY TRIED THE BEST?

Electro Heat Induction Hardened
Milled Sharp Teeth
Any Length Any Size

FREE INFORMATION

Bi-Metal — M-2/M-42
Flex & Hard Back
Band Saw Mill Blades
24 HOUR SERVICE

Mini Business Opportunities — Dealers Wanted
SUFFOLK MACHINERY CORP.
12 Waverly Ave. Ste. 25, Patchogue, NY 11772
Call Toll Free 1-800-234-SAWS Ext. 25

13 YEARS OF GROWTH NATIONWIDE

BUILD YOUR OWN QUEEN ANN FURNITURE

with our wide variety of stock legs



-OR-
JUST ASSEMBLE
OUR COMPLETE KITS



SOLID CHERRY WALNUT MAHOGANY OAK
Matching coffee table available
FREE BROCHURE, DEPT. M7
(no minimum required)

Adams Wood Products, Inc.
974 Forest Drive • Morristown, TN 37814
Phone (615) 587-2942

\$200 1 YEAR CATALOG SUBSCRIPTION



Write today to get your one-year subscription started. Complete selection of all kinds of woodworking tools, competitive prices and fast, friendly service have made Woodworker's Supply of New Mexico the preferred source for professional woodworking tools and supplies.

Please start my one-year subscription.

Name _____
Address _____
City _____ State _____ Zip _____

Woodworker's Supply
OF NEW MEXICO
5604 Alameda Place, NE
Dept. W09
Albuquerque, NM 87113
505-821-0500
1-800-645-9292

SQUARE DRIVE SCREWS

Simply the Best!

- Square Drive Beats Driver Slippage
- Hardened Steel for Extra Strength
- Deep Thread for Super Grip
- Also Brass & Stainless

Samples and Catalog - \$3, Catalog Only - \$1

McFEELY HARDWOODS
P.O. Box 3 • 712 12th St.
Lynchburg • Va • 24505
Toll Free 1-800-443-7937
or FAX (804) 847-7136

Over 1,000 Carving Patterns Starting At

\$1.75

Hummul's new 80-page catalog features the entire G. Stiller pattern library; reference books galore on carving, woodworking and wildfowl; plus a full line of carving tools & art supplies! Send \$2, refunded on your first purchase.

C. J. Hummul Co.
404 Brookletts Avenue
P.O. Box 1849, Dept. WD
Easton, MD 21601

The Discerning Craftsman



Holiday Gift List

Check the items you want, tear out this section and casually leave it where your family can find it. They'll get the hint!



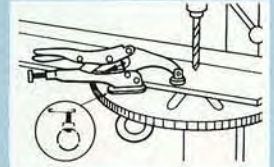
Add beauty and charm to your home with Emperor's Marquis Mantel Clock. This easy to assemble kit is solid 3/4" cherry and features triple chimes and beveled glass. Sale priced at \$199.50. Send \$1.00 for full color catalog. EMPEROR CLOCK COMPANY Dept. 3399, Emperor Industrial Park, Fairhope, Alabama 36532.



Airy Pneumatic Brad Nailer, Model ATK-0250, 18 GA. 5/8" - 2", \$199.00. One-year warranty parts and labor. PRO TOOLS, 725 N. Main St., Orange, CA 92668. (714) 771-7977. Orders Only: 1-800-533-1630. Check, money order, Visa, Mastercard.



Obtain the sharpest edge possible with the Veritas Precision Honing Guide. Take chisels and plane irons up to 2 1/2" wide and 5/8" thick. Only \$21.95, we pay shipping. With optional Angle Setting Jig, only \$29.95. WOODLINE the JAPAN WOODWORKER, 1731 Clement, Alameda, CA 94501. 1-800-537-7820.



Drill Press Owners - Attention! Easiest-to-use, Instant Hold-Down. Quick-release. Rapid Positioning. First Rate Construction. 6" model - 440 lb. clamping strength, 1 1/2" workpiece max thickness; 9" model - 880 lb. clamping strength, 3 1/2" workpiece max thickness. The Pair (#01-0369) only \$34.95 (\$3.95 S/H). No hassle, 60-day guarantee. Toll free 1-800-447-7770. VISA/MC/AMEX. DOLLAR TRADING CORP., PO Box 8433, Dept. WWO, Grand Rapids, MI 49512. MI & CT add sales tax.



A terrific selection of Turned Wood Parts. All American made. Shaker Pegs, Candle Cups, Wheels, Balls, Dowels, Screwhole Buttons, and much more. Free shipping on orders over \$25.00 Bulk prices available. High Quality - Reasonable Prices - Fast Service. 24-page catalog, 75c. AMERICAN WOODCRAFTERS SUPPLY, R.R. 2, BOX 147, RICEVILLE IA 50466. (515) 985-4032.



STOP pegboard hook fall-out forever! M-CLIPS are the guaranteed perfect solution to the annoying problems of pegboard hooks that come loose when a tool is removed. Fit both 1/4" and 1/8" perfbboard, lock into adjacent holes and hold hooks tightly in place. Send self-addressed stamped envelope for free sample or \$5.99 plus \$1 P&H for package of 50 to: AETECH CORP., Dept. W, Box 6298, Lawrenceville, NJ 08648.



Band Saw Blades. Have you really tried the best? Suffolk Machinery offers Swedish Silicon steel band saw blades by Hakansson. Known for milled sharp teeth, electro heat induction hardened. European patented 1946. We have any size & length in stock. Flex & hard back Band Saw Mill blades, Bi-Metal -M-2/M-42. We offer 24 hour service! Dealers welcomed. Send for free catalog. Satisfaction Gtd. or Your Money Back! SUFFOLK MACHINERY CORP., 12 Waverly Avenue, Patchogue, NY 11771.



Holiday Special! Because your loved one deserves the best, order Warren Tool Woodcarving Kit (shown) plus "Basic Woodcarving" book (not shown). #KBL3 special - only \$22.95 ppd. (outside U.S., add \$1.75). Offer expires 2/1/90. Send check or money order to: WARREN TOOL CO., INC., Rt. 1, Box 14-A, Dept. HDW, Rhinebeck, NY 12572. UPS/COD, extra charge. 1-914-876-7817.



Drum Sander Attachment converts any radial arm saw to a surface thickness sander for finish sanding up to 44" wide; can be attached to standard stand kit. Hardware kit available or Pro Stand. Allows precise dimensions of boards and parallel edge jointing. PERFORMAX PRODUCTS, INC., 1221 Woodlake Drive, Dept. WX, Burnsville, MN 55337. Call 800-334-4910. In MN, call 612-435-6780.



Music box movements for creative Christmas gifts. Put them in a jewelry box, manger scene, dollhouse, treasure chest, toybox, stuffed animal, pillow, or whatever you make. Over 70 melodies available, only \$5.95 each. Catalog \$1.00. ST. CROIX KITS, 423-B S. Main Street, Stillwater, MN 55082. 612-439-9120.



Order now and save on low cost of this commercial quality 10" table saw kit. Only \$103.50. No need to decide between quality and price. Comparable value \$1000 to \$1500. A woodworker's dream! GILLIOM MANUFACTURING, P.O. Box 1018, St. Charles, MO 63302.



Now you can lay out precise letters and numbers for your wood craft projects. Scrollsawers and sign carvers use these specially designed lettering layout guide sets. Quick and easy-to-use – simply trace around the letters – guides are very durable. Several styles and different sizes are available. Brochure \$1.00 SEYCO SALES, 1414 Cranford Drive, P.O. Box 472749, Garland, TX 75047.



Receive The Mallet magazine each month for one year, a membership card for museum admissions, purchasing, exhibiting and publishing benefits PLUS The Wedge Head by Kent Bailey. Send your check or money order for \$20.00 to: NATIONAL CARVERS MUSEUM, 14960 Woodcarver Rd., Monument, CO 80132, or use Visa or MC by calling 719-481-4737.



The Makita 6093 DW drill comes complete with a one hour fast charger, 9.6 volt battery, steel carrying case, and double-ended phillips bit. The 6093 DW drill kit is variable speed (0-400 and 0-1100 RPM) with six position clutch for a variety of fastening applications. List price \$248, yours for \$125.00. TOOLS ON SALE, 216 W. 7th St., St. Paul, MN 55102. Call toll free 1-800-328-0457; in Minnesota, 612-224-4859.



Complete power-feed Drum Sander with stand and motor. 12" & 26" models. In seconds produces satin-smooth finish impossible to duplicate by hand methods. Send for free information kit. WOODMASTER TOOLS INC., Dept. DHG, P.O. Box 412551, Kansas City, MO 64141.



Unlock your creativity with our new Model 435 Scroll Saw. Features extra large 20" throat and 2" depth of cut, chuck that allows blade to rotate full 360°. 12" x 12" cast-iron worktable that tilts from 0° to 45° left or right, variable speed control for motor that adjusts cutting speed from 600 to 2,000 strokes per minute. FOLEY-BELSAW COMPANY, 6301 Equitable Rd., Dept. 42021, Kansas City, MO 64120.



Executive wood toys! Now you can create this 1929 Ford showpiece and many others like it from our detailed and easy-to-read patterns. We offer you a complete line of patterns, parts and wheels. Make this day a time to remember with one of our executive wood toys! Send \$1.00 for catalog to: TOYS AND JOYS, Box 628 HGL, Lynden, WA 98264.




Moisture-related problems such as shrinking, warping and cracking can ruin the most beautiful wooden pieces built. Avoid wood moisture problems by checking the wood with a moisture meter! The pocket-size Mini Ligno moisture meter is for the serious hobbyist and professional woodworker. LIGNOMAT, P.O. Box 30125, Portland, OR 97230. Call 503-257-8957 or 800-227-2105.



Personalize your wood items quickly and easily with this brass branding iron. First line: HAND CRAFTED BY; second line: your choice of up to 20 characters including spaces. Compact size. \$26 ppd. Guaranteed. Order toll-free 1-800-826-7606 (NE residents 402-464-0511) or by mail from NOVA TOOL CO., P.O. Box 29341, Dept. BGL, Lincoln, NE 68529. Shipped within 1 week.



See the K5 in action in this video demonstration. You'll see each operation – Table Saw, Surface Planer, Shaper & Slot Mortiser – in detail as well as how easy it is to convert from one operation to another. Includes free set of woodworking plans for a writing desk & a \$25.00 gift certificate toward accessories with purchase of a K5 from Farris machinery. K5 Video Demo, \$14.95. FARRIS MACHINERY, 320 North 11th, Blue Springs, MO 64015 or call 1-800-USA-KITY.



Learn wildlife carving with patterns and instruction for ducks, pheasant, shorebirds, songbird, and fish. Developed for easy carving for beginners using readily available wood. Great starter booklet for those wanting to give wildlife carving a try. Send \$6.50 to DAKOTA WIND, Box 866WS, Jamestown, ND 58402.



Fine tune your stack dado for perfect fitting joints. Try our solid brass shims when fitting sanded plywood, metric plywood, laminated sheets, & planed or sanded lumber into saw-cut dados. Use the shims 1 or 2 at a time to make tighter or looser-fitting joints as needed. 5-pc. set includes .010", .016", .020", .025" and .031" shims w/ sizes stamped on ea. shim. Arbor hole is 5/8". For use w/ stack dados up to 8" diam. \$9.95. Order from WOODWORKER'S SUPPLY OF NEW MEXICO, 5604 Alameda PLace NE, Albuquerque, NM 87113. 1-800-645-9292. In NM, (505) 821-0500.



Wood River Hollowing Plane No. 100 1/2, in cast manganese bronze, has a double radius sole and a Hock 1" wide high carbon steel blade to rough out hollows and contours easily. 3 1/2" overall length. Sole has 12" length radius, 7/8" width radius. Perfect for shaping violin backs, ship models, bowls, or sculpture. Stock #02A31 \$59.95 ppd. from WOODCRAFT SUPPLY CORP., 210 Wood County Industrial Park, Parkersburg, WV 26101. 1-800-225-1153.



Drill press and radial arm saw rotary planers! Planes, tenons, rabbets, mouldings, raised panels, and decorative cuts; all with the Wagner Safe-T-Planer. Complete detailed instructions and valuable sharpening tools for easy maintenance. Drill Press Kit, \$35.00; Radial Saw Kit, \$40.00. (State make, model shaft diam.) \$2.50 S&H. Absolutely safe! Guaranteed! Free literature! G & W TOOL, INC., P.O. Box 691464, Tulsa, OK 74169-1464. (918) 486-2761



Save time—money. Increase your production ten-fold. Use our high quality, fairly priced power feeder. May be installed onto circular saws, shapers, sanders, planers, etc. There are 3 to choose from: SK-301FD – 1HP 1PH, \$695; SK-301FD – 1HP 3PH, \$659; SK-321FD, 1/4HP 1PH, \$390. For more info., call or write: LOBO POWER TOOLS, 10922 Klingerman St. #3, S. El Monte, CA 91733. 818-350-1096.




The Arrow T-50MP, Multi-Purpose 8-piece Staple Gun Kit is the ideal gift for any occasion. The T-50MP kit comes in a handy re-usable blow molded case and contains a No. T-50 heavy duty staple gun, 3 different T-50 staple leg lengths, wire, screen/piggy-back and window shade slip on attachments, plus a staple lifter. Available at most hardware, homecenter and discount department stores. ARROW FASTER COMPANY, INC., 271 Mayhill Street, Saddle Brook NJ 07662.



Standing five feet tall, our "Waving Santa" will add a holiday welcome to your entrance-way, front door or yard. Included are full size patterns for cutting and painting, mounting techniques, decorative variations and our woodcraft catalog. Only \$7.00. ACCENTS, Dept. KA119, Box 7387 Gonic, NH 03867.



Foremost S-Model Power Grinder. By far Foremost's most popular model, this machine features a 1/8 HP motor, sealed ball bearings, flexible shaft construction, and a speed rating of 14,000 rpm. The speed can be controlled with a foot control (included) or a dial control (sold separately). When used with Foremost handpieces, this grinder will remove large amounts of wood quickly and efficiently. Only \$189.50 (postage pre-paid in the continental U.S. only). A \$207.00 value! P.C. ENGLISH, INC., Dept. BHW119, P.O. Box 380, Thornburg, VA 22565. 1-800-221-9474.



Book, "The Router," Revised, by Robert Rosendahl – step-by-step instruction book with original drawings & photos to make router set-ups, safety precautions, & tips easily accessible to carpenters, hobbyists, & craftspeople. Covers tablemounting, portable uses, detailed moldings, reverse inlays, panel doors, miter work, pattern work, circle work, box joints, dovetails & more. Christmas Special, \$11.95 ppd. Offer good until 12/31/89. Call toll free 1-800-665-0252. Visa or MC accept. OAK PARK ENTERPRISES.



Build a comfortable and well balanced Love Seat for enjoyable moments on the porch. Plans & Patterns, \$7.95. Suspension Kit (8 ball bearings, spacers, washers, nuts & bolts), \$34.95. VIEL TOOLS INC., P.O. Box 660, Madawaska, ME 04756-0660.



There always seems to be one certain hanger which works best for each different item you need to hang. This 370-piece assortment includes 14 different hangers – 140 in all plus 230 fasteners and organizer box. Order #8403 Assortment at \$14.99 plus \$4.95 per order for P&H from MEISEL HARDWARE SPECIALTIES, P.O. Box 70GS, Mound, MN 55364.



Build this Mariner's Globe from our pre-cut solid oak kit. Kit includes 16" Replogle Globe, pre-cut solid oak parts, hardware, instructions. 37 1/2" H x 23" W. An easy and rewarding project. Display with pride. Also makes a great gift. Special holiday price, \$199.00 shipped prepaid. Order from: CRAFTSMAN'S CORNER, P.O. Box AP, Des Moines, IA 50302.



Make any one of fifteen different door harps from these traditional patterns. Kit includes patterns for 15 harps, 8 tunepins, 3 ft. tunewire and 4 hardwood clapper balls. \$13.38 ppd. (CAL residents add 80c sales tax). **TIMBERS WOODWORKING**, A15 Lake Forest Rd., Carnelian Bay, CA 95711. 24-hour order phone: (916) 581-4141.



If you value your fingers you need **RIPSTRATE®**. Holds the work tight against the fence with no hands near the blade; makes perfect cuts; wheels lock to prevent kickbacks. No adjustment needed for stock width or thickness. One year guarantee. \$69 delivered. Check, M.O., Visa or MC. Free brochure. **FISHER HILL PRODUCTS**, 4 Fisher Hill, Fitzwilliam, NH 03447. 1-800-421-0256.



You can build this unique pine baby cradle & create a family heirloom. This larger design cradle is built from standard pine boards with basic hand tools. It can rock freely, lock in place or be removed from the stand & set on the floor. For complete cradle plans, bedding details & colour photos, send only \$7 (post-paid) to: **D & D INSPIRATIONS**, P.O. Box 1852-W, Peterborough, Ontario, Canada K9J 7X6. **Inspirations In Wood** catalogue of unique plans is only \$3 & includes a free sample plan (\$5 value).



Robland – The Intelligent One-Man Shop. This 1000 pound cast iron machine is the ideal tool for a one-man professional shop or a demanding hobbyist. With this machine it is possible to have a top quality workshop in a room the size of a single car garage. For ordering information, call 1-800-234-1976, **LAGUNA TOOLS**.



Curved molding, raised panels, dowels, crowns, and many others. Quick changeover, Five-year Warranty, and Free Thirty day Trial. whether you're a do-it-yourselfer or professional, you can rely on the **W&H Molder/Planer** to perform a range of woodworking jobs quickly, smoothly, and with warranted dependability. **WILLIAMS & HUSSEY MACHINE CO., INC.**, Riverview Mill, P.O. Box 1149, Wilton, NH 03086.



Auto-Mach electric wood carving tool chisels wood at up to 10,000 VPM. Safe, lightweight, easy-to-use, the pressure-activated head controls carving speed & depth, speeds carving faster than traditional mallet & chisel method. Professional quality suitable for hobbyists or journeyman carver. Wide variety of hardened steel cutting blades. Operates on ordinary household current. Prices start at \$269.00. Visa & Mastercard accepted. **SUGINO CORP.**, 1700 Penny Lane, Schaumburg, IL 60173. Call 312-397-9401.



The amazing Square Drive Screw virtually eliminates diver bit "cam-Out." Also available with a special "Combination" recess for use with either a Square Drive or Phillips drive bit. Stocked in nearly 200 sizes, types, and styles from #4 x 3/8 to #12 x 4 in hardened steel, solid brass, stainless steel, and many platings. Sampler pack just \$3 including catalog. **MCFEELY HARDWOODS**, 712 12th St., Lynchburg, VA 24505. Toll free 1-800-443-7937.



Patterns by Design Group – Toys, Games, Puzzles, Birdhouses, Rock Horses, Cars, Trucks, and MORE! All patterns are "Same Size" Blueprints. No enlarging necessary. Simply trace and create. Money Back Guarantee. For Design Group's fully illustrated **NEW** catalog, send \$1 to **DESIGN GROUP**, Box 514 JJ, Miller Place, New York, NY 11764.



Make a Gift ... Don't shop the Mall – Go to your shop! Our 4' wingspan Bi-Plane Book Shelf would be welcomed by anyone on your Christmas list – even Orville! #04079Z Plans & Parts Kit (no lumber), \$10.95 plus \$4 processing charge. 48-page Catalog, \$2.00. **CRAFTER'S MARTS**, P.O. Box 2342, Greeley, CO 80632.



Sanding abrasive cleaner works like giant eraser to remove wood, plastic and metal from sanding belts, sheets, discs and drums. Long lasting abrasive cleaners are clean, safe, and non-toxic. For use with all kinds of abrasives on any power tool. Will not harm the grit or the power tool in any way. **LMAC2212**, 2" x 2" x 12" at \$11.95 each. **THE OLSON SAW CO.**, Rt. 6, Bethel, CT 06801. Phone 203-792-8672.



Create a Family Treasure! Be remembered for giving elegant **Spirit of Liberty** Westminster chiming wall clock. Best quality West German movement. Choose rare walnut cherry or oak. Crystal clear beveled glass. Kits made by grandfather craftsmen, Excelsior MN. Catalog \$2.00. Visa/Master Card. **KUEMPEL CLOCK WORKS**, 21195 Minnetonka Blvd., Excelsior MN 55331. 1-800-328-6445.



Discover the advantage of square drive screws! You'll receive 100 flathead screws each of eight popular sizes, a screwdriver, a power bit and a handy tray-mate. Zinc plated (D6599), \$21.50. Brass plated (D6599-01), \$25.95. Shipping \$3.50. **THE WOODWORKERS' STORE**, 21801 Industrial Blvd., Rogers, MN 55374. Credit card orders: (612)428-2199.



What a great gift idea! A 50-year calendar as small as a pocket watch. Made of solid brass and highly polished it will give the month and day at a glance until the year 2035. It is ideal as a paper weight too. They're inexpensive so why not order a few. \$6.50 each post-paid, two for \$12.00 or six for \$30.00. ARMOR PRODUCTS, Box 445, East Northport, NY 11731. New York residents add tax.



Choose from six speed ranges: the Bosch 1273 DVS variable speed belt sander lets you use it for everything from fine finishing to coarse stock removal. Dust collection bag, unique belt tensioning system and easy belt changing make it a professional and woodworking hobbyist's delight. For your BOSCH distributor, see your Yellow Pages: "Tools - Electric."



Dial-in the motor speed you need to match any routing job with the Bosch 1611EVS variable speed plunge router. And enjoy the combination of plunge routing advantages, plus excellent ergonomic design and over 3 H.P. for heavy going. For your BOSCH distributor, see the Yellow Pages: "Tools - Electric."



Designed for the small professional and home woodworking shop. It is extremely effective in the capture of very fine respirable dusts such as fine sawdust. Handles a 4800 cubic foot workshop. Four wheel casters allow unit to be wheeled around the shop. Simple pull and cut operation removes dirty media quickly and easily. TECH PAPER, INC. 64 Euclid Avenue, Pittsfield, Massachusetts 01201. (413) 499-3351.



Build Along with Norm Abram! Build American country furniture step-by-step with master woodworker Norm Abram in his new book **The New Yankee Workshop**. Learn Norm's shop secrets while creating authentic reproductions of Yankee craftsmanship. To order your copy of **The New Yankee Workshop** and save \$5.00 off the retail price, send \$24.95 to RODALE BOOKS, P.O. Box 02469, Emmaus, PA 18098.



Create a spectacular 8 1/2" high Dentzel stander carousel horse with this complete precut kit. Send check or call toll free 1-800-284-6229 and charge it to your Visa, MC or AMEX. Ask for kit #617000, \$32.50 ppd. \$2.00 for our 64-page color catalog featuring over 2,000 woodcarving tools, books and supplies. (Catalog free with order.) WOOD CARVERS SUPPLY, INC., P.O. Box 8928-W, Norfolk, VA 23503.



Rocking Airplane Kit, L. 32", W. 30", H. 24", 40 lbs. Another great kit for you to assemble. Made from 2" Yellow Pine. All parts cut and shaped. \$69.99 plus \$10.00 shipping and handling. Ck., MO, Visa, MC. TAMPA WOOD PRODUCTS, INC., P.O. Box 14427, Dept. W, Tampa, FL 33690. (813) 251-6583 or 875-0141.



Merry Christmas from Woodworks! Our 16 piece American made countersink set in a beautiful hardwood case regularly \$59.95 is on sale for \$49.95. It contains taperpoint drills and countersinks for #6, #8, #10, #12, #14 screws. It also comes with 3/8" and 1/2" stop collars and matching plug cutters - everything you need. FL-8000 \$49.95. WOODWORKS, P.O. Box 14507-P, Fort Worth, TX 76117. 817-281-4447.



With the Wheelright toy wheel maker and your drill press, you can make quality toy wheels 1 3/8" - 4 1/2" in diameter. The small cutter adjusts 1 3/8" - 2", and the large 3 - 4 1/2". One cutter of your choice comes with the Wheelright (please specify) for \$59.95 + \$3.00 shipping (Missouri res. add \$3.92 tax). Extra cutters are \$15.00 each. For catalog only, send \$1.00 (free toy plan included). THE TOOL CO., INC., Dept. W, 5271 Raintree Pkwy., Lee's Summit, MO 64082. 816-537-6308.



ELU #3338 2-1/4HP Electronic Plunge Router has a new system of precision plunge-depth setting designed for speed and simplicity incorporating an easy to read magnified scale. The switch is located on the handgrip for convenient operation. **Order now! Credit Cards Accepted.** \$269. WILLIAMS TOOL SALES CO. 1-800-338-6668.



Simply cut sandpaper from standard sheets for these sleeveless drum sanders. Special: 1" x 3" & 2 1/2" x 3" set, \$29.95 = \$2.50 s/h. Many other sizes available. Money-back guarantee. Send check to SINGLEY SPECIALTY CO. INC., P.O. Box 5087B, Greensboro, NC 27403.



Edico is offering a bundle of lumber. 10 board feet of 3/8" shorts, 3" and wider, 18" - 36" long in cherry, oak or walnut. Includes a "How To" project book and top-grade lumber catalog! Only \$39.95 delivered. Specify species and send check or money order to EDUCATIONAL LUMBER COMPANY, Box 5373 W, Asheville, NC 28813.



This highly versatile carbide bit set allows you to make raised panel cabinet doors plus over 39 different molding profiles. The bits have 1/2" shanks & come in a sturdy wooden storage case. For use with a table mounted router, it is an ideal gift for the fine woodworker. FREUD, P.O. Box 7187, 218 Feld Ave., High Point, NC 27264.



Delta 10" Motorized Table Saw handles precision ripping & crosscutting, as well as dading, moulding & tenoning using optional accessories. Standard features include: cast-iron table with steel extensions; self-aligning rip fence with single control handle; powerful 15 amp motor; miter gauge with positive stops at 45° & 90°, & see-thru blade guard with splitter & anti-kickback fingers. For info. or name of nearby Delta dealer, call DELTA INTERNATIONAL MACHINERY CORP. 1-800-438-2486; in PA, 1-800-438-2487.



Sand on a cushion of air! We supply 5 free "flexible" sanding sleeves to go along with the 1 1/2" diameter x 4" long heavy-duty sander. Chuck into your drill press or drill, (3/8" shaft incl. in drum), & quickly polish out scratches, burns, & cutting marks. \$29.95 + \$2.50 s&h. Cat. #01605. INDUSTRIAL ABRASIVES CO., 642 N. 8th St., Reading PA 19603. 800-428-2222, 800-222-2292 PA ONLY).



Like a third hand. Provides that extra support so often needed. Its rugged, heavy-duty, all-steel construction makes it a tool you'll depend on for years. Roller is 13" long, galvanized and ball bearing. Adjusts in height from 25 3/4" to 45". When done, it folds flat. #HPR-13, \$39.95 + UPS. HTC PRODUCTS, INC. Toll free 1-800-624-2027; (in Mich.) 313-399-6185.



If you enjoy woodworking, a versatile Marlin Wood Carving Machine may be just what you need. Three-dimensional carving of sculptures, plaques, panels and mouldings is easy. Wood sign carving is simple. Available in three sizes. MARLIN INDUSTRIES, INC. Route 70, Box 191, Cashiers, NC 28717. 704-743-5551.



Solid cherry commode table, \$169. Ready to assemble, 20" x 27" x 22" high. Also available in walnut, oak and mahogany with matching coffee table. Shipped from stock. FREE brochure. ADAMS WOOD PRODUCTS, INC., 974 Forest Dr., Morristown, TN 37814. Or call 615-587-2942.



Super tungsten carbide paint scrapers. Replaceable carbide blades and rugged handles assure long life. Perfect for painters and do-it-yourselfers. Sale priced at \$6.30 each for 1" or 2" width and \$18.50 each for heavy duty 2 1/2" width. To order, phone BUCKEYE SAW at 1-800-543-8664 or 513-621-2159.



Build tomorrow's heirloom today! "Merrilegs" is designed to capture the spirit and beauty of a child's loyal steed as well as provide pleasure and satisfaction for the woodworker. Build this Rocking Horse using our full-size, easy-to-make plan. Plan #121, \$12.95 ppd. Catalog of 200 professionally designed plans for building furniture - \$3.00. FURNITURE DESIGNS, INC., 1827 Elmdale Ave., Glenview, IL 60025. UPS, COD. 312-657-7526.



Introducing two new router bit kits for professional and industrial use. The Woodmaster 12 has twelve router bits, and the Woodmaster 8 has eight. Industry's most usable 1/4" shank router bits in a handsome mahogany and pine storage case. Premium carbide tipped router bits are machined and ground to industrial standards. DML INC., 1350 S. 15th St., Louisville, KY 40210. 1-800-233-7297.

Exotic & Domestic Hardwoods

BereaHardWoods..



Holiday Candle Holder. Made from a wheel, spindle, candle cup and insert. Wood parts and dowels from MIDWEST DOWEL WORKS, INC., 4631 Hutchinson Rd., Cincinnati, OH 45248.

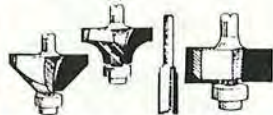


Woodworker's vise comes in two sizes, 9" with a 4" x 7" jaw size or 12" with a 4" x 10" jaw size. These vises have many features that can help any woodworker create a multitude of projects, with ease for many years...why because it's made by Jorgensen. Write for our catalog to: ADJUSTABLE CLAMP COMPANY, 410 N. Ashland Avenue, Chicago, IL 60622.



The Dupli-Carver is a wood duplicating machine that can reproduce three-dimensional carving in wood. The machine uses a stylus (tracer) to follow the contours of a statue or plaque, while a router carves a duplicate. Two models starting at \$359. WOOD-MIZER®, 8180 W. 10th Street, Dept. QQ29, Indianapolis, IN 46214. Phone: 1-800-553-0219, or in Indiana - 317-271-1542.

CARBIDE TIPPED 1/4" SHANK ROUTER BIT SETS



"Must Have" Carbide Tipped Router Bits Set includes most desired bits used by all woodworkers. Set makes a special gift. 8-piece set includes: 3/8" round over bit, 1/4" straight bit, 1/2" straight bit, 1/2" flush trim bit, 3/8" rabbeting bit, 45° chamfer bit, 3/8" key hole bit, and 1/2" 14° dovetail bit. Exceptional quality and value. \$69.95 for set. MLCS LTD., P.O. Box 4053D, Rydal, PA 19046. Call toll free 1-800-533-9298.



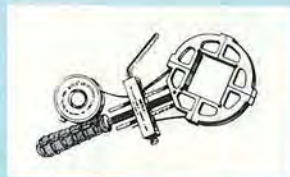
Christian art makes wonderful gifts for housewarming, holiday giving, fun or profit. Many different patterns are available to use on your band or scroll saw. Send \$6.00 for 8 patterns and a catalog of many others to IN HIS STEPS, 4089 Via Del Bardo, San Ysidro, CA 92073. 1 Peter 2:21.

PARA GAUGE

Finally, a solution for accurately setting your table & radial arm saw. Designed for both the home handyman & professional, Para Gauge provides a parallel measurement up to 10 inches for setting rip fences & up to 2.5 inches in blade depth. Being completely portable, Para Gauge can also be used to set band saws, drill presses & router tables. A perfect gift idea for only \$29.95, plus \$3.50 shipping & handling. To order call 1-800-343-6129 or write ACCUSET TOOL CO., INC., P.O. Box 1088, Troy MI 48099. MC/VISA accepted.



Foredom Craft Kit gift special only \$222.90 (for IL res., add \$14.51 tax, shipping pre-paid). A \$253 value! This complete package includes our most popular machine and a variety of the most useful accessories. Powerful 1/8 HP motor. Order catalog number X0510B. CRAFTSMAN WOOD SERVICE CO., 1735 West Cortland Court, Addison, IL 60101. 48-state Continental U.S. only.



"Merle," the adjustable corner clamp, forces your project into square. Full adjustable from 25/8" x 25/8" to 69" x 69". Perfect for anything that requires 90 degree corner clamping. Cast aluminum and steel construction; quick and easy to use. \$22.95. MLCS LTD., P.O. Box 4053D, Rydal, PA 19046 or call toll-free 1-800-533-9298. Visa/MC.



\$338.00 takes home this Ryobi 10" portable planer for the home craftsman or serious professional on your gift list. Supplies are limited, so order yours today to assure arrival by the Holidays. We offer **free freight** and **same day shipping**. Order now from TOOL CRIB, P.O. Box 1716, Grand Forks, ND 58206. Call Toll free 1-800-358-3096.



Make this jolly rooftop Santa. Fun and decorative plywood project measures a big 54" tall. Full size pattern with instructions and painting guide PLUS our latest catalog displaying over 600 exciting woodcraft projects, only \$9.50. THE WINFIELD COLLECTION, Dept. WGL, 12044 Parkin Lane, Fenton, MI 48430.

BENNY'S WOODWORKS

Woodworking Supplies

In Tennessee Call 1-800-255-1335 Out of State call Toll Free 1-800-255-1335

Assorted woodworking supplies including dowel pins, candle cups, buttons, needle boxes, wooden fruit, napkin rings, balls, salt & pepper shakers, toy wheels, and many more wood and metal accessories. Write for our free catalog: BENNY'S WOODWORKS, P.O. Box 656, Antioch, TN 37013. 1-800-255-1335. In TN, 615-331-8384.



"Supergrit" quality sandpaper belts, discs, and sheets by mail order at warehouse prices. Small and medium-sized buyers can purchase small quantities of abrasives at industry prices (\$25 minimum). Prompt, free UPS shipment to most USA areas. RED HILL CORPORATION, P.O. BOX 4234, GETTYSBURG, PA 17325. Call 1-800-822-4003 for free catalog.



Classic through-dovetail joints, cut accurately, quickly and easily. Fast, simple set-up - no test cuts - with beautiful results. Variable spacing, too! NEW MODELS - for drawers, furniture, boxes and giftware. Warranted 20 years! Free information from KELLER & CO., 1327 "I" St., Petaluma, CA 94952. (707) 763-9336.



Cut rings out of a single square of wood with PNI's Ring Master and glue them together to create beautiful artistic objects. Make bowls, trays, dishes, vases, jewelry boxes, lamps and more. Phone PNI at 1-800-634-9281 for free descriptive literature.



Perfect gift for anyone who needs a hand around the house: the new SKIL Super Twist® cordless power screwdriver. With twice the power of our best-selling Skil Twist®, the Super Twist drives larger, longer screws in no time. Also has automatic collet lock & room to store bits right in the handle. At hardware stores and home centers everywhere.



The Artisan's Saw is equipped with features/benefits package unmatched in the industry. Unique built-in dust collector shroud allows woodworker to operate in dust-controlled environment. Also includes T-slot miter gauge, open grate cast iron extensions, & powerful 1 1/2 horsepower motor. For further information, contact POWERMATIC at 1-800-248-0144, or stop by your nearest Powermatic Artisan's Line Distributor for a personal viewing of the Artisan's saw.



A companion to his popular PBS-TV series on wood carving, Richard Butz's book covers whittling, chip carving, wildlife carving, relief carving, lettering and architectural carving. A great gift idea for the woodworkers on your shopping list. \$15.95, plus \$2.50 postage and handling. (CT residents add 8% sales tax.) Write: THE TAUNTON PRESS, 63 South Main St., Box 355, Newtown, CT 06470. 1-800-888-8286.



Wilke's exclusive line of Bridgewood woodworking machinery features dust collectors for professional & industrial shops as well as the amateur home shop. The model BW-015A is one of our most popular models. Features include 610 C.F.M. air movement, one 4" inlet & four casters for easy movement around the shop. The BW-015A is very efficient, compact & is intended for use in the small cabinet shop or home shop. Holiday Gift List Special Price, \$199.00 F.O.B. WILKE MACHINERY CO., 3230 Susquehanna Trail, York, PA 17402. (717) 764-5000.



- Level surfaces when gluing stock together using Double Bar Clamps exclusively from Shopsmith.

Eliminate workpiece bowing with pressure applied to sides, top and bottom. Three sizes: 24" (555162) \$32.00, 36" (555163) \$36.00, 48" (555164) \$39.00. SHOPSMITH, INC., Dept. AXKT, 3931 Image Drive, Dayton, OH 45414-2591. 1-800-543-7586.



- Create a beautiful life size male Woodduck decoy in a few hours! Finely sanded basswood decoy with true to life accuracy. Included in complete kit: Quality glass eyes, painting instructions & pattern, acrylic tube colors and brushes. Anyone can produce this heirloom quality art piece with a minimum of money, effort and time! \$49.95 ppd. Order #8900. 1-800-843-3320. VAN DYKES, Dept. 55, Woonsocket, SD 57385.



- Here's the secret of the famed Rosini Family, renowned antique and fine furniture restorers. This high quality preservative and rejuvenating polish gently cleans and penetrates into wood, restoring moisture and giving it new life. Perfect for leather and painted furniture, too. 8 oz. container, \$10.95 ppd. from Constantines, Dept. WDK89, 2050 Eastchester Rd., Bronx, NY 10461.



- Woodworkers! Brand-new tapered bits feature patented, improved-chip-clearing countersinks. Depth adjusts with screwdriver (no allen wrench to lose). Set of 4 (#6, 8, 10, 12 screws), only \$19.99 + \$2.95 S&H. With credit card, order #99002 toll free: (800) 321-6840. LEICHTUNG WORKSHOPS exclusive!



- Now, Sakura has two value-priced scroll saws to choose from - a 14" 3-speed and a 21" 5-speed model, each with built-in air bellows; stand; quick, safe speed changes and a full two-year limited warranty - all at a price that's tough to beat! SAKURA, U.S.A., 360 S. Monroe St., Xenia, OH 45385. \$1.00.



- A great third hand. Many, many uses. Support for your table saw, extension for your jointer, hold up that piece on your planer or maybe just a saw horse. Adjusts from 22" to as tall as 48". Heavy cast iron base with sturdy chrome tubes. Call to order today. TOTAL SHOP. 1-800-845-9356. \$39.95 + \$6.00 shipping. Order #914.



- Jets new 1' x 30" belt sander is great for the home shop, tool room, or hobby shop. It is versatile for sanding wood or metal. Use it for tool sharpening, deburring or sanding. Order today for only \$59.95 + FREE FREIGHT. CA residents add 6% sales tax. SANTA ROSA TOOL & SUPPLY, 1651 Piner Road, Santa Rosa, CA 95403. Call toll free to order - 1-800-346-0387. In CA call 1-800-345-8665. Visa/MC.



- The Popular RADI-PLANE makes rounding edges quick and easy. Features include: inlaid brass guide, micro-adjustable cutters, and choice of Rockmaple or Blackwalnut. The finely crafted RADI-PLANE makes an ideal stocking stuffer for the most discriminating craftsman. Suggested retail \$21.95. Available at your finer wood-working supply retailers and catalogs or contact L.A. MATHERS CO. at 800-326-5415 for nearest dealer.

(ADVERTISEMENT)



- Personalize your finished projects with BrandMark's solid brass, torch-heated branding iron. Easy to use, lasts for years, satisfaction guaranteed. Makes an ideal gift. Custom irons available. Standard "Handcrafted By" and your name (20 letters), \$25 plus \$2.50 s/h. Electric, \$41.95 Check, Visa, MC, AE accepted. Order from BRANDMARK by F&K, Dept. G, 462 Carthage Dr., Beavercreek, OH 45385. 1-800-323-2570 or 513-426-6843.



- Easier blade mounting & longer blade life with this kit. Contains 1 pr. 0.7 MM HEGNER Blade Clamps, Tuffwrench (eliminates Allen screws) & a Blade Mounting Device. Replacing factory clamps on AMT, Delta Model 40-150, Jet, Penn State & other 15" Taiwanese saws. Sale Price \$34.95, plus \$3.95 S/H. AMI, LTD., P.O. Box 312, Dept. 337, New Castle, DE 19720 or call toll-free 1-800-648-4264.



- Ebac LD 800 Lumber Dryer: This reliable, yet simple to operate system features Universal Controller to monitor & control conditions inside the kiln chamber. Using our gentle dehumidification process, Ebac will provide the quality you require. With the Ebac LD 800 you can dry assorted species and thicknesses ranging from 100 to 800 board feet. \$1 450.00. EBAC LUMBER DRYERS, 5789 Park Plaza Court, Indianapolis, IN 46220. 1-800-433-9011.



- Woodturner's Delight - Six bowl, plate and goblet blanks from 1 1/2 to 3 inches thick in walnut, cherry and curly maple, \$18.00 + shipping. Cabinet Maker's Dream - 20 board feet of 3/4 inches surfaced clear faced stock 30-48 inches long in red oak or cherry, \$30.00+ shipping. For more information call 1-716-945-1510 or write NORTHEASTERN HARDWOODS, P.O. Box 365, Salamanca, NY 14779.




- For your favorite little someone, this kit features a beautiful wood case made of select solid American cherry. The quartz pendulum movement plays the famous Westminster melody on the hour, partial melody each quarter hour and counts out the hours. A brass urn provides the finishing touch to the scrolled top crown. Runs on "D" battery. Finished clock size: 24" x 8 1/2" W x 4 1/8" D. Kit retails for \$119.95 & the matching shelf is sold separately for \$16.95. For more information about this beautiful kit, call 1-800-KLOCKIT (that's 556-2548). Dept. WDA129.



- Buy this superb wooden block plane for about the same price that you pay for a high quality steel plane. Lightweight hornbeam body and super-tough lignum vitae soleplate. Was \$40; Holiday Special \$35 ppd. Catalog \$1.00 (refunded with first order). HAM-MERMARK ASSOCIATES, Box 201-ABW12, Floral Park, NY 11002.



- Recalibratable digital electronic carpenter's level: Wedge Innovations' SmartLevel® measures all angles with up to 1/10 degree accuracy. It automatically calculates percent slope and rise over run and can be recalibrated into perfect balance with the push of a button. To order or for more information, call Wedge toll-free at 1-800-762-7853. WEDGE INNOVATIONS.



- Doing What Forstner's Do Best. These precision machined bits are the best possible choice to bore a clean flat bottomed hole at any angle. Machined from a solid steel billet to avoid grain deformation. Available in 5-piece set for \$75.95, or 8-piece set for only \$110.95. Bits come in a fitted wood box, the ideal Christmas gift for your favorite woodworker. SKYCROFT TOOLS INC., P.O. Box 418WC, Myersville, MD 21773. (800) 767-4747.



Our 11th ANNIVERSARY Gift To You!

ACT NOW! Buy 1-Dozen Belts

12
Get 6 Belts FREE!

SANDING BELTS

Available in 36, 40, 50, 60, 80, 100, 120, 150, 180, 220, 240, 320 grit sizes. Please specify when ordering. We will ship an assortment of 24 Fine, Medium and Coarse unless otherwise specified. BELTS - x weight, a/o, cloth.

- 1 1/8" x 21" \$13.50/doz.
- 1" x 30" 15.50/doz.
- 1" x 42" 15.70/doz.
- 1" x 44" 15.75/doz.
- 2" x 48" 19.50/doz.
- 2 1/2" x 16" 16.50/doz.
- 3" x 18" 16.75/doz.
- 3" x 21" 17.75/doz.
- 3" x 23 3/4" 17.90/doz.
- 3" x 24" 18.00/doz.
- 3" x 27" 18.50/doz.
- 4" x 21" 19.95/doz.
- 4" x 21 3/4" 20.00/doz.
- 4" x 24" 21.50/doz.
- 4 1/2" x 26" 21.95/doz.
- 4" x 36" 24.95/doz.
- 4" x 52 1/2" 34.95/1/2 doz.*
- 6" x 48" 32.95/1/2 doz.*
- 6" x 89" 57.95/1/2 doz.*
- 4" x 132" 59.95/1/2 doz.*

STIKY DISC

Stiky Disc, Rugged Cloth. Buy 5, get 1 FREE. Available in 50, 80, 120, 180, 240 grit size.

- 6" diameter \$5.00/pk.
- 8" diameter 6.25/pk.
- 9" diameter 7.50/pk.
- 12" diameter 10.00/pk.

BELT CLEANING STICK \$6.95
Makes your Belts, Discs, Sleeves last 3x as long.

9" x 11" PAPER SHEETS
A/O Cabinet Paper (Brown)

- | | | |
|-----------|-----------------------------------|-----------------------------------|
| | 50/pk. | 100/pk. |
| 40-D ... | <input type="checkbox"/> \$17/pk. | <input type="checkbox"/> \$31/pk. |
| 50-D ... | <input type="checkbox"/> 16/pk. | <input type="checkbox"/> 28/pk. |
| 60-D ... | <input type="checkbox"/> 15/pk. | <input type="checkbox"/> 26/pk. |
| 80-D ... | <input type="checkbox"/> 14/pk. | <input type="checkbox"/> 24/pk. |
| 100-C ... | <input type="checkbox"/> 13/pk. | <input type="checkbox"/> 22/pk. |
| 120-C ... | <input type="checkbox"/> 13/pk. | <input type="checkbox"/> 22/pk. |
| 150-C ... | <input type="checkbox"/> 13/pk. | <input type="checkbox"/> 22/pk. |

Garnet Paper (Red)

- | | | |
|-----------|-----------------------------------|-----------------------------------|
| | 50/pk. | 100/pk. |
| 40-D ... | <input type="checkbox"/> \$17/pk. | <input type="checkbox"/> \$31/pk. |
| 50-D ... | <input type="checkbox"/> 16/pk. | <input type="checkbox"/> 28/pk. |
| 60-D ... | <input type="checkbox"/> 15/pk. | <input type="checkbox"/> 26/pk. |
| 80-D ... | <input type="checkbox"/> 14/pk. | <input type="checkbox"/> 24/pk. |
| 100-C ... | <input type="checkbox"/> 13/pk. | <input type="checkbox"/> 22/pk. |
| 120-C ... | <input type="checkbox"/> 13/pk. | <input type="checkbox"/> 22/pk. |
| 150-C ... | <input type="checkbox"/> 13/pk. | <input type="checkbox"/> 22/pk. |
| 220-A ... | <input type="checkbox"/> 12/pk. | <input type="checkbox"/> 20/pk. |

No-Load Finishing Paper (White)

- | | | |
|-----------|-----------------------------------|-----------------------------------|
| | 50/pk. | 100/pk. |
| 80-C ... | <input type="checkbox"/> \$16/pk. | <input type="checkbox"/> \$28/pk. |
| 100-C ... | <input type="checkbox"/> 14/pk. | <input type="checkbox"/> 24/pk. |
| 120-C ... | <input type="checkbox"/> 14/pk. | <input type="checkbox"/> 24/pk. |
| 150-C ... | <input type="checkbox"/> 14/pk. | <input type="checkbox"/> 24/pk. |
| 180-A ... | <input type="checkbox"/> 11/pk. | <input type="checkbox"/> 19/pk. |
| 220-A ... | <input type="checkbox"/> 11/pk. | <input type="checkbox"/> 19/pk. |
| 280-A ... | <input type="checkbox"/> 11/pk. | <input type="checkbox"/> 19/pk. |
| 320-A ... | <input type="checkbox"/> 11/pk. | <input type="checkbox"/> 19/pk. |
| 400-A ... | <input type="checkbox"/> 11/pk. | <input type="checkbox"/> 19/pk. |

Wet or Dry S/C Paper (Black)

- | | | |
|-----------|-----------------------------------|-----------------------------------|
| | 50/pk. | 100/pk. |
| 220-A ... | <input type="checkbox"/> \$15/pk. | <input type="checkbox"/> \$25/pk. |
| 320-A ... | <input type="checkbox"/> 15/pk. | <input type="checkbox"/> 25/pk. |
| 400-A ... | <input type="checkbox"/> 15/pk. | <input type="checkbox"/> 25/pk. |
| 600-A ... | <input type="checkbox"/> 15/pk. | <input type="checkbox"/> 25/pk. |



FREE! WITH ANY ORDER OVER \$50.00, CHOOSE A BELT CLEANING STICK OR A "Wooden Memories" PLAN.

Build an heirloom today! Life-like, full size rockers. Can be ordered individually.



- Belt Cleaning Stick
- Bill E. Goat
- Ole Grey Mare
- Bessie the Cow
- Beezer the Burro

INDUSTRIAL
BRASIVES CO.
643 N. 8th STREET
READING, PA 19612

For Fast Delivery Call Toll Free
1-800-428-2222 (U.S.A.)
1-800-222-2292 (PA only)

SHIPPING CHARGES - MIN. ORDER \$25.00
Under \$35 add \$2.75. \$35 or more add \$4.25. PA residents add 6% sales tax.

- MONEY ORDER
- MASTERCARD
- VISA
- CHECK

Acct. # _____ Exp. Date _____
Name _____ DAYTIME PHONE () _____
Street _____ PLEASE PRINT
City _____ State _____ Zip _____

IF YOU VALUE YOUR FINGERS..... YOU NEED A

RIPSTRATE®

The RIPSTRATE holds the work tight against the fence with no hands near the blade. Makes perfect, straight cuts. Wheels lock to prevent kickbacks. *Requires no adjustment for stock width or thickness.*

Over 30,000 now in use in amateur, professional, school, government, military, and corporate maintenance shops.

One year guarantee, 30 day money back trial. Only \$69 delivered. Check, M.O., Visa or M.C. Free Brochure.

Write or call our toll free number: 800-421-0256.

Fisher Hill Products 4 Fisher Hill Fitzwilliam, NH 03447
Dealer inquiries invited.



The most versatile chuck available.

30 applications including screw chucks, 3 jaw chucks, spigot collets etc. Basic chuck offers 7 different uses with free 14 page instructional handbook.



Combination chuck available from:
Albert Constantine & Sons Inc., 2050 E. Chester Rd., Bronx, NY 10461.
Garrett Wade Co. Inc., 161 Ave of the Americas, New York, NY 10013
Shopsmith, 3931 Image Drive, Dayton, OH 45414
Woodcraft Supply Corp., 41 Atlantic Ave. PO Box 4000, Woburn, Mass 01888.
Russ Zimmermans, House of Woodturning RFD3, Box 242, Putney, VT 05346.
Also available from Craft Supplies LTD., The Mill, Millers Dale, Buxton, Derbyshire, England SK17 8SN.

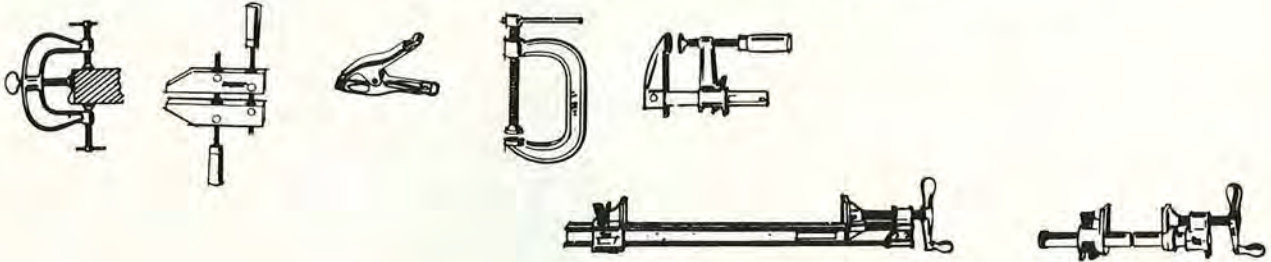
"Jorgensen"®

AND

"Pony"®

CLAMPS

Dependable extra hands for all types of clamping and work-holding jobs:
Woodworking Projects, Home Maintenance, and Furniture Repair.



Write for FREE LITERATURE.

For big 32-page "how-to-clamp-it" catalog, send \$1.00.

ASK YOUR DEALER

ADJUSTABLE CLAMP COMPANY

THE CLAMP FOLKS

410 N. Ashland Avenue • Chicago, IL 60622

DELTA

34-782	10" 3 HP UNISAW W/ UNIFENCE
34-783	10" 5 HP 3 PH W/ UNIFENCE
43-375	3 HP 1 PH HD/Shaper
37-350	8" DJ-20 Joiner W/STAND
31-730	6" Belt 12" Disc
33-890	12" RADIAL ARM SAW
40-601	18" VS SCROLL SAW
33-990	10" RADIAL ARM SAW
22-661	DC 33 13" PLANER
50-179	3/4 HP DUST COLLECTOR
50-180	1 HP DUST COLLECTOR
50-181	2 HP DUST COLLECTOR
34-985	1 PH STOCK FEEDER 110V
34-994	1 PH STOCK FEEDER 230V
34-995	3 PH STOCK FEEDER 230V
33-150	8-1/4" SAW BUCK
34-444	10" CONTR. SAW COMPLETE
31-380	4" X 132" EDGE SANDER
34-670	10" MOTORIZED SAW
40-150	15" SCROLL SAW
31-050	1" X 30" SANDER
23-700	WET DRY GRINDER
31-460	4" BELT 6" DISC
17-900	16-1/2" DRILL PRESS
34-897	DELTA UNIFENCE

CALL FOR OUR LOW PRICES
YOU'LL BE GLAD YOU DID

MILWAUKEE

0395-1	3/8" 9.6 CORDLESS W/CASE	\$149
0228-1	3/8" PISTOL DRILL	87
0234-1	1/2" MAGNUM DRILL	107
0375-1	3/8" CLOSE QUARTER DRILL	115
0379-1	1/2" CLOSE QUARTER DRILL	139
1676	HOLE HAWG W/CASE	224
5397-1	3/8" HAMMER DRILL KIT	139
6368	7-1/4" SAW W/CASE, CT BLADE	129
6508	RIP GUIDE	
	VS SAWZALL W/CASE	126

FREUD

JS-100	PLATE JOINER W/CASE	\$153
EC-900	DOOR SYSTEM SHAPER SET	278
94-100	DOOR SYSTEM ROUTER SET	159
FB-107	7 PC. FORSTNER BIT SET	49
FB-100	16 PC. FORSTNER BIT SET	149
DS-308	8" CT. DADO SET	109

PORTER-CABLE

330	SPEED BLOC SANDER	\$ 55
351	3 X 21 SANDER	118
352	3 X 21 SANDER W/BAG	124
360	3 X 24 SANDER W/BAG	175
361	3 X 24 SANDER	169
362	4 X 24 SANDER W/BAG	185
363	4 X 24 SANDER	181
617	7-1/4" SAW 13 AMP	110
315	7-1/4" SAW 13 AMP	110
314	4-1/2" TRIM SAW	124
690	1-1/2 HP ROUTER	121
9118	PORTA PLANE KIT	185
555	PLATE JOINER W/CASE	159
505	1/2 SHEET PAD SANDER	109

EMGLO

AM39-HC4V3/4 HP TWIN TANK	\$268
AM78-HC4V1-1/2 HP TWIN TANK	298

BOSCH

1611	3 HP PLUNGE ROUTER	\$193
1604	1-3/4 HP ROUTER	119
1604K	1-3/4 HP ROUTER KIT	159
1606	1-3/4 HP D-HANDLE ROUTER	135
1608	5.6 AMP. LAM. TRIMMER	79
1609K	3 IN 1 TRIMMER KIT	163
3270D	3 X 21 SANDER W/BAG	126
1272	3 X 24 SANDER	163
1272D	3 X 24 SANDER W/BAG	168
1273DVS	4 X 24 VARIABLE SPEED SANDER W/BAG	188
921VSRK	9.6V CORDLESS W/CLUTCH	137
91066	1/2" MIGHTY MIDGET VSR	108
1347	4-1/2" MINI-GRINDER	84
1654	7-1/4" SAW W/CT BLADE	98
1581VS	TOP HANDLE JIG SAW	127
1632VSK	VS RECIP. SAW W/CASE	129

SENCO

SN-4	FRAMER 2"-3-1/4"	\$477
SN-2	FRAMER 2"-3"	424
SFN-2	FINISH NAILER	385
	1-1/2" - 2-1/2"	
SFN-1	FINISH NAILER	267
SKS	1/4" CROWN STAPLER	245
LS-2	7/8" - 1-1/2"	239
LS-5	PINNER 1" - 1/2"	259

HITACHI

C-8FB	8-1/2" COMPOUND MITER SAW	\$469
C-15FB	15" MITER SAW	369
TR-12	3HP PLUNGE ROUTER	167
	W/ACCES. VALUE AT \$60	

MAKITA

LS1020	10" MITER SAW	\$226
LS1430	14" MITER SAW	439
5402A	16-5/16" CIRC. SAW	329
5201NA	10-1/4" CIRC. SAW	299
5077B	7-1/4" HYPOID CIRC. SAW	139
5007NB	7-1/4" CIRC. SAW	114
5007NBA	7-1/4" CIRC. SAW W/ELEC. BRAKE	124
1900BW	3-1/4" PLANER W/CASE	109
1100	3-1/4" PLANER HD W/CASE	210
2708W	8-1/4" TABLE SAW	244
3512BR	3 HP PLUNGE ROUTER	199
3601B	1-3/8" HP D-HANDLE ROUTER	126
9030	1-1/8" X 21" BELT SANDER	135
9900B	3" X 21" BELT SANDER W/BAG	139
9924B	3" X 24" BELT SANDER	139
9924DB	3" X 24" BELT SANDER W/BAG	145
9401	4" X 24" BELT SANDER W/BAG	162
JR3000V	RECIPRO SAW W/CASE	121
6510LVR	3/8" VSR DRILL	85
6093DW	3/8" CORDLESS KIT 2SP VSR	129
EXTRA	9.6 VOLT BATTERY W/PURCHASE	26
B04510	4-3/8" X 4" FINISH SANDER	48

POWERMATIC
ARTISANS SERIES
CALL FOR LOW PRICES



50" Biesemeyer Rip Fence, 3HP
1PH or 5HP, 3 PH motor

Model 180 18" Planer
7 1/2 HP, 3 PH OR 5 HP, 1 PH motor
Knife Grinder, Sectional Roll and
Chipbreaker.



ENTIRE LINE AVAILABLE
AT UNBELIEVABLE DISCOUNTS.
WHEN YOU CALL ASK FOR TOM
YOU HAVE THE OWNER,
NOT JUST AN ORDER TAKER.

TARHEEL FILING CO., INC.
CALL TOLL FREE 1-800-322-6641
LOCAL 919-967-6173

MAIL CHECK OR MONEY ORDER TO TARHEEL FILING
300 SOUTH ELLIOTT RD. CHAPEL HILL, N.C. 27514
NO COD'S PLEASE. ERRORS SUBJECT TO CORRECTION

PLEASE MENTION THIS AD WHEN YOU CALL!
ORDERS PLACED BY VISA, MASTERCARD, CASHIER
CHECKS OR MONEY ORDERS WILL BE SHIPPED
THE SAME DAY. ALLOW 2-3 WEEKS FOR
PERSONAL OR COMPANY CHECKS.

FREE FREIGHT ON PORTABLES (CONT. U.S.A. ONLY).
TELL US ABOUT OUR COMPETITORS PRICES.
WE TRY NOT TO BE UNDERSOLD.

\$2 Brings you our latest
Tool Catalog plus the
next 2 issues of *Wood News*



Our **TOOL CATALOG** features
over 2500 useful woodworking
tools, books and supplies.

WOOD NEWS is our popular
twice-yearly 48-page magazine
chock full of helpful articles on
getting the most out of your
woodworking tools.

**SUBSCRIBE
TODAY!**
Send \$2 to:

highland hardware

1045 N. Highland Ave, Dept B31
Atlanta, Georgia 30306

BAND SAW BLADES

WELDED TO YOUR EXACT LENGTH

Complete Band Saw Blade Line
Including Saw Mill Blades

We also carry:

Scroll Saw Blades • Hand Saws
Circular Saw Blades • Hole Saws
Hack Saws • Sanding Belts
Sanding Disks • Router Bits
Files • Rasps • Scrapers

SEND \$1.00 FOR CATALOG or
TO ORDER PHONE OR WRITE TO:

BUCKEYE SAW COMPANY

P.O. BOX 14794
CINCINNATI, OHIO 45250-0794
1-800-543-8664 (Except Ohio)
1-513-621-2159 (In Ohio)

SCROLL SAW LETTERS EASILY...



...with **Seyco's Layout Guides!**
Make Name Plates, Signs, Gifts and more.

Our unique Lettering Guides are available in many
styles and sizes to suit your needs. Upper and Lower
Case, Script and Block Styles...and numbers
too. **SCROLL SAWS-ACCESSORIES-BLADES-PAT-
TERNS-BOOKS.** Send \$1.00 for brochure and
prices to:

SEYCO *The Scroll Saw
Specialists*

1414 Cranford Dr. • Box 472749 • Garland, TX 75047

Sand-Ease Sander



Save hours of tedious
sanding with this profes-
sional quality pneumatic
sander. This sander is powered
by a tough 1/2HP motor. \$389.95

For more info. and your 48 pg.
cat. send \$1 or Call Toll
Free 1-800-221-9474.

P.C. ENGLISH

P.O. Box 380, Dpt. W119, Thornburg, VA 22565

Free 1-800-221-9474.



The Basics of Cabinetry

Spindle Shaper - 4-5/8" Max. Cutter
• Capable of Raised Panel Construction
• Standard Ring Fence for Curved Work
• Sanding and Tenoning Options



Thickness Planer - 5-7/8" x 4"
• Power Feed - 28 Feet Per Minute
• Dimension Stock From 4" to 1/8"
• Maximum Cut 1/8" Per Pass



Table Saw - 2-3/8" Depth of Cut
• Precise Mitering System
• Optional Box Joint System
• Self-Aligning Rip Fence

Jointer - 5-7/8" Max. Width
• Smooth Face Planing
• Accurate Edge Jointing
• Fence Adjusts to 45°

Slot Mortiser - 1/2" Max. Mortise
• Simple Set-up & Adjustment
• Cuts to the Center of 4" Stock
• Precision Horizontal Boring

Whether you're building toys
for your grandchildren, creating
custom furniture, running a framing
shop or trimming homes, you just
can't find a better answer for your
machinery needs than the K-5.

Portable, accurate, dependable ---
Perfect results from start to finish. Let
us show you how you can put more
fun in your hobby or more money in
your pocket -- or both! -- with a K-5.

Call or Write For Free Information Kit
Or...Order Our Video Demonstration

1-800-USA-KITY

Name _____
Address _____
City _____ State _____ ZIP _____

Please Send Free Information Kit
Including Details on Your 30-Day Free
Trial Guarantee and 2-Year Warranty

\$14.95 Enclosed. Please Send
Video Pack Including FREE Desk Plans
and \$25.00 Gift Certificate

KITY **FARRIS
MACHINERY**
WOODWORKING MACHINES
Farris Machinery Dpt. D689
320 N. 11th St.
Blue Springs, MO 64015

**The Woodworkers'
Store**

**Screw
Hole Cover
Assortment
Kit**



Over 250
3/8" tenon oak
and birch plugs

\$9.95

Includes shipping
and handling

- Buttons
- Domehead
- Flat Top

Includes a clear
plastic storage box.

Offer expires 2-1-1990

Only \$9.95 send now

Name _____
Address _____
City _____ State _____ Zip _____

The Woodworkers' Store
21801 Industrial Blvd. Dept. 1416
Rogers, MN 55374

Information

 Print this article

WORTH WRITING FOR

You can get useful ideas and product information by mail. Use the coupon in this section to order your choice of literature listed below.

POWER TOOLS

ACME ELECTRIC IS ANNOUNCING OUR NEW 170-PAGE CATALOG—It features a wide selection of merchandise for your home woodworker to your industrial builder. Top manufacturers such as Black & Decker, Delta, Makita, Porter Cable, Bosch, Milwaukee, Ryobi, Freud and many more. We offer competitive prices with quality service and same day shipping. Send today for your new 1989 Acme Electric catalog. It's worth it. **ACME ELECTRIC**. \$2.00. *Circle No. 6.*

BOSCH BELT SANDER, MODEL 1273DVS—10.5 amp 4"x24" Belt Sander with 6 speeds, speed selector guide. Use higher speeds with coarse grits; slower, with finer ones. Faster belt changes, automatic belt tensioning; uses dust collection bag or vacuum-boosted Bosch Air Sweep™ system. **BOSCH POWER TOOL CORP.** Free. *Circle No. 17.*

BOSCH LAMINATE TRIMMER KIT, MODEL 1608—Trim laminates, veneers; 5.6 amp motor. Complete with all bases; accessories for shop, installation tasks. One base handles routine cuts; tilting base trims odd angles or up to vertical surface; offset base for corners, angles. **BOSCH POWER TOOL CORP.** Free. *Circle No. 18.*

FREE FULL COLOR POWER TOOLS APPLICATION GUIDE/CATALOG—from Dremel describes company's complete line of compact power tools, attachments, and accessories. It features newly designed Moto-Tools, Flex-Shaft attachment, and drill press. Literature also includes descriptions of 170 different bits for cutting, carving, polishing, cleaning, routing, grinding, engraving, and more. **DREMEL**. Free. *Circle No. 33.*

POWER TOOLS YOU CAN BUILD AND SAVE—Build sturdy woodworking tools from kits and save—sold for over 40 years—5 year warranty on parts. Simple step-by-step plans with full size patterns for wood base. Plans and patterns can be purchased separately. Send for descriptive brochure. **GILLIOM MFG. INC.** \$1.00. *Circle No. 47.*

KELLER DOVETAIL SYSTEM—"In a class by itself" — Wood Magazine. Beautiful through-dovetail joints made accurately, quickly and very easily with your router. For novice and pro. Warranted 20 years! Send for full descriptions. **KELLER & CO.** \$1.00. *Circle No. 56.*

LOBO POWER TOOLS—Fine crafted woodworking power tool, top quality, affordable prices. A commitment of customer satisfaction, with a full 1 year warranty. We sell a complete line with many options for our band saws, table saws, planers, jointers, double drum sanders, edge sanders, wide belt sanders, power feeders and many, many more. Send today for a free brochure. **LOBO POWER TOOLS**. Free. *Circle No. 57.*

SURFACE PLANER—Information package available from Penn State Industries describing the specifications and applications of its super 1½-inch surface planer. Special discount pricing available on current promotion. **PENN STATE INDUSTRIES**. Free. *Circle No. 77.*

PERFORMAX DRUM SANDERS—Exclusive features at an affordable price for precise wide surface sanding. The complete line includes the retrofitting Performax Component Sander, the Pro Max and the new Super Max. New accessories for production-mode sanding of pieces as small as 2¼" long. Send for brochure. **PERFORMAX PRODUCTS**. Free. *Circle No. 78.*

QUALITY AMERICAN-MADE SCROLL SAWS—The RBI Hawk family of Precision Scroll Saws with 6 models, one to fit your needs. Patent pending Camover Quick Blade Change system, 2 way tilting tabletop, 2 speed or variable speed motor, all add up to make the Hawk the best value on the market today. Virtually end sanding forever! Send for the facts. **RB INDUSTRIES, INC.** Free. *Circle No. 84.*

SAKURA SCROLL SAW INFORMATION—You owe it to yourself to compare the value-priced 14-inch 3-speed ScrollMate with other units before you make your buying decision. It offers a built-in air bellows; stand; quick, safe speed changes; and a full 2-year limited warranty—all at a price that's tough to beat. **SAKURA USA**. \$1.00. *Circle No. 87.*

SCROLL SAWS, ACCESSORIES, PATTERNS, BOOKS—A complete brochure on all kinds of scroll saw accessories. Featuring Excalibur scroll saws and lettering layout guides

from Seyco, "The Scroll Saw Specialists." Free pamphlet, "Selecting Your Scroll Saw" included. Send for brochure. **SEYCO SALES CO.** \$1.00. *Circle No. 89.*

THE VERSATILE TOOLMAX T310—woodworking machine solves the common "too small a shop" problem by combining a 10" table saw, 1" spindle shaper, 12" jointer, 12" planer and fully adjustable mortising table. Saves 90% on space and 60% on investment. Send for complete color information pack. **TOOLMAX**. \$1.00. *Circle No. 90.*

ELECTRIC WOOD CARVING TOOLS—Sugino Auto-Mach electric carving tool chisels wood at up to 10,000 VPM. Safe, lightweight, easy to use, the pressure-activated head controls carving speed and depth, speeds carving faster than mallet and chisel methods. Professional quality suitable for novice and journeyman carver. Wide variety of hardened steel cutting blades. Operates on household current. **SUGINO CORP.** Free. *Circle No. 91.*

MOLDER-PLANERS FROM WILLIAMS & HUSSEY—Mold, plane, and edge, convert from moulder to planer in less than 2 minutes. The W-7 series is available in 3 models for manual, power in feed, or power in feed/od feed. The units plane to a satin, almost sanded finish, produce dull house to crown sized moldings, raised panels, and virtually any shape profile. Custom knives available up to 7" wide and ¾" depth of profile. Rugged, well-made, dependable, and transportable. Complete with sturdy movable stand. Send for catalog. **WILLIAMS & HUSSEY**. \$1.00. *Circle No. 93.*

PORTABLE SAWMILLS—Convert logs into valuable lumber—Wood-Mizer® Products manufactures a line of portable bandsaw mills that allows the novice as well as the experienced sawyer to safely convert standing logs into lumber. Then, with the use of our SolaryDrying™ Kiln or Vacu-Kiln™ to dry your lumber, you could increase the value of every board you produce. We manufacture some of the most progressive woodworking equipment on the market today. Product videos available. Send for our 44-page catalog. **WOOD-MIZER PRODUCTS**. \$1.00. *Circle No. 94.*

BRIDGEWOOD WOODWORKING MACHINERY—a new 52-page catalog of fine BRIDGEWOOD wood and metal-working machinery is available from Wilke Machinery Company. The BRIDGEWOOD line includes a wide range of products for use in the serious home workshops up through the industrial applications. **WILKE MACHINERY CO.** \$1.00. *Circle No. 96.*

12", 18" and 25" PLANER/MOLDER/SANDER FROM WOODMASTER TOOLS—a size to meet any shop requirement...all with exclusive variable feed rate. Free information kit includes details on 30-day trial period and easy terms. **WOODMASTER TOOLS, INC.** Free. *Circle No. 99.*

HAND TOOLS

RADI-PLANE—Profession edge finishing tools. The RADI-PLANE lets you quickly round-over an edge without the time or trouble of routing and sanding. Duel, micro-adjustable cutter provides for a quick, precise rounded edge in just one pass. Send for more information. **L. A. MATHERS CO.** Free. *Circle No. 142.*

PERSONAL BRANDING IRONS — Brochure describes branding irons that enable you to put your name on your work quickly and easily. Made especially for branding wood, they are available with 1, 2, or 3 lines of copy or with your logo. Changeable date also available. **NOVA TOOL CO.** \$1.00. *Circle No. 160.*

THE JAPAN WOODWORKER 1989 CATALOG—is loaded with the best tools you can get your hands on. In our catalog you will find a complete selection of Japanese tools for the woodcarver, carpenter, and cabinet maker. Send for catalog plus supplements for next two years. **WOODLINE-THE JAPAN TOOL & SUPPLY**. \$1.50. *Circle No. 190.*

STAINS/FINISHES

ARTI ANILINE DYES—Color chart features 28 aniline colors and 8 toy maker's colors. Price list and ordering instructions included. **HIGHLAND HARDWARE**. \$1.00. *Circle No. 232.*

EASY WOOD FINISHING—Learn how to finish wood easily and beautifully with Watco, original Danish Oil Finish. Get a natural, hand-rubbed look in one step...one product. Full color brochure includes usage, tips, trouble-shooting, and more. **WATCO-DENNIS CORP.** Free. *Circle No. 270.*

PLANS

OVER 1000 WOODCRAFT PATTERNS!—Create gifts, toys, whirligigs, lawn ornaments, folk art, bird houses and feeders, magazine racks, household accessories, plus much more! Simple enough for the beginner, fun and profitable for the pro. Catalog plus sample pattern. **ACCENTS IN PINE**. \$2.00. *Circle No. 310.*

WOODWORKERS' PLANS AND SUPPLIES — Wood projects are simplified with the high quality plans, specialty hardware and other supplies offered by Armor Products. Over 100 plans are available for making toys, desks, clocks, pool tables, lamps, chests, and other furniture. Movements, dials, moldings, ornaments, dollhouse kits, door harp supplies and tuning pins are also available. **ARMOR PRODUCTS**. \$1.00. *Circle No. 315.*

COUNTRY WOODCRAFT PATTERNS—Enjoy creating gifts, toys, novelties, decorative household accessories, windowsill cats, wooden baskets, miniature furniture, jointed animals, bird-mobles, plus more. Full size patterns for simple, fun, profitable woodcrafting. 20-page catalog of over 400 unique country projects. **DAKOTA WIND**. \$1.00. *Circle No. 338.*

PATTERNS BY DESIGN GROUP — Hundreds of interesting, useful and fun items to create for personal use or profitable sale. Our newest catalog contains plans for toys, games, plaques, puzzles, birdhouses, planters, furniture, and much more! All Design Group patterns are professional, "same size" blueprints. No enlarging or reducing is necessary. Simply trace outline of item onto wood and create! Started in 1977, Design Group has sold thousands of patterns to thousands of satisfied customers. Prices start at \$1.00, all patterns come with a full money-back guarantee. Wholesale and bulk prices are available on request. Fully illustrated catalog. **DESIGN GROUP**. \$1.00. *Circle No. 340.*

FULL-SIZE FURNITURE PLANS CATALOG — Illustrates and describes over 200 plans for making furniture of quality found in museums and fine furniture stores. Plans include rolltop desk, cradles, dining tables, chairs, buffets, chests, gun cabinets, poker table, children's furniture, rocking horse, spinning wheels, and more. Bill of materials exploded drawings assist the woodworker. **FURNITURE DESIGNS, INC.** \$3.00. *Circle No. 345.*

STICKLER FOR DETAIL?—At last an exciting new line of realistic wood block models that you can build with your own scrap wood and dowels and my easy-to-follow instructions. Highly detailed plans for a 20x8¼-in. dump truck. **GATTO PLAN SUPPLY**. \$8.00. *Circle No. 355.*

COUNTRY FURNITURE PLANS — Our catalog features more than 34 designs—from a washtand to a roll top desk. Our new book on finishing and refinishing will show you how to finish projects like the pros. Also included are various products for the home workshopper. Send for our latest catalog (price of catalog deductible from first order). **HAM-MERMARK ASSOCIATES**. \$1.00. *Circle No. 370.*

CHRISTIAN SCROLL/BAND SAW PATTERNS—Quality full size patterns let you create unique gifts for holiday giving, church bazaars, witnessing, or just to keep! Simple enough for the beginner, challenging for the pro and profitable for all. Send for full size pattern and catalog. 1 Peter 2:21. **IN HIS STEPS**. \$1.50. *Circle No. 375.*

WOODWORKING PLANS — Catalog of full-size plans printed on heavy paper for country crafts, country animals, toys, action windmills, shelves, birdhouses, garden furniture, Dutch windmill, lawn ornaments, old-fashioned lawn swing, jigsaw projects and more. **MASTERCRAFT PLANS**. \$1.00 (refunded with first order). *Circle No. 390.*

PROJECT PLANS—Over 400 easy-to-build woodworking project plans (100 new for 1989). Nation's leading source for door harp plans and parts, holstein cow projects, toy plans, country furniture, etc. Over 3000 hard-to-find specialty items. Send for your big new 72-page catalog. **MEISEL HARDWARE SPECIALTIES**. \$1.00. *Circle No. 401.*

STATIONARY ROCKER PLANS—Build a fine and comfortable rocker with our easy to follow plans & patterns and hardware kit. 3 models available. Also sharpening machines, 12" knife sharpener, profile grinder, sander-grinder. Send for our color brochure. **VIEL TOOLS INC.** \$1.00. *Circle No. 475.*

MAKE TOPSELLING COUNTRY WOODCRAFTS—from full size patterns. Turn your scrapwood into decorative, highly profitable projects. Easy to make from our full size patterns and instructions—no enlarging necessary! Over 500 unique designs include popular folkart, old fashioned St. Nicks, nostalgic country furniture, action toys, self shifters, country critters, life size yard animals, Christmas yard decorations and more! Fast service, satisfaction guaranteed. Send for catalog. **THE WINFIELD COLLECTION**. \$1.00. *Circle No. 480.*

LUMBER

QUALITY EXOTIC LUMBER/TURNING WOODS—We offer a comprehensive selection of fine quality exotic woods: Ebony, Kingwood, Tulipwood, Snakewood, African Blackwood, Cocobolo, Bloodwood, Figured Maple, Spaulded Maple, Padauk, etc. Unique and unusual turning woods and burls are also available. Send for catalog. **BÉREA HARDWOODS**. \$1.00. *Circle No. 510.*

WOODWORKERS! HELP CELEBRATE OUR 59TH YEAR OF SERVICE — Send for our new 148-page Craftsman 1988-89 Catalog #55. 42 varieties of choice hardwoods 1/64 in. to 4-in. thickness. Fine hardwood veneers, tools, moldings, trim, marquetry inlays, upholstery and lamp supplies, finishes, clock kits, and hard-to-find hardware. 4,000-plus items for your projects. **CRAFTSMAN WOOD SERVICE CO.** \$1.00. *Circle No. 520.*

DO-IT-YOURSELF LUMBER DRYING — This 22-page booklet *Kiln Chamber Construction Guide and Operation Manual* is designed for the individual wishing to dry his own lumber with a minimum investment of money, time, and space. Included are principles of dehumidification lumber drying, selection of which dryer is best for you, and kiln chamber plans and construction information. Also you will receive a questionnaire you can fill out and return. Once completed and returned you will receive a free evaluation of your drying needs including investment considerations, operating costs, and payback. **EBAC LUMBER DRYERS**. Free. *Circle No. 525.*

EdLco — WE KNOW OUR LUMBER — Educational Lumber Company is pleased to offer you our new catalog, stacked with excellent buys at delivered prices. Available to you are over 21 species of imported as well as domestic hardwoods, softwoods, turnings, shorts, veneers. All our lumber is kiln dried. As school shop suppliers for 35 years, we know our lumber. It is top-grade. Send today and receive your **BONUS GIFT**: 4 new furniture designs. **EDUCATIONAL LUMBER CO., Inc.** \$2.00. *Circle No. 530.*

THE BEST LUMBER AT THE RIGHT PRICE—Located in close proximity to some of the most ideal growing ranges for Red Oak, Pennsylvania grade Cherry, Hard Maple, Ash, Poplar, and other hardwoods, we can supply your needs with the highest quality hardwoods. Our experience in hardwood purchasing and our dedication to keeping our overhead low is your guarantee of low prices. No minimum order. Retail and wholesale. Send for 20-page catalog. **NORTH EASTERN HARDWOODS**. \$2.00. *Circle No. 563.*

STEVE H. WALL LUMBER CO.—Quality hardwoods and woodworking machinery for the craftsman and educational institutions. 22-page catalog lists 15 species of popular hardwoods at wholesale prices. Also dealers for Delta, RBI, MiniMax, Freud and ProCut woodworking machines. **STEVE H. WALL LUMBER CO.** \$1.00. *Circle No. 592.*

VIDEOS

SANDING PROBLEM?—One of America's leading manufacturers of abrasive belts, sheets, discs, rolls and other abrasive specialties will help you solve your sanding problem right on your VCR. Send for details. **ECON-ABRASIVES**. Free. *Circle No. 615.*

IF YOU ARE A DEMANDING HOBBYIST—or professional and you want to make a quality workshop, you owe it to yourself to investigate the intelligent one man shop from Laguna Tools. This tool can make 90% of all woodworking projects. Send for a 40-min. video presentation. **LAGUNA TOOLS** (100% refundable). \$6.00. *Circle No. 640.*

FINE WOODWORKING VIDEOLOG—Send for your 50-minute video tape sampling of the world's most in-depth woodworking videos. Includes tips on finishing, turning, furniture repair, workshop techniques and other related subjects. Price is good toward purchase. Order today. **TAUNTON PRESS**. \$5.00. *Circle No. 670.*

GENERAL WOODWORKING CATALOGS

ADVANCED WOODWORKING—Specialty products catalog from the exclusive distributors of Hegner & Felder woodworking machinery. Includes complete selection of scroll saw blades, accessories, and improvements for almost any scroll saw. Also the Hegner precision scroll saws, lathes & duplicators, Jet clamps, workbenches, Felder systems & more. **AMI, LTD.** \$2.00. *Circle No. 810.*

EVERYTHING FOR THE WOODWORKER — Wide selection of woodworking supplies, including candle cups and shaker pegs. Price of catalog is refundable with order. **BENNY'S WOODWORKS**. \$1.00. *Circle No. 810.*

CONSTANTINES' CATALOG FOR WOODWORKERS—116 pages packed with over 4,000 products for fine woodworking. Included are 250 kinds and sizes of domestic and imported hardwoods; 150 varieties of exotic veneers, top quality woodworking tools, hard-to-find specialty hardware and accessories; wood finishes, books, plans, and more. 60-day money back guarantee if not fully satisfied. Serving the woodworker since 1812. **ALBERT CONSTANTINE AND SON, INC.** \$1.00. *Circle No. 820.*

MASTER TOOLS CATALOG—1989-90 212-page master woodworking tools catalog. Full line of the best hand tools, power tools & accessories, machinery, glues, finishing supplies. Hundreds of books included. 212 pages. All four-color. Lots of technical information. **GARRETT WADE CO.** \$4.00. *Circle No. 855.*

WOODWORKING MACHINERY CATALOG — Planers, jointers, tablesaws, shapers, drill presses, sanders and much, much more. Buy direct from importer at super low prices. Full color catalog. **GRIZZLY IMPORTS, INC.** Free. *Circle No. 860.*

TOOL CATALOG—"Innovation" sets Leichtung apart from the rest! You'll find tools and accessories for the serious woodworker, do-it-yourselfer and hobbyist, many of exclusive design. 78 page full color catalog. 400-plus items. **LEICHTUNG WORKSHOPS**. Free. *Circle No. 878.*

WOODWORKING TOOL CATALOGS — R.A. Ness & Co., the Woodworkers Emporium, offers a 2-year subscription, a total of eight huge sale catalogs. Thousands of industrial quality items — machinery, hand tools, portable electric tools, and supplies — are featured at super sale prices. The fee is refundable with purchase. **R. A. NESS & CO., the Woodworkers Emporium**. \$4.00. *Circle No. 900.*

TOOLS ON SALE—A division of Seven Corners Ace Hardware Inc. offers a comprehensive catalog featuring over 590 pages of the most competitive prices in the industry. If you're looking for savings and fast delivery on over 5500 items, request our catalog. This catalog offers one of the most complete selections of power tools available anywhere from the most respected manufacturers in the industry: Milwaukee, Makita, Porter-Cable, Black & Decker, Freud, Bosch, Delta, and many more. **SEVEN CORNERS ACE HARDWARE**. \$1.00. *Circle No. 920.*

TOOL CITY CATALOG HAS THE TOOL OR ACCESSORY FOR YOU—The 500-page 1987-88 Tool City Catalog is the most complete mail order catalog. It features a comprehensive selection of stationary & portable power tools; hand tools, tool accessories, hardware parts, woodworking books, and shop equipment. Priced to save you money in all categories. **TOOL CITY**. \$5.00. *Circle No. 945.*

WOODWORKING TOOLS OF EXCEPTIONAL QUALITY—Since 1928, we have searched the world for tools you don't just buy, but adopt; tools made by craftsmen for craftsmen, classics of lifetime quality for people who love to work with their hands...carvers, cabinetmakers, finishers, hobbyists, builders, teachers. Our catalog details over 4,000 tools, each backed by Woodcraft's unconditional guarantee of satisfaction. **WOODCRAFT SUPPLY CORP.** Free. *Circle No. 955.*

THE WOODWORKERS STORE—The 35th Anniversary catalog of The Woodworkers' Store features domestic and exotic hardwoods, veneers, wood parts, specialty hardware, kitchen accessories, finishing supplies, tools, books, and plans. Many exclusive items and hard to find specialties. Orders shipped in 24-48 hours. Satisfaction guaranteed. **WOODWORKERS STORE**. \$1.00. *Circle No. 965.*

WOODWORKERS SUPPLY—offers high quality tools and supplies for skilled, amateur, and professional woodworkers. Our complete catalog includes machinery, hand tools, plans, router bits, shaper cutters, wood specialties, and more. For your two year subscription send to **WOODWORKERS SUPPLY OF NEW MEXICO**. Free. *Circle No. 975.*

KITS

OAK FURNITURE AND ACCESSORY KIT CATALOG—features a full range of top quality oak furniture kits and accessory items plus unfinished assembled furniture. Featured items include roll top desks in several styles, stacking barrister's bookshelves, tables, chairs, trunks, file cabinets, bedroom furniture, Mariner's globe, plus many more. Send for full color catalog and enjoy true woodcrafting pleasure. **CRAFTSMANS CORNER**. Free. *Circle No. 1017.*

FACTORY DIRECT GRANDFATHER CLOCKS—Build a magnificent grandfather clock kit from world's largest manufacturer. Clocks are made of solid 3/4" hardwoods, primarily walnut, oak and cherry. West German-made solid brass movements. Send for color catalog showing our selection of grandfather clocks, furniture and home accent pieces. Buy direct from factory and save. **EMPEROR CLOCK CO.** \$1.00. *Circle No. 1030.*

QUALITY CLOCK KITS AND PLANS — Handmade and semi-assembled of carefully selected 3/4 in. cherry, oak, or walnut with beveled glass. Or build from "scratch" using our detailed plans and trim pieces. Choice of quality movements. Established in 1916. **KUEMPEL CHIME CLOCK WORKS**. \$2.00. *Circle No. 1050.*

MUSIC MAKER'S KEEP BOOK—a 32-page resource catalog for building and learning to play handmade musical instruments. This source book contains plans, blueprints, kits, books, hardware, strings and accessories for building such instruments as guitars, banjos, dulcimers, harps, violins, pipes, and more. **ST. CROIX KITS**. \$1.00. *Circle No. 1080.*

PUBLICATIONS

WOOD CARVING — You can obtain information on learning woodcarving by sending for our literature. The offer includes sample copy of *The Mallet Magazine* and two lesson sheets on carving. **NATIONAL CARVERS MUSEUM**. \$2.00. *Circle No. 1140.*

SHOP ACCESSORIES

PARA GAUGE, THE WOODWORKER'S SOLUTION TO SETTING A TABLE AND RADIAL ARM SAW—Para Gauge was developed to provide the woodworker a perfectly parallel measurement quickly and accurately to help alleviate the tedious and sometimes inaccurate task of setting a rip fence. Para Gauge accurately measures distances up to 10 in. in length between the saw blade and rip fence and up to 2.5 in. in depth without resetting or relocating the gauge. Para Gauge is completely portable and can be used on just about any tool requiring a parallel measurement. **ACCUSEET TOOL CO. INC.** Free. *Circle No. 1205.*

RIPSTRATE SAVES FINGERS — for table saw and radial arm saw users. Brochure describes the RIPSTRATE and shows how it gives straighter cuts, speeds, the work, prevents kickbacks, and keeps hands away from the blade. **FISHER HILL PRODUCTS**. 25¢. *Circle No. 1235.*

EASY DOES IT — with HTC'S power tool accessories. Discover many unique items, designed only with you, the dedicated woodworker, in mind. Make your machinery safer, increase the working area of your shop and accomplish nearly impossible tasks easily, quickly, accurately. Full-line catalog and price list. **HTC PRODUCTS, INC.** \$1.00. *Circle No. 1245.*

BUY YOUR SANDING BELTS DIRECT FROM THE MANUFACTURER — Industrial Abrasives is the company that gives you six free belts with every dozen ordered. But, sanding belts are not the only product we have to offer. In our catalog you will find many specialty items not readily available in your hardware store. Price of catalog refunded with first order. **INDUSTRIAL ABRASIVES CO.** \$1.00. *Circle No. 1248.*

WOOD MOISTURE METER — Avoid moisture problems such as cracking, warping, splitting, delamination etc. by using a moisture meter, as described in the latest brochure. Moisture Meter Mini-Ligno is designed for serious hobbyists and woodworkers. Attachments for depth measurements and remote reading during air and kiln drying are available. Available Moisture Range 6-20%, 6-36% or 4-30%, 4-60%. Catalog describes complete line of moisture meters. **LIGNOMAT USA, LTD.** Free. *Circle No. 1250.*

ROUTER SPEED CONTROL—Reduces speed electronically without reducing torque. Route at the speed that gives best results with the wood and bit you are using. Speed adjustable from full speed to 0 RPM. Less tear out—stops burning—less wear on bits—easy to use. Send today for information. **MLCS LTD.** Free. *Circle No. 1251.*

WHOLESALE SANDPAPER, SANDING BELTS, SANDING DISCS, SCUFFING PADS, TACK CLOTHS, WIPERS, DISC ADHESIVE, DUST MASKS—SUPERGRIT offers its quality line of abrasive products at wholesale prices directly to the consumer. Full or partial box orders welcomed. \$25 minimum order. Prompt, free UPS shipment to most areas. Literature, price list. **RED HILL CORP.** 50¢. *Circle No. 1267.*

WEDGE INNOVATIONS' SmartLevel®—Digital electronic carpenter's level measures all angles with up to 1/10 degree accuracy. Automatically calculates percent of slope and pitch (inches of rise per foot of run), and can be recalibrated into perfect balance with the push of a button. Helps you achieve exact measurements and professional quality with the minimum effort. **WEDGE INNOVATIONS**. Free. *Circle No. 1293.*

BITS, BLADES CUTTING TOOLS

BANDSAW BLADES FOR ALMOST ANY TYPE BANDSAW—both wood and metal cutting. Also circular saw blades, router bits, sanding belts and discs. Send for catalog. **BUCKEYE SAW CO.** \$1.00. *Circle No. 1307.*

CARBIDE TIPPED ROUTER BITS AND SHAPER CUTTERS — Over 400 router bits and shaper cutters displayed in catalog featuring 6 piece cabinet sets, 3 piece 1/2-in.-shank router bit panel raising system, and 3 wing industrial shaper cutters. An outstanding selection of top quality shaper cutters available in 1/2-in. - 1 1/4-in. bore, and router bits offered in 1/4-in. and 1/2-in. shank at the industry's best factory direct prices. **CASCADE PRECISION TOOL CO.** \$1.00. *Circle No. 1315.*

CUTTING TOOLS MADE TO PERFORM—A set of three colorful posters from DML will decorate your woodworking shop and give you fast reference to a complete line of carbide-tipped, industrial-quality cutting tools. Saw blades, router bits and shaper heads (with a diagram of each cut) are all featured with a graphic display of each tool, along with tool capabilities and sizes. **DML, INC.** \$1.50. *Circle No. 1319.*

EAGLE AMERICA CORP.—is proud to announce its all new 1989 Router Bit catalog featuring over 700 items. This factory direct mail order catalog offers the industry's largest selection of the finest quality American made router bits. \$5 refund coupon included with catalog. **EAGLE AMERICA CORP.** \$3.00. *Circle No. 1320.*

WOODWORKING TOOLS — Freud provides the finest in hand tools, carbide cutting tools, and hand held power tools. From drills and sanders to carbide saw blades and router bits. Send for catalog. **FREUD**. \$1.00. *Circle No. 1321.*

ROUTER ACCESSORIES CATALOG—Is your router still in the box? Get quality parts to make the router a complete workshop. Make panel doors, dovetail drawers, box joints, picture frames, and much more. Make your router more versatile today with these quality accessories that fit all routers. OAK PARK ENTERPRISES LTD. \$1.00. *Circle No. 1360.*

SAW BLADE VALUES—Olson Saw's unique "furniture band" is specifically designed to provide fast, smooth cuts in all types of wood. Included in Olson's free literature package are a huge list of resin on resin abrasives and carbide tipped circular saw blades in addition to a growing selection of band scroll (incl. pinned), jewelers and spiral saw blades. OLSON CATALOG SALES. Free. *Circle No. 1365.*

ROUTER BITS-SHAPER CUTTERS, CARBIDE AND CARBIDE TIPPED—Thick heavy duty industrial grade. Router bits available in either 1/4 or 1/2 in. diameter shafts. Cutters are 3/4 bore supplied with 1/2-in. bushings. Forstner bits 1/4 to 3-in. diameter. Save up to 50% over wholesale prices. Tremendous quality and selection. Write now for large illustrated catalog, comes with \$3 coupon good on first order. SKY-CROFT TOOLS INC. \$1.00. *Circle No. 1372.*

HARDWARE/WOOD PARTS

OUR READY TO ASSEMBLE KITS—for Queen Anne chairs and occasional tables make it easy for you to make professional looking furniture. We also stock individual Queen Anne legs for every project. Complete information in our brochure packet. ADAMS WOOD PRODUCTS. 50¢. *Circle No. 1401.*

TURNED WOOD PARTS—Quality shaker pegs, candle cups, spindles, wheels, balls, dowels, screwhole buttons, cargo and much more. High quality. Reasonable prices. Fast service. American made. Free shipping on orders over \$25. 24-page catalog. AMERICAN WOODCRAFTERS SUPPLY. 75¢. *Circle No. 1405.*

HARDWARE CATALOG—A unique 64-page catalog of the very finest in classic, traditional solid brass cabinet hardware. All of British or No. American manufacture. Double & single post handles, knobs, escutcheons, standard & specialty hinges, box hardware, brass screws, castors, latches, catches, locks, and more. GARRETT WADE CO. \$2.00. *Circle No. 1427.*

BRASS FURNITURE HARDWARE—This 36-page catalog shows over 500 items of authentic reproduction hardware

from the 1700's and on to this century. This fine quality hardware is a must for the furniture craftsman working on a new project, or the refinisher who needs replacement hardware. HORTON BRASSES. \$3.00. *Circle No. 1430.*

SQUARE DRIVE SCREWS—Thousands agree—once you try them you will never want to use anything else! The square drive recess virtually eliminates work-damaging driver bit "cam-out," the deep threads result in exceptional holding power, and they are heat treated for strength. Sizes from #4 x 3/8" to #12 x 4", with stainless steel, solid brass, brass plated, and zinc plated available. Quantity discounts. Send for literature. McFEELY HARDWOODS. \$1.00. *Circle No. 1450.*

WOOD TOY PATTERNS — Patterns for all ages including children's patterns and executive toys. New catalog has many new patterns to choose from including parts and wheels. Send for new catalog and receive a coupon for free wheels and axle pegs. TOYS AND JOYS. \$1.00. *Circle No. 1480.*

QUALITY AMERICAN-MADE WOOD TURNINGS — such as shaker pegs, spindles, toy wheels, toy parts, craft items, and dowel rods in birch, oak, walnut, and cherry. Send for complete 32-page catalog. WOODWORKS. \$1.00. *Circle No. 1490.*

INCOME OPPORTUNITIES

AMITY, NATION'S #1 QUALITY FURNITURE RESTORATION CO. SINCE 1971—New product catalog featuring: Complete restoration systems, Hydrocote non-flammable water based stains and finishes, Permatuf repair products, stripping solvents, chemicals and supplies. Amity 1-2-3 wipe-on finishes and much more. Regional workshops in your area. AMITY. \$1.00. *Circle No. 1605.*

WOOD CARVING MACHINES AND ACCESSORIES—make all types of wood carving easy, fun and profitable. The machines do the work. Whether for sign carving, flat 3-D, decoys, panels, gun stocks or furniture, we have the proper machine for the job. Professional woodcarving for the hobbyist and superior quality for the professional. Begin your hobby or full or part-time business by ordering our catalog and price list. MARLIN INDUSTRIES. \$1.00. *Circle No. 1659.*

MAKE MONEY IN FURNITURE RESTORATION THE MINUTEMAN WAY—Earn \$200-\$1000 per day stripping, repairing, refinishing, mirror resilvering, and/or veneering, at

home or in shop, spare time or full time. We provide complete free training; no experience necessary. Free workshop teaches you latest in furniture restoration. You have to see it to believe it! Video brochure available. Send for catalog. MINUTEMAN. \$2.00. *Circle No. 1661.*

BUILDING CONSTRUCTION—Learn how to profit as an independent contractor or save thousands building your own home...with NRI at-home training in Building Construction. 70 lessons, plus over 100 practical hands-on projects cover the full spectrum of construction—from site selection to exterior finishing & landscaping. Send for catalog. NRI SCHOOL OF BLDG. CONSTRUCTION. 25¢. *Circle No. 1665.*

MISCELLANEOUS

FOLEY-BELSAW INSTITUTES' NEW WOODWORKING CORRESPONDENCE COURSE—for people with the desire to learn how to work with wood and the proper use of tools. Create over 20 projects using professional plans and tools like a table saw, router with stand, and more...all included with the course. Complete money-back guarantee. Send for details. FOLEY-BELSAW INSTITUTE. Free. *Circle No. 1930.*

LEARN ALL THE SKILLS—of professional upholstery and refinishing techniques in the comfort of your own home. The Foley-Belsaw Institute system of "hands on" training provides clear, step-by-step instructions in the use of tools and materials on actual furniture "kits"...all included with the course. Complete money-back guarantee. Send for details. FOLEY-BELSAW INSTITUTE. Free. *Circle No. 1931.*

ATTENTION! ANTIQUE RESTORERS! WOODWORKERS! COLLECTORS! AND HOBBYISTS!—This 208-page wholesale catalog is loaded with unique, hard to find items! Includes hundreds of essential antique restoration parts, brass reproduction hardware, oil lamps and accessories, wood parts, caning, basketry, upholstery, and art supplies, wood refinishing products, tools, books, etc. VAN DYKE'S RESTORERS. \$1.00. *Circle No. 2077.*

WOODWORKING ASSOCIATION OF NORTH AMERICA — First international association for woodworkers. Benefits include our quarterly magazine *International Woodworking*, specials from selected manufacturers, access to the wood-working network. WOODWORKING ASSOC. OF NORTH AMERICA. 50¢. *Circle No. 2092.*

CARVING SUPPLIES

DECOY AND WOOD CARVERS WISHBOOK—48-page catalog features wide selection of tools and supplies for decoy carvers, wood carvers, wood turners. Chisels, gouges, sharpening stones, precision grinding tools, Fore-dom tools, Fire Brush burners, pneumatic sanders, glass eyes, pewter feet, patterns, paints, reference books. P. C. ENGLISH, INC. Free. *Circle No. 2115.*

WOODCARVING TOOLS — Whittlers and carvers — Warren Tool Co. offers a catalog for you full of whittling and carving hand/power tools, books, stones, wood, and supplies. Since 1927, the finest in woodcarvers tools. WARREN TOOL CO., INC. \$1.00. *Circle No. 2185.*

WOOD CARVERS SUPPLY INC.—Complete 64-page color catalog featuring over 2000 carving tools, books & supplies. We also carry many unique products such as carousel animal kits, gun checking tools, ship model kits, plus much more. Everything is backed by our 35-year reputation and 30-day money back guarantee. Send for 2-year subscription. WOOD CARVERS SUPPLY INC. \$2.00. *Circle No. 2190.*

CLAMPS

CLAMPS—Ever wish you had more hand screw wood clamps but had difficulty justifying the cost, \$15-\$30 ea.? Build your own, any size, for around \$3 each, using readily available hardware store items. No specially threaded screws to buy. Clamps operate the same as manufactured ones. No special tools needed for construction. Complete plans, instructions, shop tips, and metal drilling jig. CNJ ENTERPRISES. \$19.95. *Circle No. 2220.*

CLOCKS

BUILD HEIRLOOM CLOCKS — Now create beautiful heirloom quality clocks right in your own home. Choose from magnificent chiming grandfather clocks to charming wall clocks. 32-page catalog also offers a selection of music boxes, music movements, traditional barometers, and a huge variety of quartz movements and dials for custom clock building. Satisfaction guaranteed. THE AMERICAN CLOCKMAKER. 25¢. *Circle No. 2320.*

KLOCKIT'S FREE 76-PAGE COLOR CATALOG—is packed with the largest selection of beautiful wood clock kits for all skill levels, a huge selection of quartz and mechanical clock movements, dials and accessories, turned wood parts, music movements, tools and much more for the craftsman! KLOCKIT. Free. *Circle No. 2335.*

Information

WORTH WRITING FOR

TO ENSURE PROMPT HANDLING OF YOUR ORDER FOLLOW THESE INSTRUCTIONS:

- Circle your choice
- Enclose check or money order for cost of booklets plus \$2.00 service charge (no stamps/foreign)
- Send coupon and remittance to address above
- ALLOW 4-6 WEEKS FOR DELIVERY
- Coupon expires December 10, 1990

WOOD SUBSCRIPTION

1. A 1 year WOOD subscription (6 issues) for \$18.00 (U.S. price) — a \$3.00 savings off newsstand rate. Allow 6-8 weeks for first issue. Canadian price \$24.00. Be sure to include payment with total below. NO FOREIGN ORDERS ACCEPTED ON THIS COUPON; please contact Subscription Dept. directly.

FREE LITERATURE

Circle numbers below corresponding to items in this issue. Please include \$2.00 for handling charge

17.	77.	99.	615.	975.	1251.	1931.
18.	78.	142.	860.	1017.	1293.	2115.
33.	84.	270.	878.	1205.	1365.	2335.
57.	91.	525.	955.	1250.	1930.	

PRICED LITERATURE

Numbers below refer to items on which there is a charge. Please include proper remittance.

6.....\$2.00	232....\$1.00	475....\$1.00	820....\$1.00	1245....\$1.00	1405.....75¢	2092.....50¢
47....\$1.00	310....\$2.00	480....\$1.00	855....\$4.00	1248....\$1.00	1427....\$2.00	2185....\$1.00
56....\$1.00	315....\$1.00	510....\$1.00	900....\$4.00	1267....50¢	1430....\$3.00	2190....\$2.00
87....\$1.00	338....\$1.00	520....\$1.00	920....\$1.00	1307....\$1.00	1450....\$1.00	2220...\$19.95
89....\$1.00	340....\$1.00	530....\$2.00	945....\$5.00	1315....\$1.00	1480....\$1.00	2320.....25¢
90....\$1.00	345....\$3.00	563....\$2.00	965....\$1.00	1319....\$1.50	1490....\$1.00	
93....\$1.00	355....\$8.00	592....\$1.00	1030....\$1.00	1320....\$3.00	1605....\$1.00	
94....\$1.00	370....\$1.00	640....\$6.00	1050....\$2.00	1321....\$1.00	1659....\$1.00	
96....\$1.00	375....\$1.50	670....\$5.00	1080....\$1.00	1360....\$1.00	1661....\$2.00	
160....\$1.00	390....\$1.00	801....\$2.00	1140....\$2.00	1372....\$1.00	1665.....25¢	
190....\$1.50	401....\$1.00	810....\$1.00	1235.....25¢	1401.....50¢	2077....\$1.00	

Name (please print) _____

Address _____

City _____

State _____ Zip Code _____

I AM ENCLOSING:

\$_____ for priced items

\$ 2.00 for handling

\$_____ total remittance

DELTA BENCH TOP TOOLS

Model	List	Sale
23-700	Welddry grinder	201 159
23-580	8" bench grinder 1/2 H.P.	81 66
23-880	6" bench grinder 1/2 H.P.	136 105
23-980	10" bench grinder 1 H.P.	246 235
11-950	8" drill press	164 135
14-040	14" drill press	313 309
40-150	15" hobby scroll saw	178 139
28-160	10" hobby band saw	189 144
31-550	1" belt sander 2.0 amp.	93 75
31-450	4" belt/dc disc sander	178 139
31-340	"NEW" 1" belt/dc disc sander	225 169

DELTA STATIONARY

Model	List	Sale
34-761	10" unisaw 1 1/2 H.P.	1715 1339
34-740	Super 10" motorized table saw	690 439
34-429	10" tilting arbor bench saw 1 1/2 H.P.	1479 1049
33-990	10" radial arm saw	727 565
11-072	32" radial drill press	487 399
37-280	6" motorized jointer	440 359
50-179	1/2 H.P. 2 stage dust collector	435 338
50-180	1 H.P. dust collector	535 425
50-181	2 H.P. dust collector	760 619
37-154	Deluxe DJ-15 6" jointer w/1/2 H.P. motor	1288 999
33-150	8 1/2" saw buck	770 499
33-050	"NEW" 8 1/2" Sawbuck	742 559
34-330	"NEW" 8 1/2" Table Saw 13A	321 245
34-670	10" motorized table saw	437 389
34-985	1/2" H.P. stock feeder	698 489
32-100	"NEW" stationary plate jointer	645 459
36-940	"NEW" 8 1/2" compound miter saw	216 169

MILWAUKEE TOOLS

Model	List	Sale
0295-1	9.6V cdss. drill w/case	264 159
0219-1	9.6V cdss. drill w/case	277 165
0285-1	7.2V cdss. drill w/case	174 115
0324-1	3/4" drill 4.5A magnum	159 112
0234-1	1/2" drill 4.5A mag 0-850 rpm	199 115
0244-1	1/4" drill 4.5A mag 0-600 rpm	199 115
0222-1	3/4" drill 3.5A 0-1000 rpm	174 108
0228-1	3/4" drill 3.5A 0-1000 rpm	164 108
0375-1	3/4" close quarter drill	208 129
0379-1	1/2" close quarter drill	243 145
6530-1	Cordless screwdriver 190 rpm	113 69
6540-1	Cdss. screwdriver w/bits & case	154 99
6546-1	Cdss. screwdriver 200 & 400 rpm	120 75
3102-1	Pilbrns rt angle drill kit	330 189
3002-1	Electricians rt angle drill kit	320 185
5399	D-hole ham drill kit	304 185
1676-1	H.D. Hole Hawk w/cs	415 229
6511	2 sp SawZall w/cs	214 125
6545	8 1/2" circle saw	219 129
6750-1	Drywall gun 0-4000 4.5A	154 95
6507	TSC SawZall w/case	229 129
6170	14" chop saw	430 259
6012	Orbital sander 3 1/2" x 7 1/2"	189 109
6014	Orbital sander 4 1/2" x 9 1/2"	199 115
6035	6 1/2" cordless circle saw	239 175
6750-1	Drywall gun 0-4000 3.5A	134 83
8971	Var. temp heat gun	114 75
5371-1	3/4" v. spd. hammer drill kit	232 149
5371-1	1/2" v. spd. hammer drill kit	138 179
6107-1	1/2" v. spd. rt angle drill kit	340 195
3174-1	Drywall gun 0-4000 4.5A	179 119
6747-1	Drywall driver 0-2500	154 95
0230-1	3/4" drill 0-1700 rpm	179 105
3330-1	1/2" v. spd. magnium rt angle kit	259 179
6560	Router 1 1/2 H.P.-10 amp	299 189
6580	Router 2 H.P.-12 amp	350 225
6455	3/4" polisher 1750 rpm	209 129
6215	16" chain saw	280 179
8975	Heat gun	89 59
6365	7 1/4" circular saw	195 114
6366	7 1/4" circ saw w/ence & bld	204 119
6368	7 1/4" circ saw w/ence, bld & case	233 135
0216-1	2 spd cordless drill H-torque	222 135
0235-1	1/2" drill keyless chuck mag	209 119
6016	1/2 sheet pad sander	79 52
6145	4 1/2" grinder 10,000 rpm	154 95
6142	6145 w/case & access.	192 119
0239-1	1/2" drill keyless chuck	199 114
6749-1	Drywall gun 0-2500 4.5A	189 125
6377	7 1/4" worm drive saw	295 165

FREUD SAW BLADES
3/8" Bore—Industrial Grade
CARBIDE TIPPED SAW BLADES

Item No.	Description	Di.	Teeth	List	Sale
LU72M010	Gen. Purp. A.T.B.	10"	40	58	39
LU81M010	Gen. Purp. L.C.	10"	40	65	42
LU82M010	Cut-off	10"	60	77	48
LU84M010	Combination	10"	50	65	42
LU85M010	Super Cut-off	10"	80	86	57
LU72M010	Ripping	10"	24	57	37
LU73M010	Cut off	10"	60	70	44
LU87M010	Thin kerf	10"	24	60	42
LU88M010	Thin kerf	10"	36	74	48
LU89M010	Ultimate	10"	80	107	78
LU90M010	Non-ferrous metal	10"	72	87	65
PS303	Genl Purp.	7 1/4"	24	25	15
PS303	Plywood	7 1/4"	40	36	25
OS306	6" Dado - Carbide	154	109	154	109
OS308	8" Dado - Carbide	195	119	195	119
F0	1 1/2" x 1/4" Biscuits 1000-Qty	32	27	32	27
F10	2 1/4" x 1/4" Biscuits 1000-Qty	32	27	32	27
F20	3 1/4" x 1/4" Biscuits 1000-Qty	32	27	32	27
WC14	4 pce. chisel set w/case 1 1/2"	54	44	54	44
WC16	6 pce. chisel set w/case 1 1/2"	73	56	73	56
WC10	10 pce. chisel set w/case 1 1/2"	119	85	119	85
FB00	16 pce. forstner bit set 1/2" x 2 1/2"	284	159	284	159
94-100	5 pce. router bit door system	288	159	288	159
JS100	Biscut Jointer w/cs	300	159	300	159
CE82	Planer w/case carb bids & guide	218	129	218	129
FT200	3 1/4 H.P. plunge router	299	185	299	185

MAKITA CORDLESS

Model	List	Sale
6070DW	3/8" var. spd. rev. drill, 7.2v	123 79
6071DWK	3/8" var. spd. rev. drill w/removable batt, 7.2v	190 109
5090DW	3/8" saw kit, 9.6v	243 135
5060DW	6 1/4" circular saw, 10.8v	317 185
6010DWK	3/8" cordless drill kit, 7.2v	155 89
6010SDW	3/8" cordless drill, 7.2v	103 65
DA300DW	3/8" angle drill, 7.2v	238 130
9400DW	Hammer drill kit, 9.6v	258 155
4390DW	Jig saw kit comp., 9.6v	218 124
6010DW	3/8" cordless drill, 7.2v	155 89
6710DW	Cordless screwdriver kit, 7.2v	186 105
6020DW	2 spd driver drill w/clutch & case, 9.6v	234 115
5092DW	Vsp.d. drill, kit complete	227 120
6093DW	Vsp.d. drill w/clutch—complete	248 125
6091DW	Drywall gun 0-1400, 9.6v	225 119
63200T-4	9.6 volt battery	49 30
63200Z-4	8.2 volt battery	42 28

5007NBA	7 1/4" saw w/elec. brake	228 125
5008NBA	8 1/4" saw w/elec. brake	276 155
804510	1/2 sheet pad sander	80 50
99009	3"x21" belt sander w/bag	254 145
99240B	3"x24" belt sander w/bag	268 155
90459	1/2 sheet finish sander	216 125
90459	1/2 sh fin sand, w/bag	129 127
4200N	4 1/2" circ. saw 7.5 amp	213 120
5201NA	10 1/4" circ. saw 12 amp	550 290
4301BV	Orb. vsp. jig saw 3.5 amp	274 149
4302BV	2 sp. recip saw w/case	220 122
JR3000V	Vs. recip saw w/case	224 125
LS1020	New 10" miter saw	440 235
9820-2	Blade sharpener	354 205
410	Dust collection unit	480 279
3705	Offset trimmer	255 145
1900SB	3 1/4" planer w/case	198 115
6011	3 1/4" planer w/case	381 215
9207SPC	7" sander-polisher	262 149
3601B	1 1/2" H.P. trimmer	242 139
3700B	1 1/2" H.P. trimmer	180 109
9501B	4" grinder, 3.5 amp	137 69
804530	6" round sander	95 59
804550	1/2 sheet pad sander w/bag	85 59
DA300R	3/4" angle drill	256 145
DP4700	1/2" vsp w/rev. 4.8 amp	198 119
HP201N	3/4" vsp hammer drill w/case	285 165
2708W	8 1/4" table saw	474 259
2711	10" table saw w/broke	800 469
65000D	Disc sander 5"	109 69
68000D	2500 rpm 3.5 amp. drywall	140 89
68000D	0-2500 rpm 3.5 amp. drywall	154 95
68010D	4000 rpm 3.5 amp. drywall	140 89
68010D	0-4000 rpm 3.5 amp. drywall	154 95
2030N	12" planer/jointer	2970 1699
2040	15 1/2" planer	2470 1449
1615B	6 1/2" spaced kit w/case	646 359
JV1500	Vs. speed orb. jig saw	290 129
JV2000	Var. speed orb. jig saw	242 145
5005BA	5 1/2" circular saw	211 119
5005BA	4 1/2" sander-grinder	153 89
6404	3/4" drill 0-2100 rpm, 2 amp	102 65
6510LVR	3/4" drill rev. 0-1050 rpm	137 79
6013BR	1/2" drill rev. 6 amp	240 139
5402A	16" circular saw - 12 amp	605 339
3612BR	3 H.P. plunge router	376 199
9401	4"x24" belt sander w/bag	302 169
3620	1 1/2 H.P. plunge router w/case	187 105
4302C	Vsp.d. orb. jig saw	282 155
5077B	7 1/4" Hypoid saw	248 139
LS1440	14" Miter saw	624 409
2414	14" cut-off saw AC/DC	350 209
5007NB	7 1/4" circ saw 13 amp	209 119
3612B	3 HP plunge router sq/b	376 199

SKIL SIZZLERS

Model	List	Sale
5510	(551) 5 1/2" circ saw	112 98
5625	(562) 6 1/2" circ saw	175 124
5656	(563) 7 1/4" circ saw	132 119
5665	(564) 8 1/4" circ saw	204 145
5750	(807) 7 1/4" circ - drop foot	198 142
5765	(808) 8 1/4" circ - drop foot	216 149
5790	(810) 10 1/4" circ - drop foot	400 276
5825	(357) 8 1/4" worm saw	250 148
5865	(825) 8 1/4" worm saw	250 148
4580	Vari. orbit jig saw w/case	144 105
3810	10" Miter saw	263 219
595	3"x21" sander w/bag 5.5A	197 125
7665	1/4" palm sander	52 49
7313	3x18 belt sander 4.5A	72 64
5350	1 1/4" worm drive saw	230 145
5350	2 1/4" HP circ. saw	80.99 74
5250	2 1/4" HP circ. saw	68.99 64

XTRA SPECIAL BY SKIL

Model	List	Sale
2735-04	12v V.Spd. Cordless Drill comp. w/case & 2 Batt.	210 135

LEIGH DOVETAIL JIGS

D1258-12	List 314.00 - Sale 265.00
D1258-24	List 375.00 - Sale 305.00

LEIGH INSTRUCTIONAL VIDEO—SALE 29.00!!

HITACHI TOOLS

Model	List	Sale
TR6	Trimmer	177 95
TR8	Plunge router, 1 1/2 H.P.	219 119
TR12	Plunge router, 3 H.P.	354 175
CI0FA	10" disc. miter saw	409 269
C8FB	8 1/2" x 1 1/2" slide compound saw	859 479
FREUD LU1000M8	8 1/2" c/bld 48 tooth 5.8 amp	745 405
CI5FB	15" miter saw	745 405
FREUD LU85M15	15" c/bld 106 tooth 181	115

1989 TOOL CATALOG AVAILABLE
Call Toll-Free 1-800-328-0457 - In Minnesota Call (612) 224-4850
FAX: (612) 224-4263
CHECK • MONEY ORDER • VISA • MASTERCARD • DISCOVER
SEVEN CORNERS ACE HDW. INC.
216 West 7th St. • St. Paul, MN 55102 • Est. 1933

DELTA TOOLS

34-444	Table Saw Complete w/1/2 H.P. motor & stand	619.00
34-445-34-444	Table Saw complete w/300" Unifence	779.00
33-890	12" Radial Arm Saw 1 1/2 H.P. complete w/lgs	1179.00
28-283F	14" Band Saw w/enclosed stand & 1/2 H.P. motor	685.00
70-200	NEW 20" Drill Press	719.00
17-900	16 1/2" Floor Drill Press	379.00
40-601	18" Scroll Saw w/stand and blades	689.00

DELTA #34-080 10" MITER BOX XTRA SPECIAL 209.00 List 289.00

TOOLS ON SALE™
AMERICA'S LOWEST PRICED TOOLS
FREE FREIGHT TO THE 48 CONTINENTAL STATES ON EVERY ITEM.
PRICES SUBJECT TO CHANGE WITHOUT NOTICE

PIRANHA By Black & Decker
CARBIDE TOOTH SAW BLADE

Model#	Diameter	#Teeth	List	Sale
73-716	6-1/2	18	13.10	7.10
73-756	6-1/2	36	28.96	16.30
73-717	7-1/4	18	13.14	7.10
73-737	7-1/4	24	16.36	9.60
73-757	7-1/4	40	29.72	16.35
73-758	9	40	42.04	24.15

FILL 'ER UP

Oh no! You're almost out of diesel fuel and there's not a service station in sight. "Never fear," you say, as you pull over and fill 'er up at the nearest *copaiba* tree.

That can be a real situation in Brazil's Amazon, where the *copaiba* tree grows. Melvin Calvin, a professor of chemistry at the University of California at Berkeley, can attest to the fuel value of *copaiba* oil. In his studies of the tropical forests, Calvin learned that harvesters drill a

hole into the *copaiba*, plug it, and then, usually twice a year, drain oil from the hole at a rate that can reach 25 liters (about six and one-half gallons) in 24 hours.

Usually, it's sold as a base for perfumes. However, Calvin reports that, in the forest, he has seen the oil used for diesel fuel, right from the tree. A full tank sure adds up to a long, long wait, but the price is right.

INVESTING IN GROWTH

Vern and Lula Johnson paid \$4,200 for their 40-acre Washington-state farm in 1944, and that included a home and outbuildings. Recently, Lula, now a widow, sold off the Douglas fir timber from just six acres for 38 cents a board foot, or a total of \$252,000!

The Weyerhaeuser Company opened its wallet wide for the high-quality, 85-year-old trees expected to yield more than 650,000 board feet of lumber. More than 40 years of selective logging and thinning, and patience, paid big dividends.



COUNT ON CARVERS

WOW! The tremendous response to the "Calling All Carvers" item on this page in the January 1988 issue resulted in a list of carving clubs that at press time numbers more than 300. Now, if you want to join

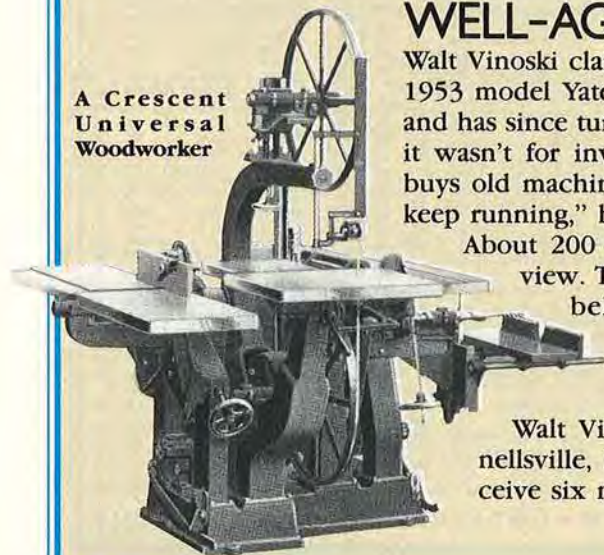
a carving club, but don't know where to turn, we can help. Send a self-addressed, stamped envelope to WOODMATES, *WOOD*® Magazine, P.O. Box 11454, Des Moines, IA 50336-1454. We'll match you up.

WELL-AGED MACHINES

Walt Vinoski claims he picked up his 24-inch, 1953 model Yates American planer for \$2,200 and has since turned down \$10,000 for it. But, it wasn't for investment that this 29-year-old buys old machines like the planer. "They just keep running," he says.

About 200 other woodworkers share his view. That's about how many people belong to the Antique Woodworking Power Tool Association (AWPTA). Contact the AWPTA by writing to Walt Vinoski at P.O. Box 1027, Connelville, PA 15425. It costs \$10 to receive six newsletters a year.

A Crescent Universal Woodworker



ON-THE-JOB CLASSES

Every couple of months or so, *WOOD* staff members break from routine to try their hand at a new skill during a scheduled in-house seminar.



Theo Fossel

Visiting craftsmen have included woodturners, carvers, and experts on different tools. Last spring, staffers were treated to an impromptu seminar by English stickmaker Theo Fossel.

Theo makes all sorts of walking sticks, and he's so convinced of their revival that he knows no bounds in talking them up. After our hands-on experience, we see why. By Jove, sticks are great!

For an afternoon, several of the staff carved away at handles. Theo shared the secrets of stick-bending, handle-fitting, and adding a ferrule. Watch for our



Darlene Reynolds and Jodi Downing pick up tips from an English stickmaker.

February 1990 issue for an at-length visit with Theo.


Theo has written a book, *Walking & Working Sticks* (\$13 ppd.), that introduces the materials and techniques. To order, send a check or money order to: *Theo Fossel, Dept. W, P.O. Box 5775, Shreveport, LA 71135.* ♣

MAKE THE ARTISAN'S CHOICE

\$310

\$285

(Bench Model)



\$450



\$159



\$735



Castors Set and Stock Pusher shown on Model 63 are Optional.

As "the" producer of top end industrial woodworking machines since 1921, Powermatic now focuses their engineering expertise and resources for the craftsman, contractor and home hobbyist.

Responding to **your** expressed needs, the **Artisan's Line** of woodworking machinery was developed. Leading the industry in quality, features, and exceptional value. Available now for little or no more than you'd pay for run-of-the-mill machinery.

• **10" Artisan's Saw** — setting the standard for accuracy, ruggedness and portability with industrial quality

Vega fence, built-in dust shroud, T-slot miter gauge and more

• **15" Scroll Saw** — ideal for every shop, with clamp blade holder for ease of blade mount, and chip blower standard

• **14" Drill Press, Bench and Floor Models** — with front mounted switch with removable key; 12 spindle speeds; and a table that elevates by crank, tilts, and rotates

• **Shaper** — with 3/4" solid and 1/2" interchangeable spindle cartridges,

exclusive fence with integral dust shroud, and spindle reversing switch

Call your **Powermatic Artisan's Line** distributor today for assistance in selecting the right machines for you.

The Artisan's Choice
POWERMATIC III

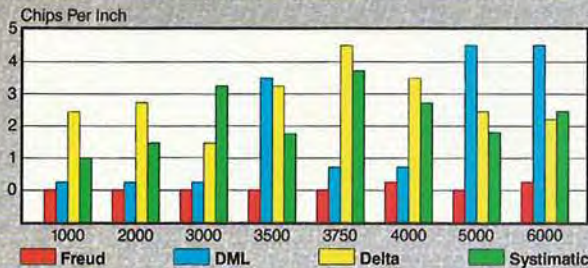
A Division of Stanwich Industries, Inc.
McMinnville, Tennessee 37110
800/248-0144 □ 615/473-5551
TELEX - 554455
FAX # 615/473-7819

Our blade can do this longer and better than any other blade.



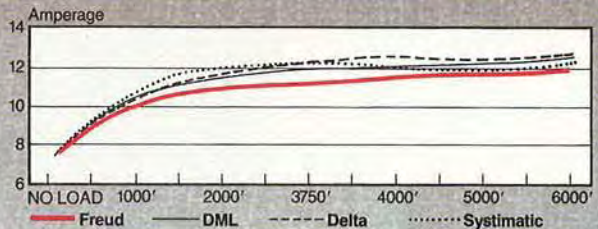
Freud provides the best performance among comparable carbide blades!!

A new mixture of carbide has been engineered at Freud that stays sharper longer and produces a cleaner finish on laminates, melamines, softwood, and hardwood.



An independent test conducted by Pittsburg State University compared Freud's new HOOK Carbide blade with blades from Delta, DML (Dyanite), and Systematic.

First, quality of cut was determined by the amount of chip out found on the finished edge of a double faced laminate board. The Freud HOOK Carbide blade significantly out performed the other blades by producing an almost chip free edge!!



Another finding showed sharper blades required less power (amperage) to make a cut. The Freud HOOK Carbide blade used less power and therefore out performed the competition by staying sharper longer.

Your local Freud distributor has a complete copy of the Pittsburg State University report and will be glad to show you their findings.

See for yourself how The NEW HOOK CARBIDE BLADE from Freud has been proven to be the best blade for your cutting needs!!

Call us today for the name of your local Freud distributor.

Stock #	Dia.	Teeth	Bore
LU98M008	8"	64	5/8"
LU98M009	9"	72	5/8"
LU98M010	10"	80	5/8"
LU98M012	12"	96	1"
LU98M014	14"	108	1"

freud[®]

Precisely what you need.

High Point, NC • (919) 434-3171

TALKING BACK

Continued from page 12

Here's how Delta views "reverse engineering"

While the tablesaw article in your December 1989 issue was informative and did a good job of tabulating the tablesaw specifications, further insight into woodworking tools, especially those made in Taiwan, may be helpful.

It is a relatively easy and common practice by many importers to buy a successful U.S.-made product, and then "reverse engineer" it in Taiwan. However, in this situation, the copier does not have access to the product's engineering drawings and data associated with the product. This prevents the copier from knowing how flat the table must be, how precise the arbor is, how the various parts are meant to interact with one another, and what the best machining methods are for key parts. This is not to say that a Taiwanese saw is always a poorer

product, but that a copy of another's original design will most often have little chance of being as good.

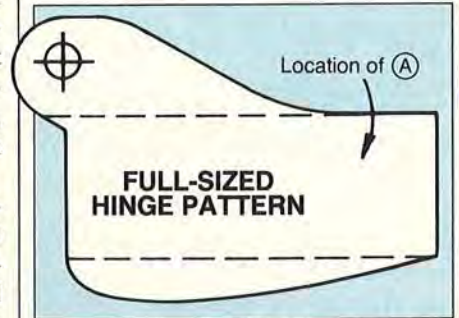
We feel that it also is important to point out that while the section of your article on "Contractor's Style" saws correctly states that the other saws in this category are basically copies of Delta's 34-440, it fails to mention in the "Cabinetmaker's Style" section that the Jet, Grizzly, and Lobo are all Taiwan copies of Delta's Unisaw.

Delta has engineered and manufactured tablesaws for over 50 years. This includes heavy-production saws in Brazil, Unisaws and contractor's saws in Tupelo, Mississippi, and homeshop saws in Taiwan. Our Brazil and Taiwan inspectors and engineers use the same rigid quality-control standards that apply to our U.S. facility.

—Louis C. Brickner, vice president of engineering and product development

Easel folds better with a skinny leg

While building a bunch of the tabletop easels featured in the December 1989 issue, we discovered that a Bill of Materials dimension



for the rear leg (B) doesn't match the full-sized drawing on page 88. The rear leg should be $\frac{5}{8}$ " thick, as correctly shown in the drawing. For an easier fitting of the rear leg, cut the hinge (D) to the shape shown above. 🌲

FORSTNER BIT AMAZING OFFER!

Quality, imported Forstner Bits make glass smooth, flat bottom, clean holes, even through veneer, knots and end grain, in any direction. Indispensable for furniture making. Will bore any arc of a circle, make pocket and blind holes and even make overlapping holes for mortising.

7-pc Set

$\frac{1}{4}$ " to 1" in wood case

ONLY \$3499

Ship/Handl \$3.00



ITEM NO. #10-1325

- Precision Ground, Quality Bits
- Machined from High-Carbon Steel
- Hardened to HRC 50-52
- Reusable Moulded Covers Protect Rims



COMPLETE 16-pc Set

$\frac{1}{4}$ " to 2 $\frac{1}{8}$ " in wood case

ONLY \$8999

Ship/Handl \$5.00

ITEM NO. #10-1330

- Wood Storage Box Included
- $\frac{3}{8}$ " shanks

For a FREE price list of individual Forstner Bits, and other wood working tools, send your name and address to: **Dollar Trading Corp.**
PO Box 964
Ridgefield, CT 06877

3" FORSTNER BIT $\frac{1}{2}$ " SHANK



ONLY \$3499

Ship/Handl \$3.00

ITEM NO. #10-1322

30-DAY
MONEY-BACK
GUARANTEE

CALL TOLL FREE: 800-447-7770 • VISA/AMEX/MC

From Canada: 616-957-5900

or write: **DOLLAR TRADING CORP.** DEPT WM 30

PO Box 8433 Grand Rapids MI 49512

Michigan and Connecticut buyers please add sales tax.