

Better Homes and Gardens®

# WOOD®

**HOLIDAY  
GIFT SECTION**  
Begins on page 63

THE MAGAZINE FOR HOME WOODWORKERS

\$3.95

DECEMBER 1987 • ISSUE NO. 20  
Display Until December 22

## 6 FUN-TO-DO SCROLL SAW TECHNIQUES

All shop-tested

## HARVEST YOUR OWN BOWL BLANKS

We show you how!

## SAW BLADES AND ABRASIVES

What's available, plus  
buymanship pointers

## PEOPLE-PLEASING PROJECTS:

Wine rack

Turned candle holder

Doll stroller

Floral wall plaques

Toy bulldozer

Hand mirror

Money clip & key ring




## CRAFT THIS GREAT-LOOKING MANTEL CLOCK

Complete plans, page 54



# These Delta tools will improve anyone's workshop.



## Your choice, \$499 each.

With a deal *this* good, it's a tough choice to make. Because from now until December 31, 1987, Delta is offering a special low price on our 14" Wood Cutting Band Saw and our Light Duty Wood Shaper. They're built to the same high quality standards that have made Delta tools favorites of woodworkers for the past 50 years. And you can use them to trim a lot more than your tree this year.

Choose our 14" Wood Cutting Band Saw, for instance. With its precision-balanced aluminum wheels, double-sealed, lubricated-for-life ball bearings, and heavy-duty construction, it's a

bargain at any price. And it comes complete with a 1/2 HP motor, lamp attachment, and steel stand. So it's just what you need for contour cutting, straight cutting, or resawing.

Or choose our Light Duty Wood Shaper. It has a stable 15 1/2" x 18" table, ball bearing spindle assembly, and fully-adjustable fence to help you turn out a lot of quality work. It'll do a great job of making mouldings on straight, internal, or external, curved, or irregular surfaces. And it's equipped with a full 1 HP motor and a steel stand.

If you've been good all year, you

deserve a reward. So start dropping hints to Santa right now. And if you're *still* having trouble making your decision, at this price you just might want to choose both.

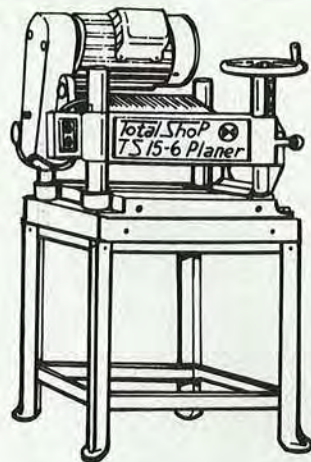
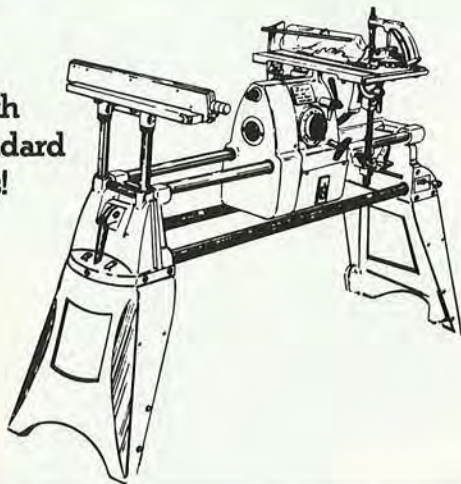
Call toll-free for the name of your Delta dealer. Delta International Machinery Corp., 800/438-2486 (in PA, 800/438-2487).

Offer good only on purchases from participating dealers in the continental U.S., Alaska, and Hawaii, from September 1 until December 31, 1987.

**DELTA**  
Building On Tradition

# Total Shop®

Now With  
3 New Standard  
Features!



TOTAL SHOP® MULTIPURPOSE MACHINE

TS 15-6 PLANER

## The Best Value in Woodworking Equipment Just Got Better!

**New Standard Features!**

Not Available on any other comparably priced machine including the Shopsmith® Mark V

The Total Shop Multipurpose Woodworking Machine boasts several new improvements that make the clear difference in woodworking value:

- precision handwheel for table adjustment
- miter gauge safety grip
- 8" wide extension table, formerly 4"
- same price since 1983

Call 1-800-845-9356 (or in S.C. 288-4174) and we'll send you 15 reasons why Total Shop is the better buy than Shopsmith®

Our 30 minute demonstration video (available in VHS or Beta) will give you a first hand look at the difference in value. Send for it today (with a \$20 refundable deposit).

Don't overlook the TS15-6 Planer, a rugged machine—convertible to 220V by the owner, optional stand and dust collector available, available with powerful 2HP motor, and a full 15" x 6" board capacity.

And at special price while supplies last.

# \$795.00

Order today. Supply limited

## 2½ Hr. Instructional Video Tape

For all multipurpose tool owners, no matter which machine you own, send for our 2½ hr. instructional video. You'll learn more about the set-up, care and operation of your machine. Order today for only \$49.95 (available in VHS or Beta).

- Please send the Free information packet
- Please send the 30 min. demonstration video (enclose \$20.00 refundable deposit—specify VHS or Beta)
- Please send 2½ hr. instructional video (enclose \$49.95 + \$2.00 shp. & hdl.)—specify VHS or Beta.

# Total Shop®

Dept. Q, P.O. Box 17859, Greenville, SC 29606

Name \_\_\_\_\_  
Address \_\_\_\_\_  
City \_\_\_\_\_  
State/Zip \_\_\_\_\_  
Phone \_\_\_\_\_

Call  
Toll Free

# 1-800-845-9356

or in S.C.  
288-4174

# IT'S ALL THE POW



00 742 2

It's all the power

www.makita.com

# POWER YOU NEED.



These are the tools men turn to when they stop playing with toys. Makita cordless tools.

You'll know why the first time you hold one in your hand. Makita tools do more than free you from an electrical cord. They strike the perfect balance between sheer power and precise control.

And no other tool gives you as much flexibility. There are two heavy-duty Makita Cordless Systems. An extensive 15-tool 7.2VDC system. And a versatile 10-tool 9.6VDC system. Each powered by a separate interchangeable battery.

Innovations like these helped build our reputation.

And our work record proves it. More professional builders use Makita than any other cordless tool made.

Whether they're building custom furniture or a house to keep it in.

# **Makita**

## IT'S ALL THE POWER YOU NEED.

Makita U.S.A., Inc., 12950 E. Alondra Blvd., Cerritos CA, 90701-2194, (213) 926-8775

# The Leader in Carbide Blade Technology

FREUD'S NEW EXPANSION SLOT IS LASER CUT FOR QUIETER RUNNING

## FREUD LASER CUT BLADE BODIES

The extreme accuracy and consistency of Laser Technology makes it ideal for re-attaching the retina in your eye or producing nearly perfect blade bodies at Freud.

Expansion slots are necessary in a saw blade to allow for the stretching that occurs when the blade is running. Old style saw blades have large slots cut into the blades. With these slots, a 'whistling' or ringing noise can be created when the blade is running. Some blade makers fill the holes with lead or copper. This can alter the tensioning of the blade and there is the danger that the plug will come out while the blade is running.

The laser technology used by Freud eliminates the need to fill the holes, and makes the expansion slot only .003 inch wide (about the thickness of a human hair). This assures the tensioning strength, a quieter running blade and no danger of the plugs coming out while in use.

The expansion slots are positioned in relationship to the arbor and gullets to minimize blade body distortion. The combination and location is determined by the blade size and application. Most manufacturers use the same number of old style expansion slots for all blade sizes and uses.

With Freud's laser technology, all shoulders and gullets are identical in strength and shape. Arbor holes are perfectly rounded, centered, and ground.

## FREUD'S SPECIAL CARBIDE MIX

Freud produces carbide in their own factory. This assures the high quality level that cannot be obtained by saw blade manufacturers who buy carbide from outside sources.

All of Freud carbide is made from titanium, and carbon using cobalt as a binder. This special mixture creates a chemical matrix that is exceptionally resistant to the chemical attack of the glues and resins found in man-made wood building materials. Specific grades of carbide are produced to fit the cutting function of each blade. This means a sharper, longer lasting blade for you. Many other manufacturers use the same purchased carbide on all blades.

The carbide is induction brazed onto Freud's laser cut blade shoulders. This process is controlled by a computer system that assures uniformity of brazing. The hand brazing used by other manufacturers can result in weakened shoulders (due to over heating) and inconsistent bonding.

The blade is finally sharpened with a 400 grit diamond wheel for a razor edge and a mirror finish. Because of the cost of such a fine grinding wheel, many other blade producers use a coarser grade of diamond wheel. This can result in shorter blade life for you.

*By comparing the Freud advantages, you will find the value and quality you want in your tools.*



CONVENTIONAL TECHNOLOGY

FREUD LASER TECHNOLOGY

# freud®

Better Homes and Gardens®  
**WOOD**®

THE MAGAZINE FOR HOME WOODWORKERS

December 1987 • Vol. 4, No. 6 • Issue No. 20

**Editorial/Art Staff**

Editor **LARRY CLAYTON**  
 Managing Editor **CHARLES E. SOMMERS**  
 Art Director **C. L. GATZKE**  
 Design Editor **JAMES R. DOWNING**  
 Features Editor **PETER J. STEPHANO**  
 How-To Editor **MARLEN KEMMET**  
 Buymanship/Techniques Editor **JIM BARRETT**  
 Project Builder **JAMES E. BOELLING**  
 Graphic Designer **PERRY A. McFARLIN**  
 Administrative Assistant **DARLENE REYNOLDS**  
 Business Office Clerk **JODI KOEPPLE**

Technical Consultants: **GEORGE GRANSETH** Product Testing; **PAUL L. McCLURE** Wood Technology

**Publisher JERRY KAPLAN**

National Advertising Manager **MARK S. HART**  
 Advertising Representatives **JOHN BELLUARDO,**  
**WILLIAM GRIFFITH, ANTHONY IMPERATO**  
 Marketing Services Manager **NANCY DALY**  
 Promotion/Research Director **THOMAS R. TROLAND**  
 Circulation Director **WILLIAM HUMMEL**  
 Circulation Manager **BILL REED**  
 Production Director **DALE SCHENKELBERG**  
 Editorial Research Director **C. RAY DEATON**


**Magazine Group Officers**

Group President **JAMES A. AUTRY**  
 Group Vice Presidents  
 Publishing Directors **ADOLPH AUERBACHER,**  
**BURTON H. BOERSMA**  
 Editorial Director **DORIS M. EBY**  
 Operations **CHRISTOPHER M. LEHMAN**

**Corporate Officers**

Chairman of the Board **E. T. MEREDITH III**  
 President **ROBERT A. BURNETT**  
 Executive Vice President—Corporate Services  
**JACK D. REHM**  
 Group Presidents: Magazine **JAMES A. AUTRY**; Broad-  
 casting **W. C. McREYNOLDS**; Real Estate **ALLEN L.**  
**SABBAG**; Book **FRED STINES**  
 Vice Presidents: Corporate Relations **DONALD L.**  
**ARNOLD**; General Counsel and Assistant Secretary  
**THOMAS G. FISHER**; Product Development **NEIL**  
**KUEHN**; Corporate Planning **HERB SCHULTE**;  
 Finance **WILLIAM H. STRAW**; Administrative Ser-  
 vices **GERALD D. THORNTON**  
 Secretary **BETTY CAMPBELL MADDEN**  
 Treasurer **MICHAEL A. SELL**  
 Contoller **LARRY D. HARTSOOK**

Better Homes and Gardens® WOOD — the magazine for home woodworkers (ISSN-0743-894X) is published bimonthly in February, April, June, August, October, and December by Meredith Corporation, 1716 Locust Street, Des Moines, IA 50336. Second-class postage paid at Des Moines, Iowa. Trademark registered in Canada and Australia. Marca Registrada en Mexico. **SUBSCRIPTION PRICES:** One year \$18 in the United States and its possessions. Canada and other countries add \$6 per year. **POSTMASTER:** Send address changes to WOOD, 1716 Locust Street, Des Moines, IA 50336. December 1987, Vol. 4, No. 6, Issue No. 20. **CUSTOMER SERVICE:** For service on your magazine subscriptions, including change of address, write to Customer Service Manager ROBERT AUSTIN, P.O. Box 10628, Des Moines, IA 50336. Please enclose your address label from a recent issue. If you wish to phone, call toll-free 1-800-678-2666. ©COPYRIGHT MEREDITH CORPORATION 1987. ALL RIGHTS RESERVED. PRINTED IN U.S.A.



Polyurethane protection.  
 Hand rubbed beauty.

Formby's® is the first and only polyurethane that's made to be rubbed on, not brushed on like all other polyurethanes. Formby's Poly Finish penetrates deep into the wood to reveal the beauty of the grain. This unique

formula gives maximum protection without making your wood look plastic coated.

Try new Formby's hand rubbed polyurethane. Homer Formby won't let anything come between you and your furniture.



© 1987 Thompson & Formby Inc.

NEW from Penn State Industries... a supplier of quality products for over 40 years

Professional quality, precision . . .  
**Super 15" Scroll Saw**

Comparable value over \$500

Only **\$139.95** shipped complete ready to run

This versatile machine makes cutting intricate wood patterns easy — great for making toys, jewelry, puzzles, fretwork, etc. The blade is driven on both up and down stroke with a smooth cutting parallel rocker arm system. This system avoids blade breakage and creates a smooth finish that virtually eliminates sanding. Our saw is easy to use and is made with a cast construction that insures durability. We fully support our product with replacement parts and repairs if needed. Thousands of satisfied customers use our saw world-wide.



**SPECIFICATIONS:**

- Cast iron construction
- Throat depth — 15"
- Max. depth of cut — 2"
- Cuts per minute — 1725
- Weight — 43 lbs
- Motor — Heavy duty totally enclosed fan cooled 110V - 120V UL listed, ball bearing — induction motor

**NEW!**

**\* Dust Blower (Optional - Add \$15.00)**

- Use standard 5" blades
- Stroke length — 3/4"
- Table Tilt — 0 - 45°
- Table Size — 8" x 17 1/2"

30 Day Money Back Guarantee—1 year warranty parts/labor

FREE: 12 Blades & Blade Holder Set with purchase

**PENN STATE INDUSTRIES-W**

2850 Comly Road • Philadelphia, PA 19154  
 1-215-676-7609 (Ext. 15)

\* Add \$15.00 for Blower Option • Visa, MasterCard, Check or Money Order Accepted  
 Add \$10.00 for shipping in Continental U.S. • Pennsylvania residents add 6% sales tax



**THE SOURCE**  
WOODWORKERS TOOLS & HARDWARE  
7305 Boudinot Drive  
Springfield, VA 22150  
CATALOG \$3.00 FREE  
703-644-5460 FREIGHT

US 800-452-9999 VA 800-468-1778

**RYOBI**  
PERFORMANCE POWER TOOLS

**\$167-**  
TS01 2 1/2" HP Plunge Router (On/Off Switch Inside Handle)

**\$229-**  
RA200 8 1/4" Portable Radial Arm Saw

**\$72-**  
TR-30U Trim Router

**\$359-**  
**\$389- With EXTRA Blades**  
AP-10 10" Portable Planer

**\$179-**  
TS-251U Miter Saw with X2000 Accessory Kit

With AMANA 80 ATB BLADE \$219-

**VIRUTEX O-81 JOINING MACHINE \$279-**



**SPLINES**  
5m-Md-Lg  
1,000 per CTN.  
**\$27.50**

**SENCO**



**SPN 2 2 1/2" Finish Nailer \$388-**  
**SPN 1 1 3/4" Finish Nailer 269-**  
**SN 4 Framing Nailer 518-**  
**LS 2 Lightweight Pinner 249-**

**HITACHI**

|        |                   |        |
|--------|-------------------|--------|
| SD135A | 4 1/2" Orb Sander | 49.00  |
| PDH115 | 4 1/2" Disc Grind | 74.00  |
| TR6    | Lean Trimmer      | 79.00  |
| TR8    | 1hp Router        | 133.00 |
| TR12   | 3hp Plunge Rout   | 159.00 |
| CRJ2V  | VS Recip Saw/Cs   | 118.00 |
| F20A   | 38 Hand Planer    | 99.00  |
| C108A  | 10" Hitar Saw     | 199.40 |
| C10FA  | Belt 10" Hitar Sw | 219.00 |
| C15FB  | 15" Hitar Saw     | 309.00 |
| C25A   | 7 1/2" Circ Saw   | 69.00  |
| C60A   | 6 1/2" Belt Saw   | 129.00 |

**Milwaukee**

|        |                     |        |
|--------|---------------------|--------|
| 3300   | Rad Drill           | 189.00 |
| 0238-1 | 1" Hex Drl 0-850rpm | 112.00 |
| 0375-1 | 3/8 Circle Cir Dr   | 118.00 |
| 1676-1 | Mala Hng w/Case     | 235.00 |
| 5399   | B Handle Ham Dr Kit | 192.00 |
| 6507   | Swacell TSC w/Cs    | 139.00 |
| 6511   | 2hp Sawcull w/Cs    | 122.00 |
| 6529-1 | Cross Screwdr       | 69.00  |
| 6365   | 7 1/2" Circ Saw     | 105.00 |
| 6750-1 | Du Brvr 4.5 Amp     | 89.00  |

**Makita**

|         |                     |        |
|---------|---------------------|--------|
| 3601B   | 1-3/8 hp Router     | 115.00 |
| 3612B   | 3hp Router          | 179.00 |
| 3705    | Offset Sq Trimmer   | 119.00 |
| 5007HBA | 7 1/2" Circ Sw w/Bk | 119.00 |
| 9045H   | 1" Shl Belt Sdr     | 105.00 |
| 60920W  | 2hp VSR Crdls Drl   | 109.00 |
| 60710W  | VSR Crdls Drl       | 102.50 |
| 9401    | h2k4 Belt Sander    | 149.00 |
| 99240B  | 3x24 Belt Sander    | 129.00 |
| 9900B   | 3x21 Belt Sander    | 119.00 |

**BOSCH**

**Power Tools**

|          |                 |        |
|----------|-----------------|--------|
| 1601     | 1-3/4 hp Router | 118.00 |
| 1601     | 1hp Router      | 89.00  |
| 93950    | Overarm Router  | 950.00 |
| 93900    | 3hp Router      | 329.00 |
| 1272B    | h2k4 Sdr w/Bg   | 169.00 |
| 1273B    | h2k4 Sdr w/Bg   | 179.00 |
| 7288     | Orbit Fin Sdr   | 99.00  |
| 15816S   | Top Head Jigsw  | 113.00 |
| 15829S   | Barrel Grp Jgsw | 117.00 |
| 1652     | 8 1/2" Circ Saw | 99.00  |
| 1651     | 7 1/2" Circ Saw | 84.00  |
| 3106A    | 3/8" VSR Drl    | 98.00  |
| 1160VSR  | 3/8" VSR Drl    | 79.00  |
| 1158VSR  | 3/8" VSR Drl    | 55.00  |
| 1920VSR  | 3/8" Belt Drl   | 99.95  |
| 1921VSRK | 3/8" VS Bat Drl | 89.00  |
| 3248     | Heatgun         | 54.00  |
| 1942     | Heatgun         | 69.00  |
| 3258     | 38" Hand Planer | 109.00 |
| 1609K    | Trimmer Kit     | 169.00 |

**BLACK & DECKER**

|        |                    |        |
|--------|--------------------|--------|
| 1179   | 3/8 VSR Drill      | 69.00  |
| 1175   | 3/8 VSR Drill      | 49.95  |
| 1180   | 3/8 VSR Drill      | 99.00  |
| 2034   | VS Screwgun        | 79.00  |
| 2037   | VS Screwgun        | 89.00  |
| 3310   | 1 1/2hp Router     | 129.00 |
| 3108   | 2hp Tiger Saw      | 119.00 |
| 4008   | Pad Sander         | 49.00  |
| 1910   | Belt Drill         | 79.00  |
| 1940   | Extra HD Bat Drl   | 95.00  |
| 1950   | Ext HD Bk Dr w/Cs  | 99.00  |
| 1703   | 10" Hitar Saw      | 159.00 |
| 3048-B | 8 1/2" Supr Swcut  | 159.00 |
| 3027-9 | 7 1/2" Bldrs Swcut | 79.00  |
| 3034   | Bldrs Swcut        | 119.00 |

**SENCO**

|       |                  |        |
|-------|------------------|--------|
| SPN 1 | 1-3/8" Fin Nailr | 269.00 |
| SPN 2 | 3/4" Fin Nailr   | 389.00 |
| LS 2  | Pin Nailr        | 249.00 |
| SN 4  | Framing Nailr    | 515.00 |
| SKS-L | Narrow Crm Stplr | 249.00 |

**CAMPBELL HANSELD**

|        |                     |        |
|--------|---------------------|--------|
| Y1613Z | 3hp Gs Two 4 Gt     | 590.00 |
| Y1558Z | 3hp Vert 40 Gal     | 460.00 |
| Y1610Z | 3hp 20 Gal          | 379.00 |
| L1500B | 1 1/2hp Oilless 11G | 329.00 |

**AEG ALL PRO**

|        |                    |        |
|--------|--------------------|--------|
| E502   | Belt Screwdriver   | 56.00  |
| E2504  | Belt Drill/Router  | 29.00  |
| HSE755 | 3x 2 1/2" Belt Sdr | 149.00 |
| HSP60  | Top Jgsw/Case      | 149.00 |

**BETTERLY**

|                            |        |
|----------------------------|--------|
| Betterly Undercbr Router   | 156.00 |
| Betterly Seaming Router    | 156.00 |
| Betterly Mitered Router    | 289.00 |
| Betterly Inlay Router      | 159.00 |
| Betterly Bevel Edge Router | 495.00 |



THE FINEST SAWBLADES MADE IN AMERICA ARE LASER CUT & TIPPED WITH THE MOST DURABLE CARBIDE. THE BEST PART IS THEY DON'T COST AN ARM AND A LEG.

CALL FOR OUR PRICE

WE BEAT MOST PRICES THIS ISSUE

Better Homes and Gardens®

# WOOD

This issue's cover wood grain: White oak

DECEMBER 1987

ISSUE NO. 20

WOOD PROFILE

## BALD CYPRESS — THE ENDURING BEAUTY OF THE BAYOU 33

This resident of the swamp resists decay, acts like hardwood, and works well for both indoor and outdoor projects.



SHOP-TESTED TECHNIQUES

## 6 FUN-TO-DO SCROLL SAW TECHNIQUES 34

The scroll-sawn gifts you'll turn out with these techniques will have your friends and relatives saying "HO HO", not "ho hum."



CRAFTSMAN CLOSE-UP

## TEENSY-WEENSY FURNITURE: A WOODWORKER'S ADVENTURE IN LILLIPUT 40

You'll be amazed at the detail Seattle craftsman Noral Olson builds into miniature furniture.



## HARVESTING YOUR OWN BOWL BLANKS 44

Invest a few hours searching fields or forests, and come home with enough turning blanks to feed your lathe all winter.

TOOL BUYMANSHIP

## KNOW YOUR WOODWORKING ABRASIVES 50

What's the difference between flint, garnet, and aluminum oxide? Our guide will steer you to the best abrasives for all of your sanding jobs.



## ONE GREAT-LOOKING MANTEL CLOCK 54

Whether you hang it on the wall or display it on a shelf, this two-way cherry timepiece fits right in.

## WOODWORKING BOOKS YOU'LL WANT TO GIVE 58

Make points by giving your woodworking friends a book selected from our list of special favorites.



## CARBIDE-TIPPED CIRCULAR SAW BLADES 60

Our tool experts discuss the fine points of buying these increasingly popular circular saw blades.



### SANTA'S GALLERY OF GIFTS

## SHOWCASE WINE RACK 64

Display your favorite vintages on this compact walnut rack.



## CHIMNEY-TOPPED CANDLE HOLDER 67

A perfect mood-setter for winter evenings.



## WALNUT MONEY CLIP & KEY CHAIN 68

Both quick-and-easy projects make practical and appreciated stocking stuffers.



## DOLL STROLLER 71

Give this stroller to that "special" little one and watch her eyes light up.



## FLORAL WALL PLAQUES 74

You can make one set or a dozen of these unique plaques with a simple scroll saw technique.



## QUILT-LOOK HAND MIRROR 76

We show you an easy way to make the quilt pattern inlay of cherry and padauk.



## FAT CAT BULLDOZER 78

Every little sandbox construction foreman needs a dozer that can build roads, dig lakes, or move mountains.



## BUCKLE 'EM UP 80

Materials for these beauties are as near as your scrap wood bin.



### SHORT-SUBJECT FEATURES

|                                     |    |                                      |     |
|-------------------------------------|----|--------------------------------------|-----|
| Editor's Angle .....                | 8  | Tough Toppings for Shop Floors ..... | 85  |
| Talking Back .....                  | 11 | Forstner Bits .....                  | 95  |
| Shop Tips .....                     | 14 | Keep Your Chain Saw Sharp .....      | 99  |
| Products That Perform .....         | 21 | Wood Anecdote .....                  | 104 |
| Well-Dressed Woodworker ..          | 27 | Bulletin Board .....                 | 112 |
| Woodcarver's VII Commandments ..... | 29 |                                      |     |

# NOW! REDUCE THE RISK AT YOUR TABLE SAW



folds down neatly

WITH THE NEW **MOBILE™ SAWING CENTER**

#### OUTFEED ROLLERS

- safe, accurate sawing
- handle panels with ease
- available in 15" and 37" widths
- dual-position table

### AND INCREASE FLOOR SPACE



#### MOBILE MACHINE BASES

- increase shop working area
- maximize usable floor space
- 3 point base will not rock
- locking wheels
- makes machine so easy to use and store
- over 80 standard models

#### PLANER STAND WITH ROLLERS

- raises planer to proper working height
- provides machine mobility
- five-fold increase in workpiece support
- storage is a snap



## NEW



- #### ROLLERTABLE Rock Solid Support
- adjustable
  - portable
  - use at any machine

PEDESTAL ROLLER

Discover HTC's many unique products designed only with you, the dedicated woodworker in mind. Find out how you can make your machining safer, increase working area of your shop and accomplish nearly impossible tasks easily, quickly and accurately - **all by yourself!**

**CALL TODAY!**

HTC PRODUCTS, INC.  
120 E. HUDSON S-8  
ROYAL OAK, MI 48067  
(313) 399-6185















1-800-624-2027 ext. 112

# CARBIDE TIPPED ROUTER BITS

## PROFESSIONAL PRODUCTION QUALITY

1000's SOLD TO READERS OF FINE WOODWORKING

| BEST CUT<br>BEST PRICE  | ITEM<br>NO.           | DESCRIPTION                          | RADIUS   | LARGE<br>DIAM. | CUTTING<br>LENGTH | PRICE   |
|---|-----------------------|--------------------------------------|--|----------------|-------------------|---------|
|    | COVE                  |                                      |  |                |                   |         |
|   | #01                   | 1/4" R                               | 1/4"   | 1"             | 1/2"              | \$13.00 |
|   | #02                   | 3/8" R                               | 3/8"   | 1 1/4"         | 9/16"             | 14.00   |
|   | #03                   | 1/2" R                               | 1/2"   | 1 1/2"         | 5/8"              | 15.00   |
|    | ROUND OVER            |                                      |  |                |                   |         |
|   | #04                   | 1/4" R                               | 1/4"   | 1"             | 1/2"              | 15.00   |
|   | #05                   | 3/8" R                               | 3/8"   | 1 1/4"         | 5/8"              | 16.00   |
|   | #06                   | 1/2" R                               | 1/2"   | 1 1/2"         | 3/4"              | 19.00   |
|    | ROMAN OGEE            |                                      |  |                |                   |         |
|   | #07                   | 5/32" R                              | 5/32"  | 1 1/4"         | 15/32"            | 18.00   |
|   | #08                   | 1/4" R                               | 1/4"   | 1 1/2"         | 3/4"              | 20.00   |
|    | #11                   | 3/8" RABBETING                       | Deep 3/8"  | 1 1/4"         | 1/2"              | 14.00   |
|   | #09                   | 1/8" (KERF) SLOT CUTTER              |  | 1 1/4"         | 1/8"              | 14.00   |
|   | #10                   | 1/4" (KERF) SLOT CUTTER              |  | 1 1/4"         | 1/4"              | 14.00   |
|    | #12                   | 45° CHAMFER                          | 45° Angle  | 1 1/2"         | 5/8"              | 15.00   |
|    | #15                   | RAISED PANEL                         | 20° Angle  | 1-5/8"         | 1/2"              | 25.00   |
|   | #35                   | 1/4" V Groove 90°                    |  | 1/4"           | 1/4"              | 8.00    |
|   | #36                   | 3/8" V Groove 90°                    |  | 3/8"           | 3/8"              | 9.00    |
|   | #37                   | 1/2" V Groove 90°                    |  | 1/2"           | 1/2"              | 11.00   |
|  | #16                   | 3/8" Dovetail 9°                     |  | 3/8"           | 3/8"              | 7.50    |
|   | #17                   | 1/2" Dovetail 14°                    |  | 1/2"           | 1/2"              | 8.50    |
|   | #18                   | 3/4" Dovetail 14°                    |  | 3/4"           | 7/8"              | 10.50   |
|  | CORE BOX (ROUND NOSE) |                                      |  |                |                   |         |
|   | #19                   | 3/8" Core Box                        | 3/16"  | 3/8"           | 3/8"              | 11.00   |
|   | #20                   | 1/2" Core Box                        | 1/4"   | 1/2"           | 11/32"            | 14.00   |
|   | #21                   | 3/4" Core Box                        | 3/8"   | 3/4"           | 5/8"              | 18.00   |
|  | GROOVE FORMING OGEE   |                                      |  |                |                   |         |
|   | #22                   | 1/2" Grooving Ogee                   |  | 1/2"           | 3/8"              | 16.50   |
|   | #23                   | 3/4" Grooving Ogee                   |  | 3/4"           | 7/16"             | 21.00   |
|  | #24                   | 1/4" Straight Bit                    |  | 1/4"           | 3/4"              | 7.00    |
|   | #25                   | 5/16" Straight Bit                   |  | 5/16"          | 1"                | 7.00    |
|   | #26                   | 3/8" Straight Bit                    |  | 3/8"           | 1"                | 7.00    |
|   | #27                   | 1/2" Straight Bit                    |  | 1/2"           | 1"                | 7.00    |
|   | #28                   | 3/4" Straight Bit                    |  | 3/4"           | 1"                | 10.50   |
|   | #13                   | 1/2" FLUSH TRIM                      |  | 1/2"           | 1"                | 8.50    |
|   | #14                   | 3/8" KEY HOLE<br>(This Bit only HSS) | CUTS 3/8" KEY HOLE FOR<br>FLUSH MOUNTING<br>PICTURE FRAMES, ETC. |                |                   | 8.50    |

WHEN ORDERING ANY THREE OR MORE DEDUCT \$1.00 EACH  
ALL PRICES POSTAGE PAID


- Professional Production Quality • 1/2" Ball Bearing Pilot
- 1/4" Diameter Shanks x 1 1/4" Long • One Piece Construction
- Two Flute Thick High Quality Tungsten Carbide Tips

To order by MasterCard or Visa Toll free  
7 Day—24 Hour Order service Call  
1-800-533-9298 (in PA 1-800-346-7511)  
or send check to:

MLCS, P.O. BOX 4053D, Rydal, PA 19046

## THE EDITOR'S ANGLE

# SOME FOLKS NEVER OUTGROW THEIR NEED FOR WOODWORKING



Bill Boian and his favorite 3-legged walnut chair.

When a friend told me about WOOD subscriber Bill Boian, I knew I had to meet him. After all, it's not every day that I get to talk to a 95-year-old woodworker with over 80 years of shop experience under his belt. What an encounter it was! Though our visit was brief, I found

out some very interesting things about the person who could very well be WOOD's oldest subscriber.

In case you're wondering whether Bill still generates much sawdust, you'd better believe it. When he retired from a local metal fabricating company in 1957, Bill decided to "get serious" about his favorite hobby. The result: a houseful of beautiful wooden items, from dining tables to turned bowls and vases to reproductions of classic furniture pieces. "I do mostly small projects now because I'm almost out of space," Bill said.

What keeps Bill working away in his workshop after all these years? "I just love wood, I guess. I've got so much wood around this place, I'm not sure if I'll ever get it used up," Bill commented, as he pointed out a 46-year-old piece of 2"-thick x 20"-wide walnut.

As he walked down the steps to his basement workshop, I heard him comment, "I should get this place cleaned up if I could just find the time. We moved here in '41, and I just keep accumulating tools."

What's Bill's secret to staying healthy and active well into his 9th decade? "I think walking as much as I did during my earlier years helped a lot. I always walked to and from work, no matter how bad the weather. I figured it up one time, and I've walked over 40,000 miles."

I also suspect that Bill's quest for knowledge has something to do with his sprightly manner. He told me he likes to learn something new every day — "not necessarily about woodworking, just anything."

Thanks for taking time out to chat, Bill. I enjoyed every minute of it. ♣

Print this article

Larry Clayton

# "I MADE IT!"

YOURS FOR ONLY

# \$1.95

plus postage and handling.

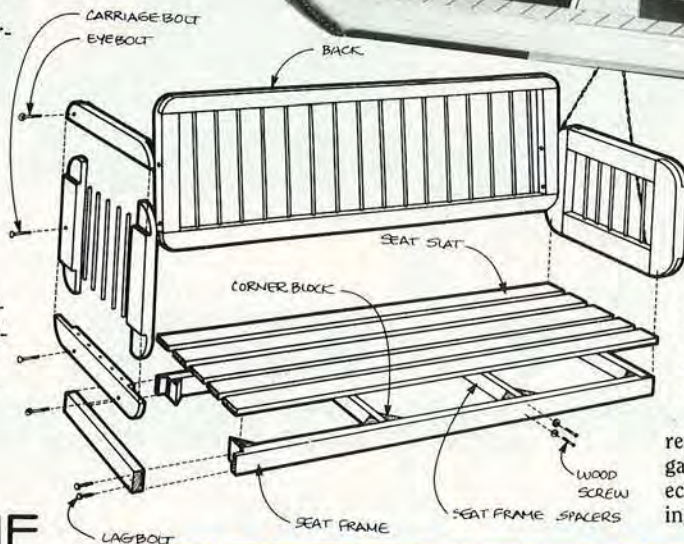


**SAVE \$20**

No other statement creates such a feeling of pride and accomplishment. And no other book makes building *more than 150 projects* yourself as easy as **BACKYARD BUILDER**.

You'll find detailed plans, material lists, step-by-step instructions, easy-to-follow illustrations and helpful trade secrets for . . .

benches . . . window greenhouses . . . fences . . . wheelbarrows . . . trellis systems . . . bike racks . . . cabinets and cupboards . . . free standing shelves . . . vegetable bins . . . and much, much more.



## TRY IT FREE FOR 15 DAYS

This extraordinary offer is our way of introducing you to **RODALE'S PRACTICAL HOMEOWNERS BOOK CLUB**—the club that *saves you up to 40% and more* on some of the best books available for your home.

You'll find a *large selection of books* on remodeling your home . . . growing a great garden . . . energy options . . . building projects . . . landscaping . . . furniture refinishing . . . and much, much more.

## HOW THE CLUB WORKS:

As a member, you'll receive our Club Bulletin every four weeks. It includes a special Editors' Selection and a wide variety of books (up to 90!) covering every aspect of your home.

If you want to receive the Editors' Selection, you don't have to do anything—we'll ship it to you automatically. If, however, you want another selection—or no books at all—we'll follow the instructions you check on the reply form provided with each Bulletin. You never have to buy a book you don't want. Each book comes with a free 15-day examination.

# YES!

Please send me a copy of **BACKYARD BUILDER** and enroll me in **RODALE'S PRACTICAL HOMEOWNERS BOOK CLUB**. I understand you'll bill me for only \$1.95 plus shipping. I agree to purchase two more books at special club discounts during the coming year and may resign anytime after that.

758


NAME \_\_\_\_\_

ADDRESS \_\_\_\_\_ APT.# \_\_\_\_\_

CITY \_\_\_\_\_ STATE \_\_\_\_\_ ZIP \_\_\_\_\_

**RODALE'S PRACTICAL HOMEOWNERS BOOK CLUB**  
P.O. BOX 10627, DES MOINES, IA 50336


# The Delta Unisaw<sup>®</sup> has been the woodworkers' favorite for half a century.



## Here's a good case for buying one now.

Right now, Delta is celebrating the Unisaw's 50th Anniversary. And it's the perfect opportunity for a craftsman like you to add the power and performance of our professional quality 10" Tilting Arbor Saw to your home shop.

Just go on down to your Delta distributor and buy a 50th Anniversary Edition Unisaw\* for the special price of only \$1399. You'll get a great deal on a great saw. With a 1½ HP motor and triple V-belt drive for dependability. Rugged sealed-for-life bearings and a massive cast-iron table for rock-solid cutting stability. Plus our Jet-Lock Micro-Set<sup>®</sup> rip fence and Auto-Set<sup>®</sup> miter gage for the accuracy you demand. And you'll see why the Delta Unisaw has been the woodworkers' favorite for the last 50 years.



It's our anniversary. And we want to give you a present.

What we've already told you makes a good case for buying a Delta Unisaw. But here's another. In honor of the Unisaw's 50th Anniversary, Delta will send you a *free* gift—a special, personalized wooden Commemorative Case containing two 10"

carbide-tipped saw blades, a 6" carbide-tipped dado set, and a table insert. It's a \$350 value. So you'll get \$1982 worth of precision Delta equipment for only \$1399 when you buy a Unisaw from now until December 31, 1987.



So don't miss out on the chance to add a Delta Unisaw—and our free Anniversary Gift—to your home shop. And if this one's not exactly what you're looking for, ask about the great values on the seven other models in the Unisaw line. Because no matter what the case, a deal this good only comes along every 50 years or so. Call toll-free for the name of your Delta distributor. Delta International Machinery Corp., 800/438-2486 (in PA, 800/438-2487).

\*Model 34-761F

Offer good only on purchases from participating dealers in the continental U.S., Alaska, and Hawaii, from July 1 to December 31, 1987.

**DELTA**  
Building On Tradition

Print this article

We welcome comments, criticisms, suggestions ... even an occasional compliment. The volume of mail we receive makes it impossible to answer every letter, but we promise to do our level best. Send your correspondence to: Letters Editor, Better Homes and Gardens® WOOD® Magazine, Locust at 17th, Des Moines, IA 50336.

## WANTED: CARMEN SCHIFANO CLONES

I have just received the August issue and want to express my thanks for the fascinating article on Carmen Schifano. The young adults being taught by such a man are lucky indeed, whatever their economic backgrounds. Oh, how I wish I would have had an instructor like him to impart to me the satisfaction, the happiness, and the justifiable pride that comes from doing a thing well, and doing a thing right.

More power to the Carmen Schifanos of the world. May their teachings be an inspiration to all. I only wish we could clone him and send one to every woodworking class in America.

— Steven V. Smith, Fairhaven, Mass.



Carmen Schifano

Steve, we couldn't agree with you more. Effective, dedicated teachers like Carmen, are invaluable in so many ways. Our thanks, too, to the students who originally invited us to share their story with you.

## CRADLE SUPPLIES CORRECTIONS

The Buying Guide for the pendulum cradle featured in the October 1987 issue (page 62) lists Sears as the source for the 17x31" cradle pad. We've just learned that Sears no longer stocks a pad this size and offers a larger cradle pad using the same catalog number (29H30401) that we listed in the Buying Guide. Unfortunately, this pad will not fit properly in the cradle basket. Sears told us they will issue refunds to any customers who ordered and received the wrong size pad.

We have a new supplier for the 17x31" vinyl-covered foam pad. It sells for \$16.95 ppd., and can be ordered direct from Sleepland, 4412 N.E. 14th, Des Moines, IA 50313.

Also, if you received 5/8"-outside diameter ball bearings instead of the 3/4" we listed in the same Buying Guide, return them to Standard Bearings, P.O. Box 823, Des Moines, IA 50304. They will send you the 3/4" bearings specified in the Buying Guide. Or, if you've received the 5/8" bearings but haven't drilled the holes for the bearings, just drill 5/8" holes 1/4" deep.

We apologize for any inconvenience these changes may have caused you.

continued on page 12

## ABBEY TOOLS

WE OFFER DISCOUNTS UP TO 50% AND MORE BE WISE — COMPARE

### PORTER-CABLE

PROFESSIONAL POWER TOOLS

| MOD#  | DESCRIPTION                           | Sell |
|-------|---------------------------------------|------|
| 100   | 7/8 H.P. Router                       | 92   |
| 128   | Porta Plane                           | 169  |
| 312   | Laminate Trimmer                      | 129  |
| 312   | Offset Lam. Trim                      | 134  |
| 330   | Speed Bloc Sander                     | 52   |
| 314   | 4 1/2" Trim Saw                       | 124  |
| 351   | 3x24 Belt Sander                      | 174  |
| 353   | 4x24 Belt Sander                      | 189  |
| 504   | 3x24 Belt Sander                      | 335  |
| 505   | H D Finish Sander                     | 109  |
| 518   | 3 HP 5 Spd Router                     | 335  |
| 536   | 1 1/2 HP H D Router                   | 195  |
| 666   | 3/8" H.D VSR Drill                    | 117  |
| 680   | 1 1/2 H P Router                      | 129  |
| 7514  | 1/2" VSR Drill                        | 119  |
| 7533  | Adj. Clutch Driver                    | 149  |
| 7548  | V5 Jig Saw                            | 139  |
| 9100  | Class 1 (100) Router                  | 110  |
| 9118  | Porta Plane Kit                       | 189  |
| 9952  | Versa Plane Kit                       | 295  |
| 99381 | Hinge Temp Kit                        | 149  |
| 99839 | Hinge Temp Acc.                       | 89   |
| 304   | 7" Prof. Disc Sander                  | 129  |
| 306   | 7" Prof. Polisher                     | 129  |
| 315-1 | 7 1/4" Circ Saw                       | 124  |
| 43263 | Carbide Cutter for 126 or 9118 Planes | 49   |

### NEW! FROM PORTER CABLE

555 Biscuit Joiner 189



1000 Biscuits - 0, 10, 20 - 27.50  
1000 Mixed - 27.50



SAW BOSS \$99

### Bostitch Nail Guns

|        |                           |     |
|--------|---------------------------|-----|
| N18CT  | Framing Nailer 6d-16d     | 417 |
| N80C   | Framing-Coil 6d-16d       | 395 |
| T36-50 | 1/2" Crown Stapler        | 262 |
| T35-8  | 1" Crown Roofing Stripper | 222 |
| T35-40 | 18 Ga Brads 1"-1 3/4"     | 282 |
| T31-1  | 5/8"-1" Brads             | 129 |

### TR12 3HP Router



\$169

### Hitachi Power Tools

|        |                       |     |
|--------|-----------------------|-----|
| D10V   | 3/8" VSR Drill        | 69  |
| D13    | 1/2" Spade Hndl Drill | 99  |
| DRC10  | 3/8" Cordl Scrudrill  | 89  |
| DR10   | Laminate Trimmer      | 89  |
| TR12   | 3HP Router            | 169 |
| C75A   | 7 1/4" Circular Saw   | 79  |
| W6VA   | 0-2500 Screwdriver    | 79  |
| CR10V  | Var Spd Recipro Saw   | 109 |
| C6DA   | 6 1/4" Cordl Circ Saw | 124 |
| DR38VA | 1 1/2" Roto Hammer    | 299 |
| C10FA  | 10" Miter Saw         | 269 |

### Milwaukee Tools



6511 2 Spd \$119

|        |                            |     |
|--------|----------------------------|-----|
| 0228-1 | 3/8" VSR Drill             | 79  |
| 0222-1 | 3/8" VSR Drill             | 98  |
| 0234-1 | 1/2" VSR Drill             | 105 |
| 0566-1 | Drain Cleaner              | 179 |
| 1007-1 | 1/2" Drill SC              | 148 |
| 1250-1 | 1/2" Drill                 | 148 |
| 1610-1 | 1/2" Spade Hndl Drill      | 139 |
| 1630-1 | 1/2" Compact Drill         | 148 |
| 1670-1 | 1/2" Hole Hawk             | 195 |
| 3002-1 | Rt angl Electricians Drill | 179 |
| 3107-1 | Rt angl Drill Kit          | 199 |
| 3300-1 | Rt angl Magnum Dri         | 195 |
| 5347   | 1 1/2" Rotary Hmr          | 399 |
| 5399   | 1/2" Hammer Drill          | 179 |
| 5455   | 7 1/2" Polisher            | 336 |
| 6012   | Orbital Sander             | 118 |
| 6095   | 9" Sander/Grinder          | 104 |
| 6215   | Chain Saw                  | 143 |
| 6377   | 7 1/4" worm Drive Saw      | 169 |
| 6511   | 2 Spd Sawzall, case        | 119 |
| 6539   | Cordless Screwdriver       | 69  |
| 6543-1 | 01000 rpm Screwdriver      | 149 |
| 6975   | Heat Gun                   | 59  |

## f Freud

Blades and Cutters

|          |                        |     |
|----------|------------------------|-----|
| LM72M010 | 10x24T RIP             | 33  |
| LU73M010 | 10x60T ATB             | 29  |
| LU82M010 | 10x60T Tr Chip         | 38  |
| LU84M011 | 10x60T Combo           | 38  |
| LU84M012 | 12x60T Combo           | 69  |
| DS308    | 8" Dado Set            | 109 |
| FB100    | 16 Pc Forstner Bit Set | 138 |
| DB050    | 50 Piece Drill Bit Set | 59  |
| 90-100   | 15Pc Router Bit Set    | 139 |



\$145

|        |                            |     |
|--------|----------------------------|-----|
| 94-100 | 5Pc Router Bit Set         | 145 |
| 99-210 | thru Raised panel          | 57  |
| 99-213 | Router bit each            | 58  |
| SC001  | Blade Stabilizer 5/8" bore | 17  |
| 99-200 | 9Pc Lathe Turning Set      | 55  |
| EC210  | 3 1/2" Raised Panel        | 89  |
| EC260  | 3/4 Stile-Rail Shpr Bit    | 165 |



\$265

|        |                           |     |
|--------|---------------------------|-----|
| EC090  | Complete Cabinet Set      | 166 |
| EC091  | Cove and Bead Set         | 166 |
| EC900  | Shaper Door System Set    | 265 |
| 99 034 | Lock Miter Router Bit     | 59  |
| 99 032 | Wedge tongue rtr bit      | 46  |
| 99 033 | Wedge groove rtr bit      | 48  |
| 99 260 | Ogee stile & rail rtr bit | 79  |
| 99 263 | cove-bead stile-rail bit  | 79  |
| 99 PK1 | Multiform Router Bit      | 75  |
| WB101  | Woodworking Box           | 269 |

### NEW! From Freud

Biscuit Joining Machine comes with carbide blade, assortment of biscuits instructions & case

J.S.—100 Our Price \$178.50

0-10-20 BISCUITS 1000 29.50



\$169

|         |                         |       |
|---------|-------------------------|-------|
| MOD #   | MOD #                   | MOD # |
| AP10    | 10" Surface Planer      | 345   |
| EC800   | 0-4000 Dwyell Dr.       | 79    |
| E3810   | 0-2500 Dwyell Dr.       | 79    |
| JSE80   | Jig Saw Var Spd         | 119   |
| RJ100VK | V5 Recipro Saw          | 109   |
| S500A   | Block Sander            | 37    |
| SP1800A | 7" Sander Polisher      | 109   |
| TR00U   | Laminate Trimmer        | 79    |
| TS211   | 10" Miter Saw           | 169   |
| TS300   | 14" Miter Saw           | 339   |
| W200S   | 16 1/4" Beam Saw        | 319   |
| RA200   | 8" Portable Rad Arm Saw | 247   |
| BD101R  | 3/8" Cordl Drill        | 47    |
| R501    | Plunge Router           | 169   |
| GT100   | 2 1/2" Belt Sander      | 129   |
| AP10    | Planer Blades           | 25    |

### Delta Carbide

Blades and Cutters

|        |               |    |
|--------|---------------|----|
| 35-613 | 10 x 40 ATB   | 34 |
| 35-617 | 10 x 50 Comb. | 36 |
| 35-623 | 10"x80T ATB   | 59 |
| 35-677 | 14"x108T ATB  | 99 |
| 35-647 | 12"x21T ATB   | 48 |
| 35-626 | 10"x60T ATB   | 48 |

Prepaid Freight to 48 States Any Item This Page



\$345

### Skill Tools

|        |                           |     |
|--------|---------------------------|-----|
| 77     | 7 1/4" Worm Dr Saw        | 134 |
| 471-2  | 1/2" Impact Wrench W/Case | 159 |
| 492    | V5 Jig Saw                | 49  |
| 542    | Spade Handle Drill        | 109 |
| 551    | 5 1/2" Circular Saw       | 79  |
| 597    | 3/8" VSR Drill            | 59  |
| 598    | 1/2" VSR Drill            | 69  |
| 7565   | Palm Sander               | 39  |
| 2016-2 | 3/8" cordl vsr Drill      | 95  |

## Makita Power Tools

#6012HW \$109

|   |                         |     |
|---|-------------------------|-----|
| 1100  | 3 1/4" Planer w/case    | 179 |
| 1900BW                                      | 3 1/4" Planer Kit       | 119 |
| 2708  | 8 1/4" Table Saw        | 219 |
| 3601B                                       | 1 3/8" HP Router        | 129 |
| 3612BR                                      | 3/8" Rng Router         | 189 |
| 4200K                                       | 4 3/8" Trim Saw         | 109 |
| 5077B                                       | Hypoid Dr Saw           | 149 |
| 5081DW                                      | 3 3/8" Cordless Saw     | 119 |
| 5402A                                       | 16 3/16" Beam Saw       | 329 |
| 5600DW                                      | Cordl. Circ Saw 6 1/4"  | 169 |
| 6012HDW3/8"                                 | Cordl Scrudrill         | 109 |
| 6301LR                                      | 1/2" D Handle Drill     | 129 |
| 6510VLR                                     | 3/8" VSR Drill          | 76  |
| 6801DBV                                     | 0-4000 Dwyell Scrudrill | 89  |
| 6905B                                       | 1/2" Impact Wrench      | 159 |
| 6906  | 3/4" Impact Wrench      | 319 |
| 8419B2W                                     | 3/4" Hammer Drill       | 159 |
| 9030  | 1" Belt Sander          | 139 |
| 9207SPB                                     | 7" Polisher 2 Spd       | 149 |
| 9500K                                       | 4 1/2" Area Grinder     | 69  |
| 9920-2                                      | Blade Sharpener         | 169 |
| 9924B                                       | 3x24" Belt Sander       | 129 |
| B04550                                      | Block Sander w/Bag      | 49  |
| DP4700                                      | 1/2" VSR Drill          | 107 |
| HP1020                                      | 3/8" Hammer Drill       | 69  |
| HP1030W                                     | 3/8" Hmr Drill/case     | 99  |
| UR000K                                      | Var Spd Recipro Saw     | 119 |
| Carbide Planer Blade for MAKITA 1100 & 1900 |                         | 29  |

### Makita Battery Pack Special

9.6 VOLT \$29.50

7.2 VOLT \$27.50

### Engle Compressors

|           |                     |         |
|-----------|---------------------|---------|
| 3/4 H.P.  | 115 Volt            | 125 P51 |
| AM39-HC2  | 1.5 Gal Single Tank | 259     |
| AM39-HC4  | 3.8 Gal Twin Tank   | 279     |
| AM39-HC4V | 3.8 Gal Twin Tank   | 279     |

### 1.5 H.P. 115 Volt 125 P51

AM77-HC2 1.5 Gal Single Tank 275

AM77-HC4 3.8 Gal Twin Tank 299

AM77-HC4V 3.8 Gal Twin Tank 299

Hand Carry - 41 to 54 Pounds

All Models come with Pr. switch, on/off sw. pressure gauge, tank drain and regulator/shutoff valve.

### BLACK & DECKER



\$119

3310 1 1/2 HP Router 119

1179 3/8" Drill 0-1200 79

1980 3/8" Cordl drill w/Clutch 99

3051 7 1/4 Worm Dr Saw 119

3103 2 Spd Culsaw 89

4010-10 Palm Sander 39

1703 10" Miter Saw 150

6513-09 1/2" D. Impact Wrench 119

98003 Cordl Drill Battery Pack 38

### Delta Carbide

Blades and Cutters

|        |               |    |
|--------|---------------|----|
| 35-613 | 10 x 40 ATB   | 34 |
| 35-617 | 10 x 50 Comb. | 36 |
| 35-623 | 10"x80T ATB   | 59 |
| 35-677 | 14"x108T ATB  | 99 |
| 35-647 | 12"x21T ATB   | 48 |
| 35-626 | 10"x60T ATB   | 48 |

Prepaid Freight to 48 States Any Item This Page

### Bosch Power Tools

1581VS Orbital Action Jig Saw 124

11202B 1 1/2" Roto Hammer 349

11203B 1 1/2" Roto Hammer 349

1601 1 HP Router 119

1604 1 3/4 HP Router 119

3230 Jig Saw 49

11305 30lb Dome Hammer 645

1608T Tri Base Lam. Trimmer 89

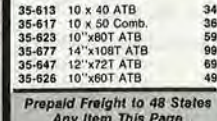
1609 Offset Laminate Trimmer 115

1609K Lam Trimmer Kit 165

1651 7 1/4" Circ Saw 89

### Model 1581VS

\$124



# ABBEY TOOLS

A DIVISION OF ABBEY MACHINERY  
615 NORTH BROOKHURST STREET • ANAHEIM, CALIFORNIA 92801  
ORDER BY PHONE — WE ACCEPT VISA, MASTER CARD, CHECK, MONEY ORDER  
Toll Free 1-800-225-6321 Calif. 1-800-252-2221  
Orange County (714) 772-7222  
PRICES SUBJECT TO CHANGE WITHOUT NOTICE  
Calif. Residents Add 6% Sales Tax

# WOODWORKERS HARDWARE

## WHOLESALE ORDER FORM

# TALKING BACK

Continued from page 11

| Part No.   | Price   | Part No.  | Price  | Part No.                              | Price   |
|--|---|---|--|---------------------------------------|---|
| <b>Hardwood Toy Wheels</b>                         |                    | <b>Oak or Birch Galley Spindles</b>   |                     | <b>Picture Hangers</b>                |    |
| #W075100...3/4".....\$3.50/100                     |   | #S1 Birch...1-1/8".....\$1.30/10  |  | #S23...1-7/8".....\$4.70/100          |   |
| #W087100...7/8".....\$4.70/100                     |   | .....\$9.00/100   |  | <b>Mini Hanger</b>                    |    |
| #W100100...1".....\$6.00/100                       |   | #S4 Birch...1 1/2".....\$1.70/10  |  | #7247...5/8".....\$2.60/100           |   |
| #W125100...1 1/4".....\$8.00/100                   |   | .....\$15.60/100  |  | <b>Saw Tooth Hangers</b>              |    |
| #W150100...1 1/2".....\$11.00/100                  |   | #S10AK...1-1/8".....\$1.50/10   |  | #S59...1-5/8".....\$4.17/100          |   |
| #W175100...1 3/4".....\$15.60/100                  |   | .....\$12.00/100  |  | #S60...2 3/4".....\$4.50/100          |   |
| #W200100...2".....\$19.50/100                      |   | #S40AK...1 1/2".....\$2.40/10   |  | #406...Self-Fastening Hangers         |    |
| #W22520...2 1/4".....\$7.30/20                     |   | .....\$22.00/100  |  | .....\$4.77/100                       |   |
| #W25020...2 1/2".....\$8.80/20                     |   | <b>Birch Screw Hole Buttons</b>   |                     | <b>Prong Hanger</b>                   |    |
| #W27520...2 3/4".....\$10.20/20                    |   | #1432...3/8".....\$1.76/100   |  | #7248...\$2.90/100                    |   |
| <b>Axle Pegs</b>                                   |                    | .....\$7.50/500   |  | <b>24lb Brass Cup Hooks</b>           |    |
| #AP1...fits 1 1/2".....\$4.10/100                  |   | #1434...1/2".....\$1.76/100   |  | #812...1/2".....\$5.55/100            |   |
| #AP4...fits 2 1/4" - 2 3/4".....\$1.60/20          |   | .....\$8.00/500   |  | #858...5/8".....\$6.30/100            |   |
| <b>2" Wood Wheels With Tread Grooves</b>           |  | <b>Oak Screw Hole Buttons</b>   |                     | #834...3/4".....\$7.45/100            |   |
| #705020...Front.....\$6.30/20                      |   | #1452...3/8".....\$3.70/100   |  | <b>6" Brass &amp; Porcelain Hooks</b> |  |
| #7050100.....\$25.50/100                           |   | .....\$15.50/500  |  | #6417...3 Prong.....\$5.85/ea.        |   |
| (Order AP4 Peg for above)                          |   | #1454...1/2".....\$3.80/100   |  | #6416...2 Prong.....\$2.97/ea.        |   |
| #705120...Dual Rear.....\$10.50/20                 |   | .....\$16.00/500  |  | <b>Black Hammer Hinge w/Screws</b>    |    |
| #7051100.....\$42.90/100                           |   | <b>Birch Candle Cups</b>  |                     | #1730...\$1.62/2                      |   |
| #AP5...Axle Pegs for Dual Rear Wheel.....\$1.98/20 |   | #7290...1".....\$2.00/10  |  | .....\$7.17/10                        |   |
| .....\$9.00/100                                    |   | #CC1...1 1/2".....\$2.90/10   |  | <b>Brass Plated Hinges</b>            |    |
| <b>Birch Shaker Pegs</b>                           |                    | .....\$19.00/100  |  | #910...1".....\$1.49/10               |   |
| #7226...3 1/2".....\$15.00/100                     |   | <b>2" Brass Eagles</b>  |  | #928...1 1/2".....\$2.39/10           |   |
| #7280...2 1/2".....\$1.90/10                       |   | #878.....\$2.49/10  |  | Screws for Above                      |   |
| .....\$13.90/100                                   |   | <b>Quartz Clock Movement W/Hands</b>  |                     | #F124.....\$2.40/100                  |   |
| #7227...1 3/4".....\$1.10/10                       |   | #082...1-4.....\$6.48/ea.   |  | <b>Production Screws</b>              |   |
| .....\$7.60/100                                    |   | #.....5-9.....\$5.10/ea.  |  | #6277...1 1/4" x #6.....\$1.70/100    |   |
| <b>Oak Shaker Pegs</b>                             |                   | #.....10-24.....\$4.55/ea.  |  | #6278...1-5/8" x #6.....\$1.90/100    |   |
| #SKP2...3 1/2".....\$3.35/10                       |   | #.....25+.....\$3.95/ea.  |  | #6279...2" x #6.....\$2.50/100        |   |
| .....\$28.00/100                                   |   | <b>Push-Thru Lamp Socket</b>  |                   | #6282...3" x #8.....\$4.75/100        |   |
| #7261...1 3/4".....\$2.00/10                       |   | #940.....\$1.59/ea.   |  | <b>Sand Paper Sheets 9" x 11"</b>     |                                        |
| .....\$15.00/100                                   |   | <b>Lazy Susan Bearings</b>  |                   | #81220...220gr.....\$16.75/100        |   |
| <b>Birch Mug Pegs</b>                              |                  | #LC3...3".....\$1.95/ea.  |  | #81150...150gr.....\$16.80/100        |   |
| #7237...3 3/4".....\$2.27/10                       |   | #LCA...4".....\$1.25/ea.  |  | #81120...120gr.....\$16.90/100        |   |
| .....\$19.90/100                                   |   | #LCA...4".....\$1.25/ea.  |  | #81100...100gr.....\$17.20/100        |   |
| <b>Birch Country Pegs</b>                          |                  | #LCA...4".....\$1.25/ea.  |  | #81080...80gr.....\$11.50/50          |   |
| #1770...3 1/2".....\$1.80/10                       |   | #LCA...6".....\$2.25/ea.  |  | #81060...60gr.....\$11.60/50          |   |
| .....\$13.00/100                                   |   | #12C...12".....\$5.99/ea.   |  | #81050...50gr.....\$11.70/50          |   |
| <b>Birch Spindles</b>                              |                   | <b>Clipboard Clips</b>  |                   | #81234...Assort.....\$16.50/70        |   |
| #S6...5 3/4".....\$4.99/ea.                        |   | #L5...3".....\$1.55/ea.   |  | <b>Sanding Belts</b>                  |                                        |
| #S85...9".....\$8.85/ea.                           |   | #ST6...6".....\$1.75/ea.  |  | 3" x 21"                              |   |
| #S110...11".....\$1.35/ea.                         |   | <b>Magnetic Strip</b>   |                   | #1700...120 gr.....\$12.20/10         |   |
| <b>Birch Dowel Pins</b>                            |                  | #120A...120" x 1/2".....\$4.40/roll   |  | #1701...80 gr.....\$13.00/10          |   |
| #1142...1/4" x 2".....\$1.90/100                   |   | <b>Paper Towel Roller (spring loaded) #7238.....\$1.19/ea.</b>                          |  | #1702...50 gr.....\$13.50/10          |   |
| .....\$8.50/500                                    |   | <b>Toy Train Plans</b>  |                   | #1703...36 gr.....\$14.65/10          |   |
| #1382...3/8" x 2".....\$2.00/100                   |   | 30"  |  | #1704...120 gr.....\$13.10/10         |   |
| .....\$9.25/500                                    |   | #T55.....\$6.99/set   |  | #1705...80 gr.....\$13.50/10          |   |

**A DUST COLLECTOR SUCCESS STORY**  
I read your recent articles on dust collectors with great interest. I've purchased a new Total Shop #TS-110 and would like to tell you about my success in installing it in my shop.

Actually, I installed the collector just outside the shop and ran a 4" thin-wall PVC feed pipe through the wall, then connected it to the vacuum with a short length of flexible hose. Inside the shop I used T-fittings for runs to the saw, Shopsmith, drill press, and the floor. By boring a hole in the center of a PVC cap, I was able to adapt my regular shop vacuum hose to the end of the PVC pipe.

When using a tool, the collecting lines to the other tools need to be shut off. At first I just put a piece of Masonite over the unused ends. This worked, but I've purchased some PVC end caps for this. My total cost for pipe, fittings, and flexible hose was less than \$47. And, I'm happy to say, my setup does an excellent job of keeping the dust controlled.

— C. H. Crandall, Sterling Heights, Mich.

**LOOKING FOR BACK ISSUES OF WOOD**  
I need your help in finding issues 1, 2, 3, and 5 of WOOD magazine. I have all the others and would like to have these too. I contacted your Shopping Service but with no luck. Ever think about a second printing?

— Joseph Weckermeyer, Imperial, Mo.

We're sorry Joe, but the recent back-issue sale completely cleaned out our limited inventory of early issues. We wish we could help you, but unfortunately there are no more copies of issues 1, 2, 3, 4, 5, and 9 available. Maybe you can find a reader willing to part with the issues you lack. Check with local libraries, too. They'll sometimes sell duplicate copies.

**SHAME ON YOU LEFTIES**  
I am a 54 year-old left-hander who seldom thinks about it until I hear another one complaining (Talking Back, August 1987). Thanks to the right-handed world, I have been trained all my life to be almost ambidextrous. I consider any circular saw with the blade on the right side as being built for a left-handed person because I can see the blade and pencil line clearly and actually split the mark easier than a right-handed person.

When a right-handed person injures his right hand he is usually out of commission. But when a lefty hurts his left hand, he can usually keep on working with his right hand because he's been trained to use it throughout his life.

I'm a "lefty" and would not change, even if I could. 🍌

— Richard L. Stanley, Los Lunas, New Mexico

**ORDER TOLL FREE 1-800-441-9870** MN 1-612-472-5544  
8 AM - 5 PM Central

Send \$1.00 for Catalog or \$5.00 for Catalog plus Best Selling plan package (\$10.00 value) or order directly from this ad by phone or mail.

HOW TO ORDER: State quantity, part number, item, price, and total of order.  
Send check, money order, or Visa or M.C. number and Exp. date. Shipping:  
\$25.00 to \$49.99 add \$3.50, \$50.00 to \$99.99 add \$4.50, Over \$100.00 add \$5.00.  
MN Res. add 6% tax. Minimum order \$25.00.

Please send me:  Catalog \$1.00  Catalog and Plan Package \$5.00

Print Name \_\_\_\_\_  
Address \_\_\_\_\_  
City \_\_\_\_\_ State \_\_\_\_\_ Zip \_\_\_\_\_  
Phone # ( \_\_\_\_\_ ) \_\_\_\_\_

# MACHINERY—POWER TOOLS—ACCESSORIES

FROM ONE OF AMERICA'S MOST RESPECTED MACHINERY DEALERS  
 THANKS TO YOU, OUR CUSTOMERS AND FRIENDS, OUR LARGE BUYING POWER ASSURES YOU THE LOWEST POSSIBLE PURCHASE PRICES.  
 PRICES IN EFFECT THIS MONTH ONLY—MENTION THIS AD WHEN ORDERING.

## WILKE MACHINERY CO., YORK, PA.

VISIT OUR SHOWROOM: EXIT 11 INTERSTATE 83 JUST NORTH OF YORK, PA.  
 AN ESTABLISHED, FAMILY OWNED AND OPERATED CO. . . . BUY WITH CONFIDENCE!

\$\$\$ YOU'LL SAVE MONEY MANY WAYS WHEN YOU BUY FROM WILKE . . . A FULL-LINE, FULL-SERVICE MACHINERY COMPANY \$\$\$

### BRIDGEWOOD® MACHINERY

#### DO-IT-YOURSELF MACHINES

- BW15P—15" PLANER**—W/3HP motor 2 speed, stand, hood, Deluxe Model, Motor in stand . . . \$795.
- BW20P—20" PLANER**—W/3HP motor 2 speed, stand, hood, deluxe model, motor in stand . . . \$1195.
- BW14BS—14" BANDSAW**—W/3/4HP motor, stand, cast iron table (Elephant Factory) . . . \$225.
- BW1S—1/2" SPINDLE SHAPER**—W/3/4HP motor, stand, Deluxe reversing model \$225.
- BW6J—6"x42" JOINTER**—W/1HP motor, stand, Pro Center Fence, surface-ground tables . . . \$289.
- BW5G1—1"x42" BELT SANDER** with 9" disc, w/motor, 110V with cord and plug . . . \$99.95.
- SS-15, 15" SCROLL SAW** w/motor a very popular item complete with blade . . . \$129.95.
- SF-015, 1HP, BAG DUST COLLECTOR**, 2 bags, portable w/motor . . . \$295.
- MEAT CUTTING SAW**—For all you hunters, SS table, floor model with 110V motor . . . \$250.

#### CABINET SHOP MACHINES

- SHG 1300, 13"x6" PLANER**, segmented feed roll & chippers, w/3HP motor . . . \$1695.
- BW16PV, 16"x7" PLANER**, segmented \*feed roll & chippers, variable speed feed, bed roll height adj. —w/ American made TEFC 220V 1 PH motor . . . \$2495.
- BW20PV, 20"x7" PLANER** W/5HP American motor, 220V, Single phase . . . \$2995.
- BW508PVG, 20"x8" PLANER** with all above \*features + 2 motors, grinder. All American motors, 1PH . . . \$4195.
- BW612PV 24"x8" PLANER** with all \*Above features + powered table rolls and up/down power table . . . \$5995. with grinder . . . \$6495.
- BW-10TAS T/A FLOOR MODEL SAW** 10" deluxe with 3/4 HP American motor and American VEGA fence 50" . . . \$1295.
- MS-12 MORTISER**—Hollow chisel type all cast iron floor model . . . \$1095.
- HJ8L 8"x70" JOINTER**, all cast iron center fence 0-45°, with 2HP 1PH motor, 4 knife cutterhead . . . \$1295.
- BW2400P—Professional 24"x6" PLANER**, segmented in-feed rolls, chippers, dust hood, 5 HP 1PH American Motor, close out . . . \$2995.
- BWPBS-500—20"x12" Vertical Bandsaw** w/2HP 220V 1PH motor . . . \$1295.
- BWS-25 25" WIDE BELT SANDER** with Platen, w/10HP 3PH motor . . . \$5795.
- BWS-37—37" WIDE BELT SANDER** with platen, 2/15HP 3PH motor . . . \$8495.
- BW462M, 4 side MOULDER/STICKER** w/3PH motors, less heads . . . \$8700.
- BWM314, 3 side MOULDER/PLANER** w/3PH motors, with tooling . . . \$6800.

### POWERMATIC® MACHINERY

#### CABINET SHOP MACHINES

- MODEL 66 T/A POWER STAR SAW** w/2HP motor 28" Biesemeyer fence . . . \$1595.
- MODEL 66 T/A SAW**, 50" Biesemeyer fence and 3HP motor . . . \$1795.
- MODEL 26 POWERSTAR SHAPER** w/2HP motor . . . \$1295.
- MODEL 26 SHAPER** w/3HP motor . . . \$1495.
- MODEL 50 6" JOINTER**, w/stand, w/motor . . . \$1095.
- MODEL 60 8" JOINTER**, w/stand, w/motor . . . \$1495.
- MODEL 141 14" BANDSAW**, w/stand, w/motor . . . \$1195.
- MODEL 100 12" POWERSTAR**, 2/HP motor . . . \$1595.
- VEGA 50" FENCE SYSTEM**, for your 10"-12" table saw—super smooth operation—Super accurate, easy sliding, vernier sight glass, Made in U.S.A. . . . \$239.

### MiniMax MACHINERY

- S45 BANDSAW** . . . \$1097.
- FS-35 PLANER/JOINTER** . . . \$2189.
- MORTISER FOR FS-35** . . . \$199.
- T3 SHAPER** . . . \$1510.
- Sliding Table . . . \$454.
- Miter Gauge . . . \$52.
- L55 STROKE SANDER** . . . \$2987.
- T100 LATHE** . . . \$874.
- CT-100 COPIER** . . . \$813.
- T120 LATHE** . . . \$964.
- T120 COPIER** . . . \$869.
- SCMI/MM UNO 37" WIDE BELT SANDER 18 HP—** 2-speed, 3 phase 220V . . . \$8895.

**BRIDGEWOOD® BED & FEED ROLL GAUGE SET**—supplied in felt-lined wooden box, three castings & one dial indicator to .001" accuracy. Accurately Adjust Planer Knives, Jointer Knives, Bedrolls, etc. This is a must for all shops. Only . . . \$149.95 TOTAL

**SLOW SPEED TOOL GRINDER** Model 40250, 10" Dia. x 1 3/4" white wheel, 5"D fast wheel, 1/4HP motor 110V AC 1PH. Water bath for large wheel, 38 lbs. Closeout . . . \$95.00

**BRIDGEWOOD® BWBS-18 BANDSAW** 18" wood cutting, 11" Ht. under guide, W/2HP motor, w/stand . . . \$595.

**SANDING BELTS** Need sandpaper belts? We stock the following sizes and grits. All are aluminum oxide, cloth back. Try some of these top quality belts, we are sure you will like them.

| SIZE   | GRIT | PRICE EA | PRICE EA 10 OR MORE | SIZE    | GRIT | PRICE EA | PRICE EA 10 OR MORE |
|--------|------|----------|---------------------|---------|------|----------|---------------------|
| 1 x 42 | 60   | \$ .95   | \$ .75              | 5 x 48  | 60   | \$ 3.99  | \$ 2.89             |
| 1 x 42 | 100  |          |                     | 5 x 48  | 100  |          |                     |
| 1 x 42 | 120  |          |                     | 5 x 48  | 120  |          |                     |
| 3 x 21 | 60   | 1.49     | 1.10                | 6 x 89  | 60   | 8.99     | 6.89                |
| 3 x 21 | 80   |          |                     | 6 x 89  | 100  |          |                     |
| 3 x 21 | 100  |          |                     | 6 x 89  | 120  |          |                     |
| 3 x 21 | 120  |          |                     |         |      |          |                     |
| 3 x 24 | 60   | 1.69     | 1.25                | 25 x 60 | 60   | 24.95    | 21.95               |
| 3 x 24 | 80   |          |                     | 25 x 60 | 100  |          |                     |
| 3 x 24 | 100  |          |                     | 25 x 60 | 150  |          |                     |
| 3 x 24 | 120  |          |                     |         |      |          |                     |
| 4 x 24 | 80   | 2.25     | 1.89                | 37 x 60 | 60   | 34.95    | 30.95               |
| 4 x 24 | 50   |          |                     | 37 x 60 | 100  |          |                     |
| 4 x 24 | 100  |          |                     | 37 x 60 | 150  |          |                     |
| 4 x 24 | 120  |          |                     |         |      |          |                     |

### MARATHON® ELECTRIC MOTOR SALE

#### NEW-IN STOCK FOR IMMEDIATE SHIPMENT

- MADE IN U.S.A.—SINGLE PHASE-TEFC, BALL BEARING**
- 1/2 HP 1800 RPM (NEMA 56) . . . \$ 95.00
- 1/2 HP 3600 RPM (NEMA 56) . . . \$ 75.00
- 1 HP 1800 RPM (NEMA 56) . . . \$125.00
- 1 HP 3600 RPM (NEMA 56) . . . \$109.00
- 2 HP 3600 RPM (NEMA 56) . . . \$139.00
- 3 HP 3600 RPM (NEMA 182) . . . \$225.00
- 5 HP 3600 RPM (NEMA 184) . . . \$325.00

- MADE IN U.S.A.—THREE PHASE-TEFC, BALL BEARING**
- 1 1/2 HP 1800 RPM (NEMA 143) . . . \$125.00
- 3 HP 3600 RPM (NEMA 182) . . . \$150.00
- 5 HP 3600 RPM (NEMA 184) . . . \$184.00
- 7 1/2 HP 3600 RPM (NEMA 213) . . . \$240.00

MOTORS SHIPPED FOB YORK, PA.

**BRIDGEWOOD® REPLACEMENT KNIVES FOR JOINTERS AND PLANERS.** Hi-grade VEW S600 (M2 Steel) knives. Exact sizes listed. Sets noted are packaged in strong plastic cases.

- 3 PC/SET 6" x 1 1/8" x .093" . . . \$ 23.95
- 3 PC/SET 8" x 3/8" x 1/8" . . . 29.95
- 4 PC/SET 8" x 1 1/8" x 1/8" . . . 46.95
- 3 PC/SET 12" x 1 1/8" x 1/8" . . . 54.95
- 4 PC/SET 12" x 1 1/8" x 1/8" . . . 72.95
- 3 PC/SET 13" x 1 1/8" x 1/8" . . . 57.95
- 3 PC/SET 15" x 1" x 1/8" . . . 62.95
- 3 PC/SET 16" x 1" x 1/8" . . . 65.95
- 4 PC/SET 20" x 1" x 1/8" . . . 110.95
- 4 PC/SET 24" x 1 1/8" x 1/8" . . . 149.95

Carbide Tipped Available—\$7 per inch

**WISE CLAMPS** Here's a great idea . . . vise clamps for your drill press! Now you can clamp the work down to the table and safely drill thru without the worry of lifting or throwing the work. Every drill press needs one!

- 6" VISE CLAMP . . . \$ 9.95
- 9" VISE CLAMP . . . \$15.95
- 11" VISE CLAMP . . . \$19.95



#### SINGLELY SLEEVELESS DRUM SANDERS



MADE IN U.S.A.  
 Illustration shows 1/2" Adaptor inserted

Never buy sleeves again!! These drums are designed to use sandpaper cut from standard size sheets. Stocked in the following sizes: (less adaptor)

|             |         |                 |         |              |         |
|-------------|---------|-----------------|---------|--------------|---------|
| 3/4" x 3"   | \$14.50 | 3" x 3"         | \$17.50 | 3" x 6"      | \$27.50 |
| 1" x 3"     | 13.50   | 2 1/2" x 4 1/2" | 21.00   | 1/2" Adaptor | 1.50    |
| 2" x 3"     | 15.50   | 3" x 4 1/2"     | 22.50   | 1/2" Adaptor | 1.50    |
| 2 1/2" x 3" | 16.00   | 2 1/2" x 6"     | 25.50   |              |         |

#### DUST COLLECTOR ACCESSORIES

CREATE THE SYSTEM TO MEET YOUR NEEDS!!!

#### Y-FITTINGS GALV. STEEL



| A  | B  | C  | PRICE   | MODEL |
|----|----|----|---------|-------|
| 5" | 5" | 8" | \$21.50 | Y-85  |
| 6  | 6  | 8  | 22.00   | Y-86  |
| 6  | 6  | 7  | 21.00   | Y-76  |
| 5  | 5  | 7  | 20.00   | Y-75  |
| 5  | 5  | 6  | 17.00   | Y-65  |
| 5  | 5  | 5  | 16.50   | Y-55  |
| 4  | 4  | 5  | 16.00   | Y-54  |
| 4  | 4  | 4  | 16.00   | Y-44  |
| 3  | 3  | 4  | 16.00   | Y-43  |

#### REDUCERS GALV. STEEL

| MODEL | PRICE   |
|-------|---------|
| R-4-3 | \$ 9.50 |
| R-5-4 | 9.50    |
| R-6-5 | 10.50   |
| R-6-4 | 10.50   |
| R-7-5 | 11.50   |
| R-7-6 | 11.50   |
| R-8-5 | 12.50   |
| R-8-6 | 12.50   |



#### SHUT OFF GATES CASTINGS

| MODEL | PRICE   |
|-------|---------|
| GA-3  | \$14.00 |
| GA-4  | 15.00   |
| GA-5  | 19.50   |
| GA-6  | 24.00   |
| GA-7  | 30.00   |

#### HEAVY DUTY REINFORCED PVC FLEX HOSE



| MODEL  | PRICE PER FT. | SIZE    |
|--------|---------------|---------|
| BWFH-4 | \$2.50        | 4" DIA. |
| BWFH-5 | 3.55          | 5" DIA. |

### DML® FACTORY SPECIALS

- 10" DML DELUXE INDUSTRIAL CARBIDE SAW BLADES** MADE IN U.S.A.
- D1040 GA General Purpose . . . \$34.95
- 40 tooth ATB
- D1060 CA Cut Off . . . \$42.95
- 60 tooth ATB
- D1080 CT Cut Off . . . \$42.95
- 60 tooth TCG
- D1080 TA Trim . . . \$51.95
- 80 tooth ATB
- D1080 TT Trim . . . \$51.95
- 80 tooth TCG
- D1050 PL Planer . . . \$35.95
- 50 tooth MCT

ROUTER BITS & SHAPER CUTTERS AND BANDSAW BLADES IN STOCK AT SIMILAR SAVINGS—CALL FOR PRICES

NEW, 52 PAGE CATALOG See our wide selection. For your copy, send \$1.00 to cover first class postage and handling.



VISA OR MASTERCARD ACCEPTED

TELEPHONE: 717 846-2800

ADDRESS: 120 Derry Court, York, Pa. 17402

ALL PRICES F.O.B., YORK, PA.

TYPOGRAPHICAL ERRORS SUBJECT TO CORRECTION. PRICES SUBJECT TO CHANGE WITHOUT NOTICE.

YOU MAY PLACE YOUR ORDER BY TELEPHONE OR MAIL ORDER

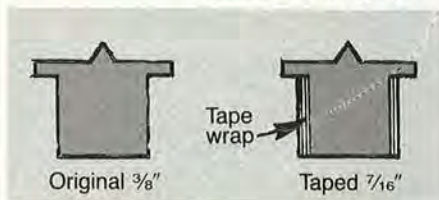
**FULL ONE YEAR WARRANTY**  
 FROM DEFECTS IN MATERIAL AND WORKMANSHIP

**FITTING DOWEL CENTERS TO THOSE "ODD" REPAIRS**

When repairing old furniture, you often run across odd-size dowels and dowel holes, such as 7/16", for example. What do you do if your dowel center set has none for that size?

**TIP:** Using the next smaller size dowel center, wrap electrical tape around it until it fits snugly in the hole, as shown in the drawing below. Wrap the tape carefully and evenly, so the point remains centered.

— Dan Miller, Elgin, Ill.



**DEBUGGING YOUR CABINETS**

The space beneath baseboard-type cabinets becomes a popular hiding place for all kinds of household bugs. How can you get the little critters?

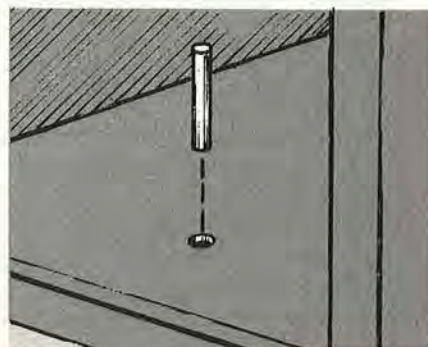
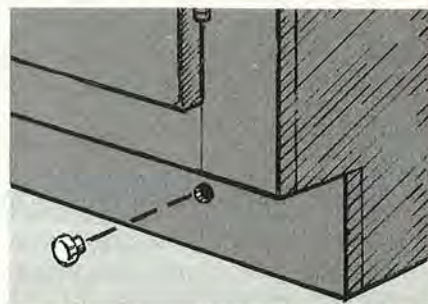
**TIP:** You have two choices.

**1** Drill a 3/8" hole in the baseboard of each cabinet to allow application of your favorite bug killer.

Then plug the holes with furniture dowel buttons. Don't glue them in place, so you can pop them out for future raids on the hideouts. Stain the plugs to match the cabinet.

**2** Drill a 3/8" hole through the floor of each cabinet, apply the pesticide, then insert a dowel plug flush with the cabinet floor (dowel must fit snug in hole).

James D. Craig, Birmingham, Ala.



**AEROSOL TOUCH-UP TRICK**

Touching up small areas with aerosol paints can be touchy. If you aim the spray at one spot, the paint globs on the surface.

**TIP:** Through the center of a folded newspaper, cut a hole the size of the spot to be sprayed, then center the hole over the spot. Peak

the fold slightly above the surface, and make several quick spraying passes across the hole. The moving spray will prevent paint from globbing in one spot, and the raised paper allows some of the residual spray to creep beneath and feather the edges.

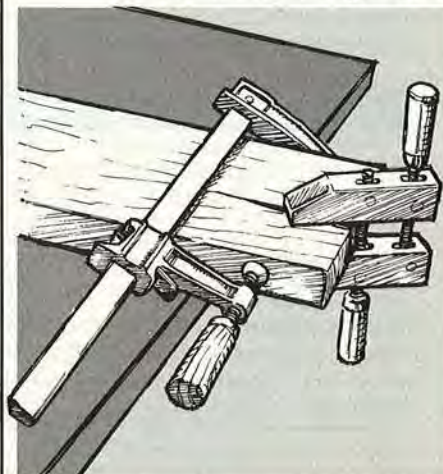
— From the WOOD shop.

**ALIGNING A ROUGH BREAK**

When gluing split or broken pieces back together, how do you keep the break perfectly aligned during the clamping process?

**TIP:** First remove any loose splinters that will interfere with the fit. With a flat stick, spatula, or feeler-gauge blade, work the glue into the break. Then use a hand screw, or a combination of blocks and clamps, to align the adjacent faces, as shown in the drawing below. Finally, position another clamp at right angles to the break to pull it together.

Don Butler, Waterford, Pa.



Do you have any good tips you'd like to share with our readers? We'll pay you \$25 for each submission we publish. No shop tips can be returned. Mail your tips to:

**Shop Tips**  
**Better Homes and Gardens®**  
**WOOD Magazine**  
**Locust at 17th**  
**Des Moines, IA 50336**



# freud® Savings in Sets



### 3 SAWBLADE SET

With the purchase of these 3 blades, you will not need to buy any other blades! You have a blade that gives you a glue line rip finish in the LM72M010. Another blade, the LU85M010, cuts with a "glass like" finish when cross cutting or mitering. The third blade, LU84M011, is your combination blade that is used when an extreme cross cut finish or production rate ripping is not needed.


|                       | List     | Sale     |
|-----------------------|----------|----------|
| Set of 3 Blades       | \$272.77 | \$159.50 |
| LM72M010 10 x 24 Flat | 70.69    | 48.25    |
| LU84M011 10 x 50 Comb | 81.22    | 49.75    |
| LU85M010 10 x 80 ATB  | 120.86   | 61.50    |



### DADO

Freud Carbide Tipped Dado Heads produce a smooth and accurate groove when used running with the grain or across the grain. The standard dado cuts a maximum width of 13/16 inch. All blades and chippers are carbide tipped and sharpened to give you a long cutting life. The set contains 2 outside blades of 1/8" kerf, one 1/16" chipper, two 1/8" chippers and one 1/4" chipper.

|                        | List     | Sale   |
|------------------------|----------|--------|
| DS306 6" x 18 Dado Set | \$160.12 | 125.00 |
| DS308 8" x 18 Dado Set | 196.09   | 135.00 |




### 94-100

Produce your own cabinet doors with this 5-piece router bit set at a fraction of the cost of shaper heads!! These bits are individually balanced and designed to be used with a 1/2" table mounted router. The bit profiles are: rail and stile

lip, and glue joint.

All bits are precision sharpened for a long cutting life.

|                                   | List     | Sale     |
|-----------------------------------|----------|----------|
| 94-100 5 Piece Router Door System | \$248.00 | \$199.00 |



### EC-900

Produce professional quality cabinet doors with this 5 piece set of cutter heads designed for your 3/4" - 1/2" spindle shaper. These heads are sharpened with a 600 grit diamond wheel for an extremely sharp edge. One half inch bushings standard. The shaper head profiles are: Rail & Stile, door lip, and glue joint.

|                           | List     | Sale     |
|---------------------------|----------|----------|
| EC-900 5 piece Shaper Set | \$489.41 | \$380.00 |



### 90-100

This 15 piece router bit set offers you a great variety of useful bits from "V" grooving and flush trimming to chamfering and dovetailing. All bits are solid carbide or carbide tipped and are ground to a razor sharp edge. Profile bits have a shear face for an extremely smooth finish. All bits have a 1/4" shank.

|                              | List     | Sale     |
|------------------------------|----------|----------|
| 90-100 15 pc. Router Bit Set | \$249.61 | \$199.00 |



### FB-100

These Forstner bits will produce a flat bottom hole and bore any arc of a circle at any angle thus allowing you to make pocket holes. A special heat treated steel is used in their production to assure long lasting edges. The 16 piece set includes bits from 1/4" to 2 1/8" inclusive in 1/8" increments.

|                                | List     | Sale     |
|--------------------------------|----------|----------|
| FB-100 16 pc. Forstner Bit Set | \$249.00 | \$199.00 |



### HAND SAWS

These hand saws are made in Sheffield, England out of their finest steel to give you high performance and durability. These high quality blades are flexible but will always return to true. The collection of 5 saws (rip, panel, tenon, dovetail, gent's) will meet all of your hand saw needs. They are precision balanced, thus letting the saw work with you. The lacquered English red beech handles are designed to make your precision sawing comfortable.

|                       | List     | Sale     |
|-----------------------|----------|----------|
| Set of 5 Hand Saws    | \$102.51 | \$ 73.50 |
| RS024 24" x 7 points  | 22.21    | 16.50    |
| PS022 22" x 10 points | 20.93    | 18.25    |
| TS012 12" x 15 points | 26.71    | 21.25    |
| DS008 8" x 20 points  | 23.46    | 19.25    |
| GS006 6" x 15 points  | 9.20     | 8.25     |



### DB-050

This 50 piece set consists of: A) 25 high speed steel bits (1/16" - 1/2" in 1/64" increments) B) 4 high speed steel bits for sheet metal (1/4, 3/16, 1/8, 3/32) C) 6 chrome vanadium steel brad point bits for use in wood (1/8, 3/32, 1/16, 1/4, 3/16, 3/8) D) 6 carbide tipped masonry bits with hex shanks (3/32, 1/16, 1/32, 1/4, 1/8, 3/8) E) 1 center punch, 1 Allen key and 6 depth stops. These bits fit any stationary or portable drill using 3/8" or larger chuck.

|                               | List     | Sale     |
|-------------------------------|----------|----------|
| DB-050 50 Piece Drill Bit Set | \$ 89.00 | \$ 69.00 |



## freud®

218 Feld Ave., High Point, NC 27264  
(919) 434-3171  
1570 Corporate Dr., Suite G  
Costa Mesa, CA 92626  
(714) 751-8866

**CALL US TOLL FREE!**  
For the name of your local distributor

- in California 1-800-824-0141
- in This Area 1-800-824-8045
- in This Area 1-800-334-4107



## Build this 1929 Mercedes Benz SSK

for only \$19<sup>95</sup>  
including free gifts,  
shipping & handling  
(A \$30<sup>00</sup> Value)

Detailed and Designed to 1/24 of the full size original. The Mercedes Car Kit features precision cut solid hardwood parts and base, handsome brass details and name plate, automobile history card and instructions for assembly/finishing. You'll receive FREE finishing materials to complete your car kit and a Club Map Case for the history cards and your Club Membership Certificate.

The *Vintage Car Club of America* series spans automotive history from 1912 to 1957, including distinguished models such as the 1931 *Rolls Royce Phantom*, 1957 *Chevy*, 1929 *Ford Model A* and 1953 *Corvette*. The complete series of Vintage Car kits are not sold in hobby shops or stores and are available exclusively by mail order.

**Complete satisfaction guaranteed.** Send for your Mercedes Benz kit today for only \$19.95 and receive a two blade stainless steel pocket knife absolutely free. If you are not completely satisfied, keep the finishing materials, map case and pocket knife, simply return the car kit for a full refund. Keep the Mercedes Benz and you will become a certified member of the Vintage Car Club of America and have the opportunity to purchase, if you wish, additional quality Car Kits on a monthly basis. However, you are not obligated to buy any additional kits — ever!

To receive this special offer, a \$30.00 value for only \$19.95, mail the coupon today.

Mail to: **Vintage Car Club of America**  
Division of Craftmark, Inc.  
147 Lake Street, Delaware, Ohio 43015

Please send me the Mercedes Benz and enroll me in the Vintage Car Club of America. I understand I will receive a second Vintage Car kit approximately one month after receipt of the first. Should I not be completely satisfied, I may refuse delivery of the second shipment by writing "Cancel me" on the shipping label. When I keep the second shipment, I will be a regular member and receive a different Vintage Car kit each month for \$19.95 plus \$3.45 for shipping and handling. Of course, I may return any shipment within 30 days of receipt and I am not obligated to accept any minimum number of car kits.

### FREE BONUS!



**FREE BONUS!** Act now and receive your trial size finishing kit, map case and pocket knife absolutely free.

Name \_\_\_\_\_

Address \_\_\_\_\_

City \_\_\_\_\_ State \_\_\_\_\_ Zip \_\_\_\_\_

For Ohio delivery, add 6% sales tax

Enclosed is a check or money order for \$19.95  
(includes shipping & handling)

Please charge my \_\_\_\_\_ MasterCard \_\_\_\_\_ Visa \_\_\_\_\_ for \$19.95  
(includes shipping & handling)

Card Number \_\_\_\_\_

Exp. Date \_\_\_\_\_

Signature \_\_\_\_\_

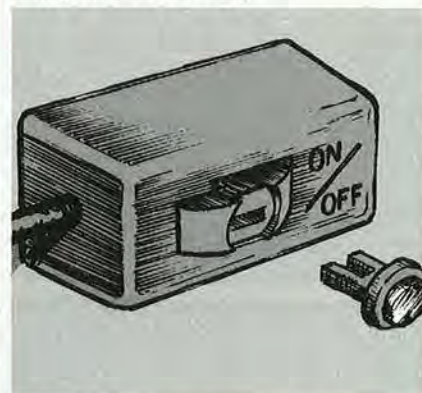
## TIPS FROM YOUR SHOP (AND OURS)

Continued from page 14

### TWO GOOD USES FOR HOBBY MAGNETS

Many new stationary power tools have removable locking switches or keys. Unfortunately, most of them won't attach to your key ring. So, where to put them?

**TIP:** Epoxy a round hobby magnet to the switch or key and attach it to an inconspicuous metal part of the tool, such as under the table or metal stand. Now, you're less likely to lose the key.



## The First REAL Universal Woodworking Machine Built:

# THE SUPERWOODBUILDER®

### 19 EXCLUSIVE FEATURES:

- All Cast Iron Tables (as an industrial machine)
- Heavy Industrial Motor, develops 3HP
- A Dual Voltage 110/220 (as an industrial machine)
- A Spindle Lock
- Speed Override over 4200 RPM
- An E-Z Riser (a torsion spring loaded built-in helps to up-right the machine)
- Rear mounting area to bolt accessories
- Front mounting area to bolt accessories
- Heavy duty upper guard
- Wide open lower guard
- Saddle slide with 2 t-slot
- Heavy gauge steel legs with openings to use support shelf
- Industrial On-Off Switch
- Heavy Duty Caster\*
- Saddle Longitudinal chain feed mechanism\*
- Tool Tray\*
- Router mount angle plate\*
- Straight cylindrical turning tool holder\*
- Table micrometer stop\*

### \* OPTIONAL

CALL NOW 1 (800) 421 - 2467

Calif. Res.: (213) 549 - 0761

MASTER WOODCRAFT & MACHINE CO.  
800 SPRUCE LAKE DR., P. O. BOX 669  
HARBOR CITY, CA 90710



\* 5 years WARRANTY ON MOTOR

YES! Please rush me the information packet today!

Name \_\_\_\_\_

Address \_\_\_\_\_


City \_\_\_\_\_ State \_\_\_\_\_ Zip \_\_\_\_\_

Tel. No. \_\_\_\_\_

When using clamps, it's a good idea to sandwich wood spacers between the jaws and project to keep from marring it. But how do you keep the scraps in position while tightening the clamp?

**TIP:** Recess small, round hobby magnets into 2" squares of 1/2" plywood. Drill the recess holes just deep enough so the magnet projects slightly above the face of the block, then epoxy the magnet in place. The magnets hold the blocks on the clamp jaws while you're clamping.

William M. Resnik,  
Albuquerque, N. Mex.



Continued on page 18

**Now you can have Lifetime Security in a CASH business where you can easily make up to \$200.00 per day and more**

**Find out how ...**

**... send NOW for your**

**FREE Lifetime Security Fact Kit**



Your FREE Lifetime Security Fact Kit tells you how to make \$18.00 to \$30.00 an hour in your own Foley-Belsaw Full-Service Saw and Tool Sharpening Business. Your FREE Fact Kit explains how you can:

- be your own BOSS!
- work full time or part time, right at home.
- do work you enjoy and take pride in.
- operate a CASH business where 90¢ of every dollar you take in is clear cash profit.

And it is *so easy* to learn. Foley-Belsaw gives you all the facts and instructions. No previous experience or special training is necessary. All you need is the desire and ambition to be your own boss. Foley-Belsaw tells you everything you need to know to be successful.

There's plenty of business where you live to keep you busy. It doesn't matter whether you live in a big city, small town or a small farm community.

You'll quickly be able to develop the skills necessary to earn a steady income. You'll be able to sharpen all types of saws, garden and shop tools for home, farm and industry.

Profits from your Foley-Belsaw Full-Service Sharpening Business can provide...

- ... CASH for future security or supplemental income
- ... CASH for travel, vacations, fishing trips
- ... CASH for the things you've always wanted!

And you'll be able to set your own hours and not

have to worry about layoffs and strikes. There are no franchise fees. Best of all—age or physical condition is no barrier—any age person can succeed.

You can be like Steve Taylor of Brookville, Ohio, who told us:

*"... the first year I grossed \$21,000.00."*

Or James B. Jones, of Albuquerque, NM who reported:

*"This past summer my sales and service amounted to almost \$6,000.00 a month."*

But you've got to get the FACTS before you can get started. So WRITE NOW for your FREE Lifetime Security Fact Kit. It's yours to keep with NO OBLIGATION.

**The Foley-Belsaw Company**  
6301 Equitable Rd., Dept. 20533  
Kansas City, Mo. 64120



**FREE LIFETIME SECURITY FACT KIT**



Foley-Belsaw Co.  
6301 Equitable Rd., Dept. 20533  
Kansas City, Mo. 64120

YES, I want to know more! Please rush my FREE Lifetime Security Fact Kit. No obligation

Name \_\_\_\_\_

Address \_\_\_\_\_

City \_\_\_\_\_ State \_\_\_\_\_ Zip \_\_\_\_\_

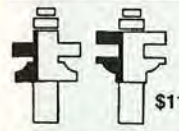
( Area Code ) Phone \_\_\_\_\_

|   |  |   |   |
|---|--|---|---|
| <br>\$499.00<br>Model 8612<br>Contractor Table Saw<br>10" or 12" Blade | <br>\$189.00<br>Model 9210S<br>10" Miter Saw | <b>CORDLESS</b><br> <br>\$129.00 \$119.00<br>Model 2610 Model 2416<br>3/8" Hammer 3/8" Driver |   |
|   | <br>\$39.00<br>Model 6245<br>Palm Sander    | <br>Available:<br>Model 7210<br>3/4 HP Router<br>Saw \$88.00<br>Model 7412 \$169.00<br>3 HP Router Saw   | <br>\$94.90<br>Model 8218<br>7 1/4" Circular Saw |

### CABINET DOOR SETS

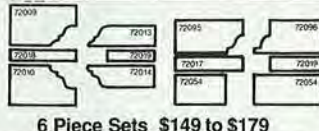
|  |  |  |   |
|--|--|--|---|
| <br>Model 70290A<br>Corner Lock Mitre Bit<br>\$51.60 | <br>Model 72098<br>Shaper Cutter Pattern Detail Lock Mitre<br>\$51.60 | <br>3 1/2" O.D. Panel Raiser<br>\$59.95 | 1/2" Shank, Carbide Tipped<br>Also Available:<br>Ogee and Cover 5 Degree, 15 Degree Concave 12 Degree & Qtr. Rd. Convex |
|--|--|--|---|

### STILE RAIL CUTTER SETS



Classic Model 70284A  
 Also Available:  
 Round Over Convex Roman Ogee  
 \$119.95

### CABINET SETS



6 Piece Sets \$149 to \$179

### HORIZONTAL PANEL RAISERS

(5 1/2" O.D., 1" & 1 1/4" Spindles) (4 5/8" O.D., 1/2" & 3/4" Spindles)

|                     |                     |                     |                     |                     |              |
|---------------------|---------------------|---------------------|---------------------|---------------------|--------------|
| 12" face cut        | Convex              | 5" face cut         | 15" face cut        | Concave             | EACH \$69.00 |
| 72086 5-1/2" O.D.   | 72087 5-1/2" O.D.   | 72031 5-1/2" O.D.   | 72084 5-1/2" O.D.   | 72085 5-1/2" O.D.   |              |
| 72086A 4-9/16" O.D. | 72087A 4-9/16" O.D. | 72031A 4-9/16" O.D. | 72084A 4-9/16" O.D. | 72085A 4-9/16" O.D. |              |

Send for **FREE CATALOGS** on: Woodworking Tools, Shaper Cutters and Router Bits

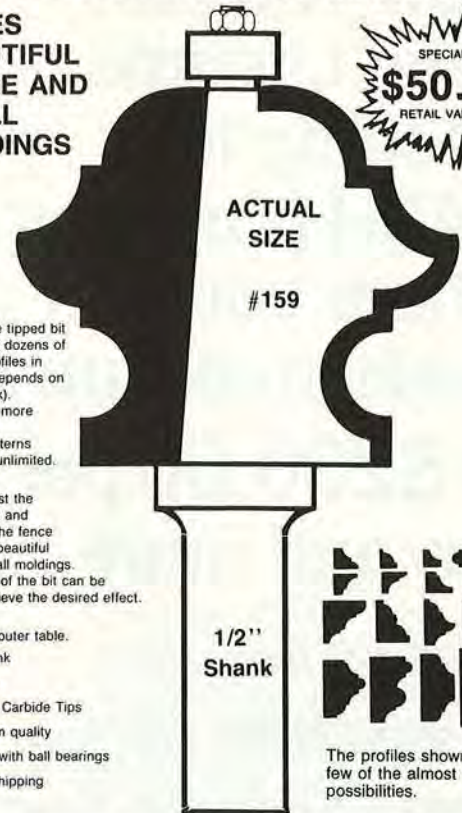
**Kwikut** Equipment Inc.

22117 Ellinwood Dr. (213) 534-2705  
 P.O. Box 14375 (213) 534-3684  
 Torrance, CA 90503 (800) 621-0849  
 Ext. 467

## MULTI-FORM MOLDING MAKER #159

MAKES BEAUTIFUL LARGE AND SMALL MOLDINGS

SPECIAL OFFER  
**\$50.00** POSTAGE PAID  
 RETAIL VALUE \$106.00



This carbide tipped bit will produce dozens of different profiles in one pass (depends on size of stock). With two or more passes, the possible patterns are almost unlimited.

Simply adjust the depth of cut and position of the fence and create beautiful large or small moldings. Any portion of the bit can be used to achieve the desired effect.

- For use in router table.
- 1/2" Shank
  - Two flute
  - Tungsten Carbide Tips
  - Production quality
  - Supplied with ball bearings
  - We pay shipping



To order by Mastercard or Visa Toll Free 7 Day—24 Hour Order Service, Call **1-800-533-9298** (In PA 1-800-346-7511 Ext. 56) or send check to: **MLCS, Ltd., P.O. Box 4053D, Rydal, PA 19046**

## TIPS FROM YOUR SHOP (AND OURS)


Continued from page 16

### KEEPING RUST AT BAY

Rust can take its toll on tools, especially if you store them in an unbeated shop or garage where humidity varies widely.

**TIP:** Place small packets of desiccant (silica gel) in toolboxes and carving cases to absorb rust-causing moisture as it forms. Collect these packets from cans of coffee, packaged camera equipment, and other store-bought items sensitive to moisture damage. You can give the desiccant packets new life by drying them in your oven.

—John C. Monaghan, Goleta, Calif.



### STICK-FREE TAPING

When you're using tape for securing various items, the adhesive backing often sticks to the items being taped.

**TIP:** Fold back a section of tape, with the adhesive sides facing each other. Make this section slightly longer than needed to loop around the items you're securing. Leave several inches of the adhesive exposed to secure the loop.

—Chester Beintema, W. Covina, Calif.



### PUTTING A TIGHT LID ON FINISHES

When you apply paint or varnish directly from the can, the material often collects in the channel of the can rim, preventing a tight seal or spattering the finish when you replace the lid.

**TIP:** Use a nail to punch small holes in the channel. This allows the finish to drip back into the can while you're using it, so you get a tight seal with no spatter.

From the WOOD shop.



Continued on page 23

# Escape to the pleasures of woodworking



What do you ask for from your leisure time? Fun, of course. Maybe a chance to do something nice for yourself, too. And certainly, to get away from the pressures of the job.

Consider woodworking. It can give you all these and much more. More easily and for less than you think.

For one thing, it's enjoyable. You start with only an idea, some wood and your tools. You combine the three to fashion something uniquely your own. Before long, you have a stereo cabinet, a platform bed or maybe even a wall unit, made with your own hands.

## Woodworking — a great way to get away from it all.

At the same time, as you lose yourself in the intricacies of the project, an amazing thing happens. The details of work recede into the background, then disappear. Your mind clears and you finish more refreshed than when you started.

At the same time, the pieces you make improve the quality of your life. The wine rack, bookcase and clothes tree all add a little warmth to the old home or apartment — for a lot less than you'd pay in a store.

## Let Shopsmith® show you the way.

That's where Shopsmith comes in. We have the woodworking system and accessories plus the know-how to make your workshop as enjoyable as possible.

Take the Shopsmith MARK V, for instance. Quite simply, it is the best multi-purpose woodworking system available. It lets you do more for less than any single function accessory. Its table saw, vertical drill press, horizontal boring machine, lathe and disc sander have precision built in so your work comes out right the first time. You get all these functions in one compact unit so the MARK V can fit right in, even if space is a problem.

## Plus all the accessories and know-how you need.

The MARK V is only part of the Shopsmith story. You'll also find almost every woodworking product and accessory you need available either through the convenience of shopping by mail, TOLL-FREE phone or in the Shopsmith Store near you.

## Your satisfaction is our goal.

We back all our products with an ironclad guarantee and warranty. There's a toll-free number you can call with your woodworking questions and problems. We're committed to your woodworking education through owner's manuals, classes, seminars, magazines and catalogs. All this is part of the Shopsmith Difference.

## Ask for a FREE MARK V Information Kit

To find out more about the rewards and satisfactions of woodworking, call TOLL-FREE or mail the coupon below. We'll rush you a FREE MARK V Information Kit, available in your choice of Full-Color Brochure or VHS Cassette.

## No Obligation.

Remember, you're under no obligation. So, act NOW and learn more about this super money, space and time saving system.



# 1-800-526-1700



## Shopsmith Inc.

3931 Image Drive  
Dayton, Ohio 45414-2591

© Shopsmith, Inc., 1987

Shopsmith® is a registered trademark of Shopsmith, Inc.

**YES!** I want to find out how to make home improvements without a home improvement loan. Please send me my:

- FREE Information Kit Shopsmith Mark V; or  
 FREE VHS Video Information Kit (381S-128)

Name \_\_\_\_\_

Address \_\_\_\_\_

City \_\_\_\_\_

State \_\_\_\_\_ Zip \_\_\_\_\_


Send to: Shopsmith, Inc., 3931 Image Drive,  
Dayton, Ohio 45414-2591

I currently own Shopsmith Power Equipment.



Dept. 381R

# THE TASK MASTER.



**B**etter known as the Dremel Moto-Tool®. A tool that tackles dozens of different do-it-yourself projects quickly and easily.

The Moto-Tool is a compact, handful of power that accepts a wide variety of bits to perform a wide variety of tasks. From the front door to the back yard. And everywhere in between.

For starters, you can fit a lockset in no time flat with the sanding drum. The Moto-Tool makes sawdust fly in places where other tools barely have room to scratch the surface.

If the surface is metal, the Moto-Tool is perfect for the job. Like sharpening your lawn mower blades quickly and easily. Right in the back yard without having to remove any parts. Simply drop in the grinding stone and let the Moto-Tool's 30,000 RPM do all the work.

That's the kind of powerful speed you need in the garage to remove rusty screws from a license plate. And the kind of compactness it takes to do the job in a hard-to-reach place. Just slip in the cut-off wheel to reslot the screws. Or use the same bit to cut them off in seconds. The Moto-Tool does whatever it takes.

That goes for working under the hood, too. Use the wire brush to clean corroded spark plugs and dirty metal parts. The Moto-Tool turns this task into a quick clean-up.

It masters do-it-yourself projects all over the house with just the change of a bit. The same tool you used today to cut copper tubing, you can use tomorrow to safely polish antique brass. Now that's versatility.

The Dremel Moto-Tool. Put it to the task for all the tasks you want to put behind you.

## THE DREMEL MOTO-TOOL®



**DREMEL**  
Gets the job done bit by bit.

Call 1-800-852-0852 for more information on Dremel products.

Here at **WOOD**, we're always looking for products that make life in the woodshop a bit easier, or make a project a bit nicer. When you find a product that really works for you, you tell your friends, right? That's the purpose of this column. We don't always feature the newest products on the market, but ones we think you, as a woodworker, will be interested in. And we test all of them to make sure they meet *our* standards of performance: we hope they'll meet your requirements, too.

**NEW USE FOR A FAMILIAR PRODUCT**

If you're tired of cleaning gummed-up circular saw blades by the traditional method—soaking them overnight in kerosene or a similar noxious solvent—there's a quicker, easier way. Give the blade a few squirts of Formula 409 All Purpose Cleaner, brush lightly with a bristle brush, and wipe clean with a soft cloth. You'll be surprised how quickly the pitch and gum dissolves off the



blade. Really gummy blades may require a second application. If you already have a spray bottle of Formula 409 in with the household cleaning supplies, preserve family harmony—buy another bottle for the shop!

*Formula 409 All Purpose Cleaner, distributed by The Clorox Company. We paid about \$2.50 for the 22-ounce size spray bottle at a local supermarket.*

**TWO KNIVES YOU CAN PASS DOWN TO YOUR GRANDKIDS**

These classic three-blade whittler pattern knives refute the old expression, "They don't make 'em like they used to." You'll find that the Camillus (top) and the Boker Tree Brand Classic (bottom) are two knives with an heirloom quality you can see and feel.



The German-made Boker has a 2<sup>3</sup>/<sub>8</sub>" sabre clip master blade, 1<sup>1</sup>/<sub>4</sub>" pen blade, and 1<sup>1</sup>/<sub>4</sub>" coping blade, solidly constructed from chrome-vanadium alloy steel. It also features a comfortable 3<sup>1</sup>/<sub>2</sub>" wood-inlaid serpentine handle with nickel-silver pins and bolsters, and machined-brass linings.

The American-made Camillus has high carbon steel blades—a 3<sup>8</sup>/<sub>8</sub>" sabre clip master blade, 1<sup>1</sup>/<sub>2</sub>" pen blade, and 1<sup>3</sup>/<sub>8</sub>" coping blade. The 3<sup>5</sup>/<sub>8</sub>" swelled-center handle fits comfortably in the hand. It also features nickel-silver bolsters and pins, and brass linings.

After trying these knives, our woodcarving consultant Harley

Refsal commented, "Both knives are entirely usable for general carving or whittling. The blades take and maintain a keen edge, and contain plenty of steel in case you want to grind one or two of the blades into specialty shapes for a specific type of carving."

But you don't have to be a carver or whittler to appreciate these fine pocket knives.

*Boker Tree Brand Classic knife (cat. no. 17C51) \$29.95 ppd.; Camillus knife (cat. no. 17C41) \$14.95 ppd. from Woodcraft Supply Corp., 41 Atlantic Ave., Box 4000, Woburn, MA 01888.*

*Continued on page 25*

# THERE'S NO END TO WHAT IT DOES FOR YOU.

Buy a specially marked 3950 Moto-Tool® Kit between now and December 31st and receive a free gift worth up to \$24.00. Choose any one of the top quality accessories shown here. Each would make a valuable addition to your workshop. With the Moto-Tool and

a free accessory, there's no end to the tasks you can master. See your dealer for complete details.



#2217 Moto-Tool Holder



#2214 D-Viser™



25 Ft. Cord Reel



**FREE** ACCESSORY WORTH UP TO \$24.00!

**DREMEL®**  
Gets the job done bit by bit.

© 1987 Dremel

# Buy 1 tool and get our 212 page tool free.



Seven unique woodworking tools of the 3,500 others available from our most versatile tool, the 1988 Garrett Wade Catalog.

The 212 page Catalog, regularly \$4.00, is FREE with any order from this ad. (If you phone in your order, use the Special Code 519.) Or, if you would just like the Catalog, send us \$4.00 with your name and address.

### A / Woodworking Machine Special Wax

Ideal for tables and fences of woodworking machines. Quickly cleans wood resins off the metal surface, leaving a thin coat of non-silicone wax. Helps prevent rust, and most important, your wood will slide smoother, giving you better, more accurate results.

4510.1 4 oz. Waxlit \$ 7.95  
4510.2 24 oz. Waxlit \$28.00

### B / Our 202GF Gap Filling Glue Has Remarkable Properties

It has a high solids content so that small gaps on your joinery are actually filled - with strength. And the "squeeze-out," where it is not pressed into the wood, beads right up and chips off when dry. No soaking in to ruin finishes. Dries to light tan. Water clean-up.

62J01.01 1 pt. 202 GF \$ 6.25  
62J01.03 1 qt. 202 GF \$10.95

### C / Turn Your Router Into A Small Scale Shaper

A robust, well designed system that fits any Router, with the size, flexibility and control features found on full-sized Shapers. Tough laminated top is 1 1/16" x 24" x 32". The Standard Set comes with Top; a clear, removable Insert; solid Hardwood Legs; and a fused Switch. Deluxe Set adds a 3" x 3" x 33" Aluminum/Hardwood Fence and Starting Block (both with Bit Guards). For function and quality, a system that is in a class by itself.

8200 Standard Set \$206.95 \$166.90  
8210 Deluxe Set \$325.80 \$265.80

### D / Handy Glue Syringes

Set of three, works with most glues.

62J04.08 3 Glue Syringes \$3.95

### E / Special Cabinetmaker's Skew Ground Chisels Provide A Slicing Finishing Cut

Available in Right and Left Hand pairs Nothing surpasses these when cleaning up the corners of difficult joints or trimming next to adjacent surfaces.

37S01.01 Pair 1/2" Skew \$17.65  
37S01.02 Pair 3/4" Skew \$18.65  
37S01.03 Pair 1" Skew \$19.95

F / Folding Dozuki Protects The Saw Blade Ideal for any toolbox. The deep blade is flexible for flush cuts and the 18 tpi pattern fine enough for trimming out. 9" Blade folds neatly to fully protect the blade.

49I16.05 Folding Dozuki \$22.60



### G / Special Bandsaw "Cool Blocks" Prolong Blade Life And Increase Accuracy

Made of special, composite phenolic resins impregnated with graphite. Set closer to your blades than with conventional soft steel guides. They run much cooler and are more "slippery." Set of 4 Blocks: (A) fits the Delta 14" and Taiwanese copies; (B) Sears 12"; (C) Inca 10 1/2"; and (D) Shopsmith.

33K09.01 4 Cool Blocks (A) \$9.95  
33K09.02 4 Cool Blocks (B) \$9.95  
33K09.03 4 Cool Blocks (C) \$9.95  
33K09.04 4 Cool Blocks (D) \$9.95

### H / Combination Pocket Knife And Precision Rule

Very slim Knife with 2 Stainless Steel Blades, plus a folding 6" Precision Rule graduated in 64ths. Together in a polished Stainless Steel Case. Overall size 3" x 3/8" closed.

02N01.01 Knife/Rule \$27.25



## Garrett Wade Co., Inc.

161 Avenue of the Americas  
New York, NY 10013 Dept. 526  
Call Toll Free 800-221-2942  
(NY, AK & HI 212-807-1757 No Collect Calls Please)



Please send me these Garrett Wade tools and include a FREE 1988 Catalog with my order. (Prices good until December 31, 1987)

Name: \_\_\_\_\_  
Address: \_\_\_\_\_  
City: \_\_\_\_\_ State: \_\_\_\_\_ Zip: \_\_\_\_\_

Check or Money Order Card Number

Visa  MasterCard

American Express

Expiration Date: \_\_\_\_\_

| STOCK # | QTY. | DESCRIPTION                    | PRICE  | TOTAL |
|---------|------|--------------------------------|--------|-------|
| GW      | 1    | 1988 Catalog (free with order) | \$4 00 |       |
|         |      |                                |        |       |
|         |      |                                |        |       |
|         |      |                                |        |       |
|         |      |                                |        |       |
|         |      |                                |        |       |
|         |      |                                |        |       |
|         |      |                                |        |       |
|         |      |                                |        |       |
|         |      |                                |        |       |

Shipping: Orders up to \$100 - \$2.50  
Orders over \$100 - \$6.95

New York Residents add applicable Sales Tax

Sub Total  
Sales Tax  
Shipping  
Grand Total



## TIPS FROM YOUR SHOP (AND OURS)

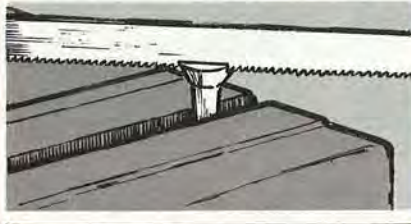
Continued from page 18

### STAYING IN THE SLOT

It's frustrating when a screwdriver keeps jumping out of the screw slot when you're trying to drive flathead wood screws. At worst, the screwdriver chews up the slot, or slips, marring the wood. If you're using the correct-size screwdriver with a good, square tip, and you're still having problems, try this trick:

**TIP:** Before installing, place the screws in a vise, being careful not to damage the threads. Then use a hacksaw to increase the depth of the screw slot. This will give the screwdriver more bite. **Note:** The width of the hacksaw blade and the existing screw slot should match closely. This trick won't work well with all screws, especially some larger ones.

— Joe Fantacone, Philadelphia, Pa.

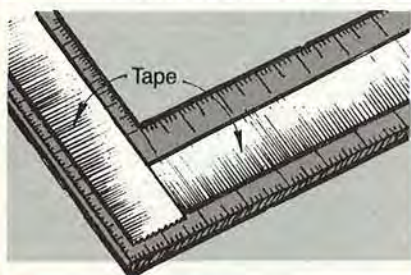


### SCRATCH-FREE GLASS CUTTING

A steel framing square would make an excellent straightedge for cutting glass, except that it tends to slide around while you're cutting.

**TIP:** Attach a single layer of masking tape or duct tape to the side of the square that will contact the glass. Choose a width slightly less than the width of the square legs. The tape prevents both slippage and scratching. **Note:** Place the glass on a smooth, flat, solid work surface before cutting.

— Ruben Pauly, Alliance, Nebr.



## NEW AND UNUSUAL TOOL CATALOG

Over 100 pages of latest books and quality woodworking hand tools at **NEW LOW PRICES.** Send for **FREE FROG CATALOG** today.

**FROG TOOL CO. Ltd.**  
P.O. Box 8325 Dept. WM1  
CHICAGO, IL 60680  
Store: 700 W. Jackson  
(312) 648-1270

## KID'S CONVERTIBLE PLANS



IT'S A DESK, BENCH AND TOY CHEST ALL IN ONE!  
As a desk and bench, there's room enough to seat two children. Made from veneer plywood, it becomes a fine piece of solid furniture for kids to enjoy for years.

ILLUSTRATED PLANS: ..... \$ 4.00  
SAFETY CLOSURE FOR LID: ..... \$12.95

**BALLART DESIGN** Dept. 732  
4606 S. 600 EAST, SALT LAKE CITY, UTAH 84107

# The rbi Hawk Precision Scroll Saws



## "America's Best Selling Precision Scroll Saw"



### Why Choose The RBI Hawk Precision Scroll Saw Instead of a Bandsaw or Jigsaw?

- End Sanding Forever! No sanding needed on your projects.
- Less than 1/64" diameter turning radius with no relief cuts needed.
- End expensive blade replacement.
- Vibration-free operation.
- Make piercing cuts in seconds.
- Capable of cutting 2" hard or soft woods.

Send today for your **free** fact list on the RBI Hawk and find out how it can help you be the woodworker you want to be!

**rbi industries**

1801 Vine St. • Harrisonville, MO 64701

CLIP AND MAIL THIS COUPON TO RECEIVE YOUR FREE FACT KIT  
**FOR FASTER SERVICE CALL 1-800-535-8665**  
 Yes! Please rush me my free fact kit on the RBI Hawk Precision Scroll Saw!  
 Name \_\_\_\_\_  
 Address \_\_\_\_\_  
 City \_\_\_\_\_ State \_\_\_\_\_ Zip \_\_\_\_\_

## All These Dovetails From Just One Jig

These joints—and many more—are easy with the amazing Leigh Dovetail Jig. See us soon at a show in your area or **CALL TOLL FREE NOW** for a free brochure. 1-800-663-8932 In Canada 604-992-2440 collect.

LEIGH INDUSTRIES LTD.

**LEIGH**

P.O. Box 4646-B  
Quesnel, B.C.  
Canada V2J 3J8

## Let The Chips Fly!

### Dynamically Balanced



#### Demonstrations

Rockford, IL Oct. 9 - 11  
Minneapolis, MN Oct. 16 - 18  
Detroit, MI Oct. 30 - Nov. 1  
Seattle, WA Nov. 20 - 22

- 10" Table Saw
- 3-Speed Shaper
- 1-HP Band Saw
- Duplicating Lathe
- K-5 Combination
- KDD Combination
- Precision Accessories for All Makes

Call or Write for More Information  
**1-800-USA-KITY**  
2315 Keystone Drive • Blue Springs, MO 64015

|                                     |  |                         |
|-------------------------------------|--|-------------------------|
| <b>KITY</b><br>WOODWORKING MACHINES | Distributed in the U.S. Exclusively by | <b>FARRIS MACHINERY</b> |
|-------------------------------------|--|-------------------------|

World's Best Machinery Value

## SQUARE DRIVE SCREWS

Once You Try Them,  
You Won't Want To Use Anything Else

All Square Drive Screws are Not the Same!  
Specify Scru-Lox® - the Original



Call for Shipping Charges

- Square Drive Reduces Cam-Out
- Deep Thread for exceptional holding power
- Heat Treated Steel for greatest strength
- Made with Pride in the USA and Canada

#### Flat Head Square Drive Screw Prices

| Size      | Price /1000 | Price /100 | Size       | Price /1000 | Price /100 |
|-----------|-------------|------------|------------|-------------|------------|
| 6 x 1/2   | 9.27        | 1.45       | 10 x 1     | 15.49       | 2.30       |
| 6 x 5/8   | 10.55       | 1.62       | 10 x 1 1/4 | 17.11       | 2.52       |
| 6 x 3/4   | 10.41       | 1.60       | 10 x 1 1/2 | 19.05       | 2.79       |
| 6 x 1     | 12.11       | 1.84       | 10 x 1 3/4 | 21.73       | 3.16       |
| 6 x 1 1/4 | 12.89       | 1.94       | 10 x 2     | 22.79       | 3.31       |
| 6 x 1 1/2 | 13.85       | 2.08       | 10 x 2 1/4 | 26.51       | 3.82       |
|           |             |            | 10 x 2 1/2 | 26.51       | 3.82       |
| 8 x 3/4   | 11.37       | 1.74       | 10 x 2 3/4 | 28.75       | 4.13       |
| 8 x 1     | 12.37       | 1.87       | 10 x 3     | 33.35       | 4.76       |
| 8 x 1 1/4 | 13.31       | 2.00       | 10 x 3 1/2 | 36.23       | 6.47       |
| 8 x 1 1/2 | 13.59       | 2.04       | 10 x 4     | 39.58       | 7.05       |
| 8 x 1 3/4 | 16.07       | 2.38       | 10 x 5 1/4 | 59.49       | 10.51      |
| 8 x 1 3/8 | 17.07       | 2.52       |            |             |            |
| 8 x 2     | 18.51       | 2.72       | 12 x 3/4   | 20.91       | 3.05       |
| 8 x 2 1/4 | 21.13       | 3.08       | 12 x 1     | 22.05       | 3.20       |
| 8 x 2 1/2 | 22.57       | 3.28       | 12 x 1 1/4 | 22.85       | 3.31       |
| 8 x 2 3/4 | 24.55       | 3.55       | 12 x 1 1/2 | 26.31       | 3.79       |
| 8 x 3     | 25.69       | 3.70       | 12 x 2     | 30.67       | 4.39       |
| 8 x 4     | 49.13       | 6.93       | 12 x 2 1/2 | 36.87       | 5.24       |
|           |             |            | 12 x 3     | 37.24       | 6.64       |

Over 70 Types & Sizes in Stock

Some Square Drive Screws available in Solid Brass, Brass, Zinc, or Nickel Plated, Round Washer Head, and Pan Head - Call or Write for Pricing and Availability


## McFEELY Hardwoods and Lumber

P.O. Box 3 • 712 12th St. • Lynchburg, Va. 24505  
In Va. • 1-800-542-2023

Order Toll Free 1-800-443-7937

## CREATE YOUR OWN EXQUISITE ORIENTAL MASTERPIECE

and you don't have to be an artist to do it




Learn the secret techniques of Raised Oriental Lacquer art explained step by step in a color video tape. Tape covers tea tables like the one pictured above, but process may be applied to nearly any piece of furniture. In addition to the tape, we furnish full-size drawings, raised lacquer materials, paints and instruction booklet, all for only \$75 post-paid (15-day money-back guarantee). Checks, VISA and MasterCard accepted. Order now or send for a free brochure.

**ORIENTAL LACQUER PRODUCTS**  
150 W. 25 St., Dept. B, Hialeah, FL 33010

## NOW A 44" WIDE SANDER AT A NEVER BEFORE PRICE

\$249<sup>99</sup>

The Performax S/T Drum Sander Instantly Attaches to a Radial Saw or a Stand Kit.



A Space Saving Attachment

- Rigid open end design insures precise thickness dimensioning over 44" width.
- Sanding drum with built-in sandpaper fasteners — no adhesives required
- Vacuum dust collector
- Money back guarantee

STAND HARDWARE KIT \$79<sup>99</sup>  
(Motor & wood not incl.)



For a free brochure call or write  
**PERFORMAX PRODUCTS, INC.**

17065 Judicial Rd.

Dept. W-127, Lakeville, MN 55044

1-800-334-4910 MN. (612) 435-6780  
Dealer Inquiries Welcome



### What Are Your Old Tools Really Worth?

Old woodworking tools are one of today's hottest new areas of collecting. Long neglected by all but a few sophisticated insiders, this field is growing rapidly. Several Stanley-Bailey carpenter planes are already selling in the \$500-\$900 range, and an early plow plane sold for over \$6,000 at a recent tool auction. Ronald Barlow has spent the last 3 years working full-time on this guide...amassing photographs, and recording dealer and auction prices from all over the world.

#### Antique Tool Collector's Value Guide

Just a few of the over 5,000 items described and priced: adzes, anvils, axes, trade catalogs, braces, bitstocks, chisels, cobbler's tools, cooper's items, compasses, dividers, hammers, hatchets, knives, lathes, levels, planes, pliers, plumb bobs, routers, rules, saws, scoops, screwdrivers, shears, spoke shaves, surveying instruments, tinmiths tools, trammel points, wrenches, and wheelwright's items. Over 2,000 illustrations. 1st Ed. • 230 pgs. • 9X12 paperback • Library of Congress #84-50055.

**NOW IS THE TIME** to identify and price all of your old tools. Just one find could pay for this new book, many times over! Rush check or money order. \$12.95 plus \$1.05 postage.

**WINDMILL PUBLISHING COMPANY**  
2147 Windmill View Rd., Dept#2 - El Cajon, Calif 92020

# Five Special Items. \$9.95! One Special Price: POST PAID

**SQUEEZE TIGHT "PONY" WEB CLAMP.** Light-weight, multiple-use clamping device. The 1" wide nylon band encircles any round or irregular shape. Indispensable in cabinet shop for repairing furniture, edge veneering, picture frames, drum tables, even for strapping things to the roof of your car. Place band around work, draw snug by hand, apply final pressure with small wrench furnished or with screw-driver. Self-locking cam affords positive hold and instant release. **No. 50CY23.**



**DRUM SANDER KIT.** Assortment of small drum sanders for drill press, hand drill, flexible shaft. Sand, grind, polish in tight curves, wood or metal. Sharpen tools, etc. No lapping sleeves to bump. No adhesives needed. Fine sleeve and coarse sleeve for each of 5 drums. Drum sizes: 1/2x1/2, 3/4x1, 1x1, 1 1/2x1 1/2, 2x1 1/2. **No. 70JR1**



**ROUTER HANDBOOK.** Patrick Spielman. This is the definitive book on the router. Spielman reveals step-by-step techniques for every operation, information about all the accessories, gadgets and other pieces of equipment available (also on aids and devices you can build). Patterns and instructions for dozens of handsome projects. Spielman makes the router do the jobs of an entire workshop of tools, simplifying and facilitating the production of almost every project without adding expensive equipment. In-depth information on safety and maintenance. 224 pages. 510 photographs, 80 drawings, patterns index. **No. BK152A**



**NEW TOOL MAKES GLUING SIMPLE.** Easy-to-use and efficient, best describes this unique new tool that applies glue to



flat surfaces. Saves time — spreads glue evenly and quickly. Saves money — applies only as much as you need. Glue can be stored in air-tight container, ready for next job. Designed by a woodworker for woodworkers. **No. GA99.**

**Quick Accurate Settings on Table, Band and Radial Arm Saws STEP GAUGE**  
No more trial and error measuring. This unique Step Gauge gives an exact setting quickly for precise cutting. Uses are: setting rip fence on ra-

dial, table and band saws. Other uses are: measure groove depth, width of material, straight edge, square, etc... This little handy device will save you plenty of time and material. **No. SG30**



To order use the bound-in, postage-free card.

**BIG SPECIAL OFFER:**

**This Catalog FREE to Readers of "WOOD"!**

This offer is limited! It expires on Dec. 31, 1987 — so act now and get your Free copy! A cornucopia of 15 product categories, with over 4,000 woodwork items, for Woodworkers, Restorers, Refinishers. Choose from over 200 sizes and kinds of cabinet or furniture wood... 150 richly-grained veneers... 500 plans... 118 carving tools and chisels... 96 How-To books... 76 Inlay designs... and lots more. All with a 60-day, money-back, no-questions-asked guarantee!



For Your FREE Catalog — Or To Order Any Of These \$9.95 Items — call  
TOLL FREE: 1-800-223-8087 In N.Y. 1-800-822-1202

**CONSTANTINE'S**

Albert Constantine and Son, Inc.  
2054N Eastchester Road  
Bronx, New York 10461

## PRODUCTS THAT PERFORM

Continued from page 21

### CUSHIONY SOFT SANDING



We've seen several inflatable contour sanders in the past few years, but the Cushion Contour Sander incorporates a nice improvement. It's the first one we've tested with spindles to attach both ends of the 8" inflatable sanding drum to a lathe or drill press. The spindles solidly support both ends of the 8" long sanding drum. Attached to a variable-speed lathe or drill

press the sander has even greater sanding flexibility. You can quickly remove a lot of stock at higher speeds with coarse sanding sleeves, then slow down the drum to prevent burn marks when using finer grits.

To use, you inflate the drum with a few bursts from an ordinary bicycle pump (you can order one from the manufacturer).

*Cushion Contour Sander, 3"-diameter drum, lathe and drill press attachments, and five sanding sleeves, \$69 postpaid. Additional sanding sleeves, \$1.40 each; 2", 4", and 6" drums also available. For bicycle pump add \$3. Order from Industrial Abrasives Co., 642 N. Eighth St., Reading, PA 19603.*

### WESTERN-STYLE HANDSAW WITH A JAPANESE BITE

Do you like the fast cutting action of Japanese-style saws, but can't quite get the hang of using one? The Nakaya Hand Saw offers the best of East and West — a Japanese tooth pattern on a Western-style saw.

At 7 tpi (teeth per inch), the Nakaya rips and crosscuts through wood like a hot knife through butter. The manufacturer claims it will cut 1/3 faster than a conventional 8-tpi panel saw.

The teeth have three ground faces instead of two. Each tooth is cut at a slightly different angle, which gradually increases from 10° at the heel to 16° at the toe. This causes the teeth to bite more aggressively as you increase the stroke length. (Unlike traditional Japanese saws, this one cuts on the push stroke.)

The unusual set of the teeth require hand-sharpening with a special file and fence that you order with the saw.

*Nakaya Panel Saw no. 49I20.01, \$33.90 postpaid from Garrett Wade Co., 161 Avenue of the Americas, New York, NY 10013. Special file and fence no. 49I20.02, \$5.25 with saw order.*



Continued on page 26

Continued from page 25

## GETTING A HANDLE ON COMFORT

If you've ever found a tool uncomfortable — even painful — to hold after using it awhile, you can bet that the manufacturer didn't have a good grasp of *ergonomics* (otherwise known as human-factor engineering). Bahco, a Swedish tool manufacturer, hired ergonomics specialists to design the Bahco Ergo chisel to reduce wrist and hand strain. We found that the long, tapered handle provides a firm, comfortable, nonslip grip when used with one or both hands. The handle design and overall balance of the tool allow precise control over the blade in a variety of work situations. We especially like the angle of the blade in relation to the



handle. The angled blade enables you to apply much more force with greater accuracy when making shallow paring cuts. Overall, this chisel just plain feels good in your hand.

The chisel's impact-resistant polypropylene handle carries a lifetime guarantee. Other Bahco Ergo tools include screwdrivers, pliers, and several sizes of adjustable wrenches.

*Seven widths of Ergo chisels (1/4" to 1 1/4") from \$13.67 to \$17.54 through wood-working mail-order catalogs and some retail outlets. For a list of distributors in your area, send inquiries to Seraqua Trading Co., 4099 Landisville Rd., P.O. Box 1289, Doylestown, PA 18901. 215/345-6212.*

## TWO QUICK STEPS TO THE FINISH LINE



Make room on your shelf for another good finishing system. General Finishes has simplified their three-step finish system into the Sealacell 2-Step System.

Step 1 consists of a deep-penetrating stain-sealer (available in clear and in eight wood colors). Step 2 consists of a urethane wood finish for a satin finish, or Arm-A-Seal for a gloss finish. Both finishes wipe on with a rag. It's one of the easiest finishing systems we've tried.

*2-Step Sealacell System, Step 1 and Step 2 products \$4.25 half-pint, \$5.50 pint, \$7.95 quart (plus shipping) from General Finishes Corp., P.O. Box 14363, Milwaukee, WI 53214. For additional information call 414/774-1050.*

### Dust Collector

- 1 hp, 110v
- 4" inlet
- Commercial quality
- Compact size



Reg. \$348.00  
**\$199.00**  
(Shp. & Hdlg. \$30.00)

### 15" Scroll Saw


- Fully adjustable table
- 2" depth of cut, 3/4" stroke
- 110v
- Work and storage table included at no charge. A \$49.95 value
- 25 assorted blades included



**\$199.00**  
(Shp. & Hdlg. \$20.00)

### 6" Heavy Duty Jointer

- 3/4 hp, 110v
- Adjustable speeds
- Fully adjustable
- 190 lbs.



Reg. \$499.00  
**\$299.00**  
(ships freight collect)

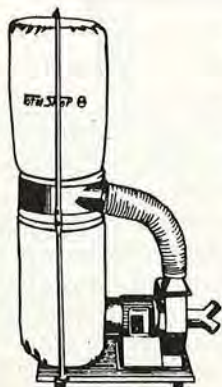
8" Industrial quality jointer also available.

Reg. \$795.00  
**\$575.00**  
(ships freight collect)

## Total Shop

### Industrial Dust Collector

- 2 hp, 110v
- Two 4" inlets
- 1185 CFM
- 125 lbs.



\$499.00 Value  
**\$339.00**  
(ships freight collect)

## Total Shop

Dept. Q, P.O. Box 17859, Greenville, SC 29606

Name \_\_\_\_\_  
Address \_\_\_\_\_  
City \_\_\_\_\_  
State/Zip \_\_\_\_\_  
Phone \_\_\_\_\_

**30-Day Money Back Guarantee**  
**1-Year Warranty**

Call Toll Free 1-800-845-9356 or in S.C. 288-4174

### 14" Bandsaw

- Blade size up to 3/4" wide
- Cast iron construction
- 156 lbs.
- 1/2-HP



**\$239.00**  
(ships freight collect)



## The well-dressed woodworker

Print this article

When you go out on the town, you put on a good set of clothes, right? But, if you go jogging instead, would you wear the same clothes? Of course not. Being properly dressed in the shop can prevent an accident.

### No loose-fitting clothing.

If you wear a long-sleeved shirt, button the cuffs. If you roll your sleeves up, roll them past your elbow. Better yet, switch to a short-sleeved shirt. Always wear shoes, preferably steel-toed ones, when working in the shop.

### Protect your eyes, nose, and lungs.

Wear safety goggles with side shields when using power tools. If you wear glasses, you may find a face shield less of a hassle to wear. We find the face shield especially good when using a tool (such as the lathe) that throws chips back into your face.

Wear a dust mask to protect against nontoxic airborne irritants; a cartridge-type respirator when working with finish containing volatile solvents. Remember: Dust masks provide *no* protection against fumes from organic-type solvents.

Get into the habit of wearing hearing protectors. Use one you feel most comfortable wearing.

### Bodies need protection, too.

A cloth apron should be adequate for all-around use. But for greater protection, consider a leather apron. Finishes and solvents require a moisture-proof apron.

Have several different kinds of leather or cloth gloves if you handle rough lumber. Wear light-duty plastic gloves for chores such as applying an oil finish. But, reach for heavy-duty vinyl gloves whenever refinishing.

Illustration: Jim Stevenson



## It can do so much, it's almost unfair to call it a sander.

The new Delta 1" Belt Sander is so handy that no shop should be without one. And at only \$69.95, just think what a great Christmas gift it'd make for your favorite woodworker or hobbyist. Or for yourself.

You can use it to sand, grind, deburr, contour, sharpen, buff, or polish just about any material. It uses standard 1" x 30" abrasive belts. And there's a power take-off for mounting an accessory flexible shaft with attachments that can do dozens of extra jobs.

In fact, our new 1" Belt Sander does so many things so well, you may wonder how you ever got along without it.

Call toll-free for the name of your Delta Dealer. Delta International Machinery Corp., 800/438-2486 (in PA, 800/438-2487).



**DELTA**  
Building On Tradition

## Mini Max

### T3, Wood Shaper

3H.P. 1PH  
Reversing Switch  
3 Speed  
22" x 37"  
Excellent Fence  
Sliding Table Included

**\$1725.00**  
prepaid freight



**M CHANDLER & Co**

6005 Milwee, Suite # 709, Houston, Texas 77092  
(713) 683-8455 call us toll-free 1-800-247-9213

# TOOLCITY


WE HAVE EVERY TOOL YOU NEED

CALL TOLL FREE

INSIDE CALIF. 1-800-826-7819  
OUTSIDE CALIF. 1-800-423-7899




(213) 802-1236 ★ (714) 525-3581  
OPEN 8 am to 5:30 pm PACIFIC STANDARD



FREIGHT PREPAID (CONTINENTAL USA)  
ON ORDERS OF \$50.00 OR MORE. ITEMS  
WEIGHING OVER 70 lbs. WILL BE SHIP-  
PED F.O.B. SANTA FE SPRINGS, CA.  
CALL FOR DISCOUNT FREIGHT RATES.  
SALE PRICES, LIMITED TIME ONLY AND  
SUBJECT TO CHANGE WITHOUT NOTICE.

14136 E. FIRESTONE BLVD.  
SANTA FE SPRINGS, CA 90670



NEW

OUR GIANT 500  
PAGE CATALOG IS  
YOURS FREE WITH  
ORDER OF \$50  
OR MORE  
OR ONLY \$5 EA

PHONE NOW AND SAVE UP TO 60% ON:



\$145

\$265

- 94-100 5 Pc. Cabinet bit set 145  
With Free Door Making Book!
- 90-100 15 Pc. Router bit set 139
- 92-100 26 Pc. Router bit set 284
- 99-PK1 Multiform Router Bit 75
- 99-034 Lock Miter Router Bit 59
- FB-100 16 Pc. Forstner bit set 139
- DB-050 50 Pc. Drill bit set 59
- EC-900 5Pc. Shaper door set 265  
With Free Shaper Book!



- LU73M010 10X60T ATB 229
- LU82M010 10X60T TCG 44
- LM72M010 10X24T RIP 33
- LUB4M010 10X50T Combo 38
- LUB4M012 12X60T Combo 69
- LU85M010 10X80T Teflon 59
- LU85M014 14X108T Teflon 109
- SC-001 Saw Blade Stabilizer 17
- AD-800 8" Adjustable Dado 49
- DS306 5" Dado 99
- DS308 8" Dado 109



- JS-100 Joining Machine 169
- 0-10-20 Biscuits box of 1000 29
- WC-106 6pc Chisel Set 29
- WC-110 10pc Chisel Set 49
- TT-108 8pc Lathe Turning set 49
- CS-112 12pc Carving Set 109

All Above Come With Wooden Cases!  
All FREUD Shaper & Router bits  
Discounted up to 50% Call for Prices!

Lamello

- Lamello Junior 299
- Lamello Top 589
- #0 Lamello Plates 29
- #10 Lamello Plates 29
- #20 Lamello Plates 29
- Lamello K.D. Fittings 50PR 100PCS 63
- Lamello Hinges Black Or Bright PKG 8
- Lamello Hinges Brass 11
- Lamello Glue Bottle 21



- TD514 12" Dovetail Jig 125
- TD514L 24" Dovetail Jig 195
- 1256-12 12" 1/2 Blind & Through 245
- 1256-24 24" 1/2 Blind & Through 265

## PORTER-CABLE

690



- 100 7/8 H.P. Router 92
- 126 Porta Plane 168
- 309 Laminate Trimmer 99
- 310 Laminate Trimmer 129
- 312 Laminate Trimmer 144
- 314 4 1/2" Trim Saw 150
- 315-1 7 1/4" Circ. Saw 13AMP 118
- 319 Tilt Base Trimmer 159
- 320 Abrasive Planer 109
- 330 Speed Bloc-Sander 52
- 345 NEW! Saw Boss 99
- 351 3X21" Belt Sander 134
- 352 3X21" With Bag 139
- 360 3X24" With Bag 197
- 361 3X24" Belt Sander 174
- 362 4X24" With Bag 207
- 363 4X24" Belt Sander 189
- 503 Wormdrive With Bag 349
- 504 Wormdrive 3X24" 35
- 505 1/2 Sheet Pad Sander 109
- 513 Lock Mortiser 699
- 518 3 H.P. 5 SPD. Router 339
- 520 3 H.P. Router 319
- 536 1 1/2 HP. Speedmatic 195
- 537 1 1/2 HP D/HDL Speedmatic 219



- 555 NEW! Plate Joiner 189  
With Free! Metal Case
- 621 3/8" VSR Drill 89
- 630 1" H. Router 109
- 666 3/8" T/Handle VSR Drill 117
- X/SUPER SPECIALX
- 690 1 1/2 H.P. Router 115
- 691 1 1/2 H.P. D/Handle Router 149
- 695 Shaper Table W/Router 199
- 696 Shaper Table 109
- 5009 Mortise-Tenon Jig 39
- 5060 NEW! Stair Template 159
- 7511 3/8" VSR DRILL 119
- 7514 1/2" VSR Drill 119
- 7533 Adj. Clutch Screwgun 149
- 7545 Drywall Screwgun 119
- 7548 Top HDL VS Jig Saw 137
- 7648 Barrel Grip VS Jig Saw 137
- 9118 Porta Plane Kit 189
- 9314 4 1/2" Panel Saw Kit 149
- 9100 Classic Router Kit 119
- 9548 Bayonet Jig Saw Kit 179
- 9627 2 SPD. Recip Saw Kit 139
- 9629 VS Recip Saw Kit 149
- 9652 Versa Plane Kit 295
- 69381 Hinge Template Kit 149



- 13599 Stik-It Dispenser 15
- 3M Stik-It Adhesive Rolls
- 13608 80 Grit 10 Yard Roll 13
- 13600 100 Grit 10 Yard Roll 11
- 13620 120 Grit 10 Yard Roll 11
- 13618 180 Grit 10 Yard Roll 11
- 13622 220 Grit 10 Yard Roll 11



Call For Discount Prices On  
Senco Guns And Fastners!

## BOSCH

- 1198VSR 1/2" Hammer Drill 129
- 1272 3X24" Belt Sander 169
- 1273 4X24" Belt Sander 179
- 1581VS Top Handle Jig Saw 124
- 1582VS Barrel Grip Jig Saw 119
- 1600 2 1/4 HP D-HDL Router 239
- 1604 1 1/4 H.P. Router 119
- 1608 Laminate Trimmer 79
- 1608T Tilt Base Trimmer 95
- 1609 Offset Trimmer 115



- 1609K Laminate Trimmer Kit 159
- 1942 Heavy Duty Heat Gun 79
- 3258 3/4" Plane 119
- 3270 3X21" Dustless Belt Sander 119
- 11202K Rotary Hammer Kit 379
- 11212 Rotary Hammer Kit 229
- 11203K Rotary Hammer Kit 439
- 91066 1/2" Mighty Midget Drill 115



- All Bosch Router Bits This Month  
Discounted 25% OFF!
- 9.6 Volt Cordless Tool Systems
- 6012HDW Driver-Drill Kit \$109
- 6012HD Driver-Drill Only 89
- 6093DV VS Driver-Drill Kit 138
- 6093D VS Driver-Drill Only 79
- 8400D Hammer Drill 89
- 4300D Jig Saw 69
- 5081D 3 3/8" Circular Saw 79
- 6891D Drywall Screwgun 87
- ML900 Flashlight 34
- 9.6 Volt Battery 36
- Charger for Car-Cig Lighter 49
- 7.2 Volt Cordless Tool Systems
- 8010SDW Drill \$49
- 8010SDW VSR Drill 79
- 6071DV VSR Drill Kit 119
- 6071D VSR Drill Only 79
- DA3000D 3/8" Angle Drill 89
- 9035D Finishing Sander 59
- 3700D Laminite Trimmer 62
- 4307D Jig Saw 69
- 9500D Grinder 59
- 4071D Vacuum 39
- ML700 Flashlight 24
- 7.2 Volt Battery 29
- Charger for Car-Cig Lighter 44

- 1100 3/4" Planer 179
- 1900BW 3/4" Planer 119
- 2708 8 1/4" Table Saw 219
- 3612BR 3 HP Plunge Router 189
- 4200N 4 3/8" Trim Saw 109
- 4301BV VS Jig Saw 159
- 5005BA 5 1/2" Trim Saw 119
- 5007NBA 7 1/4" Saw W/Brake 129
- 5077B 7 1/4" Wormdrive Saw 149
- 6801DBV Drywall Screwgun 89
- BO-4550 Sander W/Bag 49
- JR3000V Recip Saw 129
- LS1000 10" Miter Saw 229

ALL MAKITA TOOLS ON SALE  
PHONE FOR DISCOUNT PRICES!



New! Depth Indicator  
For AP-10 \$79.00  
New! Dust Chute For  
AP-10 \$24.95

- AP-10 10" Planer Phone for price
- AP-10C Planer With Dust Chute Attachment 369.00
- DC-1 Dust Chute For AP-10 24
- EB-1 Extra Blades For AP-10 29
- B7075K 3X21" Belt Sander Kit 129
- B7100 3X24" Belt Sander W/Bag 139
- B7200 4X24" Belt Sander W/Bag 189
- DG-1 Depth Gauge Assembly 79
- BD-10R Cordless Screwdriver 44
- E-3800 Drywall Screwdriver 79
- R150 1 H.P. Plunge Router 109
- R500 3 H.P. Plunge Router 169
- R501 3 H.P. Plunge Router 169
- RA200 8 1/4" Radial Arm Saw 229

S-500A



- S500A Finishing Sander 37
- SU-6200 1/2 Sheet Sander 99
- TR30U Laminate Trimmer 79
- TS251U 10" Miter Saw 169
- TS380 14" Miter Saw 339
- W201S 16 1/4" Beam Saw 339
- W640C 7 1/4" Circular Saw 109



- TR12 3 H.P. Plunge Router with \$60.00 Worth Of Accessories \$169
- TR-6 1 1/2 H.P. Plunge Router 119
- TR-6 Tilt Base Trimmer 89
- CR-10V VS Orbit Recip Saw 119
- C6DA 6 1/4" Cordless Saw 129
- SB75 2 SPD 3X21" Belt Sander 139
- SB8T 2 SPD 2X24" Belt Sander 149
- C10FA 10" DLX Miter Saw 269
- C15FB 15" DLX Miter Saw 425
- CJ65VA Orbital Jig Saw 139
- CB75F Resaw Bandsaw 1749
- F1000A Planer-Jointer 1399
- R100 Dust Collector 499



- 28" Homeshop Fence System 195
- 40" Homeshop Fence System 209
- 52" Homeshop Fence System 249
- 52" Commercial System 299
- T-Square Radial Stop W/Tape 56
- Paralok Saw Fence system 339

Virutex Joining Machine \$299.00



Portabrig

NEW! Pocket Hole Guide

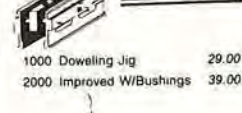
- Many Uses For Fastening Wood  
Quickly Fastens Faceframes, Miter  
Joints, Drawer Fronts Etc.
- 801A Drill Press Kit 34.99
- 811 Drill Press & Hand Drill Kit 52.99
- 804A Box Of 100 Screws 5.99
- 804 Box Of 500 Screws 14.95
- Stock Drill Bit Only 24.95

WE STOCK A COMPLETE LINE OF  
QUALITY HAND TOOLS

Phone For Discount prices on  
Record Vises, Planes And Tools  
Mergles Chisels & Misc. Tools  
Sorby/Lathe Turning Tools & Accessories  
ECE Pinus Planes & Marking Tools  
Two Cheries Carving Tools



1000 Dowelling Jig 29.00  
2000 Improved W/Bushings 39.00



DUST COLLECTORS  
\$389.00

- DC100 1 HP 2 Bags 249
- DC101 1 1/2 HP 2 Bags 299
- DC102 2 HP 2 Bags Deluxe MDL 389

SKIL

- 5510 5 1/2" Trim Saw 95
- 5825 6 1/2" Wormdrive Saw 149
- 77 7 1/4" Wormdrive Saw 134

All SKIL POWER TOOLS ON SALE  
PHONE FOR PRICES!




Phone For Prices On Mobile Roller  
Bases And Roller Extensions.



- Dual Tank Ermaco Comp \$319
- Thomas Pancake Comp 299

ALL ORDERS SHIPPED SAME DAY UPS!

## SHOP SAFETY



### THE WOODCARVER'S 7 COMMANDMENTS FOR SAFE CARVING

Old hands at carving habitually follow a set of rules to avoid injury. If you're just getting into this creative and relaxing hobby, adopt these rules now.

Print this article

**I** *Keep your carving tools sharp.* Sharp tools cut wood with a minimum amount of pressure. A dull blade or edge requires more of your muscle to tear its way through the wood, thereby decreasing your control and increasing the chance of injury.

**II** *Hands belong behind sharp edges.* When you are carving, every so often stop and ask yourself, "If my knife or gouge were to slip, where would it go?" Whittlers or figure carvers typically hold the piece with one hand and carve with the other. Always be sure to have your "holding hand" *behind* the cutting blade. Hold gouges firmly with both hands to minimize any chance for injury. And, keep the blade edge or gouge tip going away from you.

**III** *Control your cut.* In hand-held carving, many carvers also use their knees as a vise to help hold the wood, which isn't as dangerous as you think. That's because you control a whittling or bench knife by holding the knife with the power hand while pushing on the back of the blade with the thumb of the other hand. This method eases the blade through the wood. It may seem

*Continued on page 31*



## \$300 to replace. \$10 to repair.

Now there's a wood filler for the big jobs, indoors or out. High Performance Wood Filler by Minwax. It won't shrink, crack or fall out. It hardens in 15 minutes and can be sanded, planed, drilled, painted or stained.

If the wood is soft because of rot, prepare a rock-solid base with High Performance Wood Hardener.

Send today for our free 30-page booklet, *Tips on Wood Finishing*.  
Minwax Company, Inc., Dept. WD-117  
P.O. Box 426, Little Falls, NJ 07424.



### High Performance Wood Filler



### NEW WOODWORKING MACHINES

ACCURATE • RUGGED • VIBRATION FREE  
1/4 the cost of industrial machines.

- 10" Tablesaw
- 18" Bandsaw
- 15" Inboard-Outboard Lathe

#### FREE BROCHURE

Tel.: (314) 838-8644 (days, eve., or weekend)

OR WRITE

**J. M. WISE & CO.**  
Box 598, Florissant, MO 63032

### HORTON BRASSES

Nooks Hill Road, P.O. Box 120J  
Cromwell, CT 06416 (203) 635-4400

HORTON BRASSES are authentic  
copies of 17th, 18th, 19th & early  
20th century pulls



Mfrs. of Cabinet & Furniture  
Hardware for Homes & Antiques.  
Send \$3.00 for a Catalogue.

## CARBIDE-TIPPED ROUTER BITS FROM GRIZZLY!



Shown here is only a small sample of what we carry



We have the largest selection and lowest prices on carbide-tipped router bits in the U.S.A.! 105 different sizes, 22 different styles. Excellent industrial grade carbide — call or write for full color catalog — **FREE!**

### GRIZZLY IMPORTS, INC.

EAST OF THE MISSISSIPPI:  
2406 Reach Road, Williamsport, PA 17701  
(717) 326-3806

WEST OF THE MISSISSIPPI:  
P.O. Box 2069, Bellingham, WA 98227  
(206) 647-0801



SALE  
**\$169.99**

**NEW!**  
Plate Joiner  
Model 555 List \$269.95

Save on Biscuits! **\$19.99**



**NEW!**  
**6" SAWBOSS™**  
Circular Saw  
Model 345 List \$154.50  
**SALE \$98.99**

**Jenks & PORTER-CABLE**  
bring you the latest in power tool technology

**NEW!**  
STAIR-EASE™



**2X Stair Template**  
Model 5060 List \$194.00  
**SALE \$147.99**

Send \$2.00 for our new catalog of woodworking tools, machinery & supplies  
(Refundable with first order)

**W.S. JENKS & Son**



1933 Montana Ave. NE  
Washington DC 20002

TOLL-FREE  
**1-800-638-6405**

## WOOD DATES 1988

KEEP TRACK OF YOUR NEW YEAR WITH THE FIRST EVER...WOODWORKER'S CALENDAR

CONTAINS BEAUTIFUL COLOR PHOTOS of yesterday's wood-working machines & tools RARE CATALOG EXCERPTS from the files of a Depression era machinery dealer including...

- The first electric router (before Carter)
- First radial arm saws
- Shipbuilders tilt bandsaw
- First combination machines
- Foot powered machines
- Dovetail machines & more!

1988 SHOW DATES - save money on tools! Know when machinery & tool shows are coming to your area.

FIRST AID CHART - Would you know what to do if you had a serious power tool related injury? Priceless information where you can find it FAST!

Sure, you can use that calendar from your insurance agent again, but why not spend the price of a disposable router bit for something you'll use all year and enjoy for years to come. Complete satisfaction guaranteed or your money back! Fill out the coupon and mail today.



1988 WOODWORKERS CALENDAR

The Electric Carpenter



**FREE BONUS!**  
Order today & receive a 1926 electric router brochure. Contains FASCINATING router accessories & fixtures!  
\*Bonus offer good thru Dec. 15

**WOODMACHINE COMPANY**  
Rt. 2, Box 227B  
Mebane, NC 27302  
Visa/MC can call 919-271-8765

1988 WOODWORKERS CALENDAR \$9.75 + 1.25 S/H  
Also available  
 1988 METALWORKERS CALENDAR \$9.75 + 1.25 S/H  
(Order 3 or more \$8.95 ea. + 1.25 ea. S/H) N.C. residents add 5% sales tax

Enclosed is \$\_\_\_\_\_ for \_\_\_\_\_(qty.) calendars.  Check  MO

VISA  MC Card # \_\_\_\_\_

Exp. Date \_\_\_\_\_ Signature \_\_\_\_\_

Name \_\_\_\_\_

Address \_\_\_\_\_

City \_\_\_\_\_ State \_\_\_\_\_ Zip \_\_\_\_\_

IF YOU VALUE YOUR FINGERS.....

YOU NEED A **RIPSTRATE®**

The RIPSTRATE holds the work tight against the fence with no hands near the blade. Makes perfect, straight cuts. Wheels lock to prevent kickbacks. *Requires no adjustment for stock width or thickness.*

Over 20,000 now in use in amateur, professional, school, government, military, and corporate maintenance shops.

One year guarantee, 30 day money back trial. \$69 prepaid. Check, M.O., Visa or M.C. Free Brochure.

Write or call our toll free number: 800-421-0256.

Fisher Hill Products 4 Fisher Hill Fitzwilliam, NH 03447  
Dealer inquiries invited.





## SHOP SAFETY

Continued from page 29

awkward at first, but with practice, pushing the blade proves to be very safe and effective. And, don't try to take off too much wood at a time. Carving too deeply can damage you and your carving.

**IV** *Secure large workpieces.* When carving large, three-dimensional pieces or plaques in relief that have a tendency to slide, attach the wood to your bench. Carver's screws, various types of woodcarving vises, or large wooden clamps will hold the wood securely in place. For the pounding that goes with gouge and mallet work, you'll find clamping your work a must.

**V** *Wear protection.* A leather apron or a heavy-duty shop apron of denim or duck give you peace of mind and can deflect mis-directed cuts. For more protection, wear a carving glove on your holding hand. Made of interwoven strands of a nylon/fiberglass material and stainless steel, a glove proves virtually impossible to slice through with a knife blade. Yet, due to the fairly loose weave, a direct stab can puncture.

**VI** *Keep your work area free of clutter.* Knives and gouges lying around your carving bench or work area invite cuts and nicks as you reach for another tool. Keep them within easy reach, but out of the way while working. Lying helter-skelter, tools bump into one another and quickly lose their sharp cutting edges. Always line up gouges or knives so they can be picked up by the handles, not the blades. If you hand a tool to someone else, hold onto the blade end and offer the handle.

**VII** *Don goggles and a mask with power tools.* Power carving tools, such as the Foreman or Dremel, produce flying chips, then fine dust. Wear safety goggles, and after the chips stop flying, don a dust mask. 🍄

Illustration: Jim Stevenson

## The workbench companion



## WATCO®

*The Original and Still the Best*

## DANISH OIL FINISH

Watco Danish Oil Finish can be your ideal workbench companion for all those wood finishing projects around the house. You'll be amazed at how easy it is to finish wood beautifully with Watco, "The Original Danish Oil". Watco gives wood that natural, hand-rubbed look with long-lasting durability. And because Watco is **IN** the wood... not on it like temporary surface coatings... there is no finish that will wear off. Watco Danish Oil is ideal for furniture, paneling, cabinets, doors, trim-work and even antiques. It's also safe for use on butcher blocks, cutting boards, and children's toys after Watco dries and cures in the wood. Choose from 8 beautiful finishes... Natural and Medium, Dark, and Black Walnut shades, and Cherry, Golden Oak, Fruitwood, and English Oak colors.

Send today for "Free" color booklet "How to Finish Wood Beautifully and Easily" and the name of your nearest Watco distributor.

**WATCO-DENNIS CORP.**, Dept. BH-W127  
1433 Santa Monica Blvd., Suite 90  
Santa Monica, CA 90404

Name \_\_\_\_\_  
Street \_\_\_\_\_  
City \_\_\_\_\_  
State \_\_\_\_\_ Zip \_\_\_\_\_

Everything under one roof

## The Woodworkers' Store®

- Veneers, Lumber
- Wood Parts, Mouldings
- Hinges, Supports
- Locks, Catches
- Slides, Swingouts
- Tools, Clamps
- Books, Plans
- Finishing Supplies




Stop by the store nearest you!

**Cambridge** ..... (617) 497-1136  
Massachusetts Ave. at Rindge Ave.  
**Columbus** ..... (614) 231-0061  
East Main St. at Cassingham  
**Denver** ..... (303) 778-8650  
Broadway at Alameda  
**Detroit** ..... (313) 543-5110  
Woodward at 12-112 Mile Road

**Milwaukee** ..... (414) 541-3339  
Hwy 100 at National Ave.  
**Minneapolis** ..... (612) 822-3338  
Lyndale Ave. at Lake Street  
**San Diego** ..... (619) 292-9921  
Convoy St. at Convoy Court  
**Seattle** ..... (206) 634-3222  
Stone Way North at 38th

Get a free T-Shirt with this ad and a \$25 purchase at the following locations. (Offer expires 6/1/88).

# THIS YEAR CHRISTMAS ENDS ON DEC. 20.



Inca's revolutionary 9" Radial Arm Saw. Uniquely precise and completely portable. Crosscuts 28" at 90° and 18" at 45° (using optional Extension Set). Optional Stand. Reg. Price \$650.00.

You only have till December 20th to save an extraordinary amount of money on two extraordinary Inca stationary power tools.

Save a hefty \$75.00 on our Model 810 9" Radial Arm Saw on sale for \$575.00. And save a whopping \$200.00 on our Model 340 10½" Bandsaw which we are giving away for \$595.00 also. Both feature our 5-year limited warranty, and over 50 years of experience.

With the Swiss

precision of Inca, just imagine the quality-crafted gifts you could make this year. And for years to come.

But there's not much time to get these two gifts for yourself. For the name of the Inca dealer nearest you, call 1-800-221-2942. Ask for our free color brochure fully describing all the remarkable Inca stationary power tools.


And when you visit your Inca dealer, be sure to bring a very large stocking.

**INCA**

Injecta Machinery Corp., 10 Vandam St., New York, NY 10013

Offer Valid in USA Only

Inca's famous 10½" Bandsaw. Blade capacity ⅜" (with optional Scroll Guides) to ½". Resaws 6" thick. Built-in ¾ HP motor. Optional stand. Reg. Price \$795.00.



**A** cousin to the huge redwood and giant sequoia, the bald cypress easily ranks as the largest and longest living tree east of the Mississippi. Thousand-year-old, first-growth trees attain 150' heights and diameters of 12'. In fact, bald cypress of this size have yielded 100,000 board feet of lumber per acre! However, typical stands average no more than 10,000 board feet.

Today, such huge, ancient trees are a rare find. Loggers locate some by probing the bottoms of swamps. These still sound prizes — sunk long ago by clearing or storm — must be dredged from the water, then airlifted to the sawmill.

Resistance to decay makes even the smaller, second growth bald cypress ideal for outdoor construction. Yet, its attractiveness lends itself to indoor projects, too.


### Wood identification

The bald cypress (*Taxodium distichum*), classified as a conifer, acts like a hardwood by turning brown or golden in the fall before dropping its needles. Immature trees form a conical shape, have thin, light brown bark, and look much like any other conifer. As a bald cypress ages, however, it begins to more closely resemble a hardwood.

Its trunk tapers and develops broad supports called *buttresses* at the base. The bark turns reddish brown, becomes deeply ridged, and peels. At maturity, bald cypress

# BALD CYPRESS

## The enduring beauty of the bayou



Bald cypress heartwood

Bald cypress sapwood

trees have large, uplifting branches forming a broad, irregular canopy.

Bald cypress prefers wet feet, and grows well in damp bottomlands and swamps from Delaware to south Florida, and along the Gulf Coast into Texas. Northward, it hugs river valleys through Oklahoma and Arkansas, and up into Illinois and Indiana.

In swampy areas, bald cypress grows in stands.

To help anchor the tree in a fragile bottom, its roots develop above-water shoots or knees for support. On drier ground, bald cypress mixes with hardwood species.

The wood weighs a bit less than walnut at 28 pounds per cubic foot dry. It has a yellow to pale-brown to reddish hue, and sometimes attractive figure. Bald cypress also feels slightly

greasy or waxy. Heartwood has a peculiar, unpleasant odor.

### Working properties

Bald cypress wood rates as moderately hard, strong, and stable, with straight, close grain. Although fairly light, the wood holds nails and screws well. It also feels resinous, but this does not affect gluing.

Bald cypress works easily with both hand and power tools. And, the wood sands smoothly and grabs on to finishes quite tenaciously.

### Uses in woodworking

You can use bald cypress successfully for both indoor and outdoor projects. It works for furniture, paneling, cabinets, doors, windows, siding, decking, and trim. Boat-builders find bald cypress excellent for planking, and farmers use it for barn boards, water troughs, and fences.

### Cost and availability

In the South and southeastern United States, you'll find bald cypress at lumberyards. In other areas availability will be limited due to high shipping cost and the competition from western red cedar. Where you find it, bald cypress will cost about \$1.50 per board foot. *Faux satine crotch*, a scarce veneer made from bald cypress crotch wood, occasionally shows up for commercial use in fine-furniture pieces and wall paneling. 🌲

Illustration: Steve Schindler  
Photograph: Bob Calmer

# 6 FUN-TO-DO



 Print this article

## TECHNIQUES

'Tis the season for scroll-sawing wooden tree ornaments, decorations, and holiday gifts. But maybe you're tired of cranking out the same old cookie-pattern cutouts on your scroll saw. We are. So this year we decided to have some real fun with our saw. Also, we wanted to turn out some scroll-sawn gifts that would make our friends and relatives say "HO-HO!", not "ho-hum". In the process, we came up with six neat scroll-saw techniques. We hope they'll spark your imagination — for holiday gifts, and projects the year-round.

**Our Gift To You:** We'll give you a set of full-size patterns for the projects illustrating these techniques, free for the asking. Just send a self-addressed stamped envelope to:  
**SCROLL SAW PATTERNS**  
 WOOD Magazine  
 1716 Locust St.  
 Des Moines, IA 50336.

### LADIES AND GENTLEMEN, CHOOSE YOUR BLADES

The chart at *right* lists the best blade sizes for the techniques shown in this article, *provided* you use the stock thicknesses suggested in the chart and in the text.

If you use thicker material, select a wider, thicker blade with fewer teeth per inch. For thinner material, use a narrower, thinner blade with more teeth. Likewise, if you're cutting an intricate pattern with lots of sharp curves, use a narrower blade than is ordinarily recommended for the thickness of stock you're cutting. The reverse is true if you're cutting straight lines, or patterns with gentle curves.

**CAUTION:** *Some of the photos in this article show the saw's hold-down foot elevated so you can better see what's going on. But we recommend you keep the foot in its proper position—down against the stock—while making all cuts. On most scroll saws, the foot not only holds the stock firmly against the table while you're cutting, but also serves as a blade guard to protect your fingers from the blade.*

| Technique   | Blade*    |           |          |
|---|-----------|-----------|----------|
|   | W         | T         | TPI      |
| 1. Wooden Puzzle  | .037-.040 | .015-.016 | 13-14    |
| 2. Scroll-Saw Puzzle                                    | .029-.032 | .012-.013 | 18-20    |
| 3. Relief Technique<br>3/4"-1" stock                    | .053-.063 | .018-.019 | 9.5-11.5 |
| 4. Inlay Technique<br>1/4"-1/2" total thickness         | .037-.043 | .015-.016 | 12-14    |
| 5. Wood Sculpture<br>1/4"-3/8" stock<br>1/2"-3/4" stock | .037-.040 | .015-.016 | 13-14    |
|   | .043-.053 | .016-.018 | 11.5-12  |
| 6. Stack Cutting<br>3/8"-1/4" total thickness           | .029-.032 | .012-.013 | 18-20    |

\*W-width, T-thickness, TPI-teeth per inch

**Note:** We chose these blade sizes based on their ability to make tight, intricate cuts in the stock thicknesses indicated. Use wider blades for simple patterns and straight-line cutting.

## SCROLL-SAWING WOODEN PUZZLES FOR TINY TOTS



**B**rightly colored, durable wooden puzzles fascinate young, growing minds. If you're making the puzzle for a preschooler, choose a pattern your little gift recipient will easily recognize.

**1** With a pen or pencil, divide the pattern into puzzle segments—eight to 10 easily identifiable pieces should do for most puzzles.

**2** Cut a square or rectangular piece of  $\frac{1}{4}$ " birch plywood large enough to provide a  $\frac{1}{2}$ " to 1" margin around the pattern. (This piece forms the

puzzle parts and frame.) Then, from  $\frac{1}{8}$ " birch plywood or hardboard, cut a piece the same size as the frame for the frame backing.

**3** Center the pattern on the frame, then attach it with artist's spray-mount adhesive. Drill a hole in the frame just large enough to thread the scroll saw blade through it, insert the blade, and cut out the overall pattern shape, as shown in the photo *upper right*. Now, detach the blade from the saw arm and remove the frame and cut-out pattern piece.

**4** Reattach the blade. Cut the pattern piece into individual puzzle parts, as shown in the photo *lower right*. Remove the paper pattern from the individual pieces.

**5** Glue the backing piece to the backside of the frame. After the glue dries, sand the frame and puzzle pieces with 220-grit sandpaper, rounding over the edges slightly.

**6** Use nontoxic paints to paint each puzzle piece a different color, and a clear nontoxic finish for the frame.



Mount your paper pattern on the wooden puzzle frame. Then, cut around the puzzle outline.



Cut the puzzle into individual parts, sand the parts smooth, and paint them bright colors.

## 2 HOW TO MAKE SCROLL-SAW PUZZLES FOR KIDS OF ALL AGES



**S**ure, most people do call them jigsaw puzzles. But we call them scroll-saw puzzles because you can't beat a scroll saw for cranking out a lot of them in a hurry. Here's how to do it:

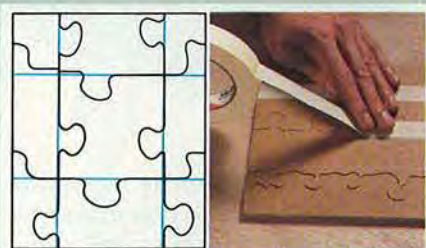
**1** Cut out a suitable print, poster, or magazine photo, and glue it to a backing of  $\frac{1}{8}$ " hardboard. (We

found that an all-purpose spray adhesive, such as Touch 'n Stick or 3M Super 77, works well.)

**2** With a straightedge and grease pencil (we used a white one), draw light grid lines on the puzzle face to indicate the size and number of puzzle pieces you want.

**3** Cut the pieces freehand, using the grid lines as a general guide. Cut each puzzle piece so it interlocks with the adjoining ones, as shown in the sketch *upper right*. Make all of the lengthwise cuts first. Then, flip the puzzle upside down, and tape the strips together, as shown in the photo *upper right*. Now, flip the puzzle back over and make all the crosswise cuts.

**4** Remove the grease-pencil marks by wiping *lightly* with a soft cloth dampened with lighter fluid. Don't rub too hard or the fluid may also remove the ink from the picture.



Glue the picture to the puzzle, mark grid lines, and make all lengthwise cuts. Then, flip the puzzle over and tape the cut lines together with masking tape.



The tape holds the puzzle together while you make crosswise cuts to separate the individual pieces.

## 3 GIVE YOUR NEXT PROJECT A BIT OF RELIEF



**N**eed a gift for your Aunt Martha? She'll surely make room on the wall for a lovely scroll-sawn relief plaque like the dove pictured above.

**1** Select the material for your workpiece blank, then cut it to size. (We used  $\frac{3}{4}$ " Honduras mahogany for the oval dove plaque.)

**2** Attach your pattern to the workpiece with artist's spray-mount adhesive. Then, drill a blade-threading hole or holes in an inconspicuous part of the pattern, such as an inside corner. (The dove plaque requires a separate threading hole for each of the six cutouts.)

**3** Thread the blade into the workpiece, then cut each pattern piece. Next, cut the background to the desired shape. (We cut the oval plaque slightly oversize, then sanded it to finish size with a disk sander, as shown at right.)

**4** Sand a slight round-over on the top edges of the pattern pieces and the inside edge of the background. Then, sand all the parts smooth.

**5** Place the background *upside down* on a piece of waxed paper, and prop it up with  $\frac{1}{4}$ " spacer blocks, as shown in the photo *far right*. Insert the cut-out parts into the background, then run a bead of woodworker's glue around each piece.

**6** After the glue dries, attach a saw-toothed hanger to the back of the plaque, then apply a clear finish.

**Note:** On our dove plaque, the dove projects from the background. If you want your pattern recessed into the background, prop up the cut-out parts, instead.

## 4 HOW TO MAKE GLOVE-TIGHT INLAYS



**U**se this bevel-cutting technique to make solid-wood inlays for boxtops, wall plaques, and other projects. To do it, your scroll saw must have a tilting table. (We used  $\frac{1}{8}$ " walnut and maple for the unicorn inlay. We then glued the inlaid piece to the top of an unfinished walnut box purchased at a local craft supply store.)

**1** Choose two contrasting woods of the same thickness for the inlay and background pieces. Cut the pieces large enough for your pattern plus at least 3" at one end for making test cuts when you set the tilt angle of the saw table.

**2** Start with the saw table set at an angle between  $8^\circ$  and  $12^\circ$  (see

note *below*). Tape the workpieces together with double-faced tape, then cut out a "test plug" in the margin area (see photo at *right*).

**Note:** If you've tilted your table to the left, as we did in the photo, top right, rotate the stock counter-clockwise into the blade to cut out the test plugs and pattern. If you've tilted your table to the right, rotate the stock clockwise into the blade. If you cut in the wrong direction, you'll get the reverse—the cut-out portion of the bottom piece will fit neatly into the top piece!

Now, push the plug from the inlay (top) piece into the hole cut out of the background piece. If the plug doesn't fit snugly into the hole, reset the table angle and try again. (Notice in the photo that the middle plug dropped too far into the background piece. To compensate for this, we increased the table angle a few degrees to get the tight fit shown at *right*.) You may have to repeat this process several times before you get a tight, flush fit. Once you do, save the last plug you cut to serve as a guide block for drilling your blade-threading hole.

**3** Attach your pattern to the workpiece with spray-mount adhesive. Then, use the last plug you cut in Step 2 as a guide block to drill your blade-threading hole at the correct angle, as shown in the photo *lower right*.

**4** Thread the blade through the hole and cut out the pattern.

**Note:** When cutting out patterns on a tilted table, gravity sometimes works against you. We found that the blade tends to drift toward the uphill side of the line when turning outside corners, as shown in the photo *far right*. You can compensate by slowing down the feed rate when making outside turns and applying slight pressure against the downhill side of the blade.

**5** Apply a thin coat of woodworker's glue around the edges of the inlay. Press-fit it into the background. Wipe off glue squeeze-out.

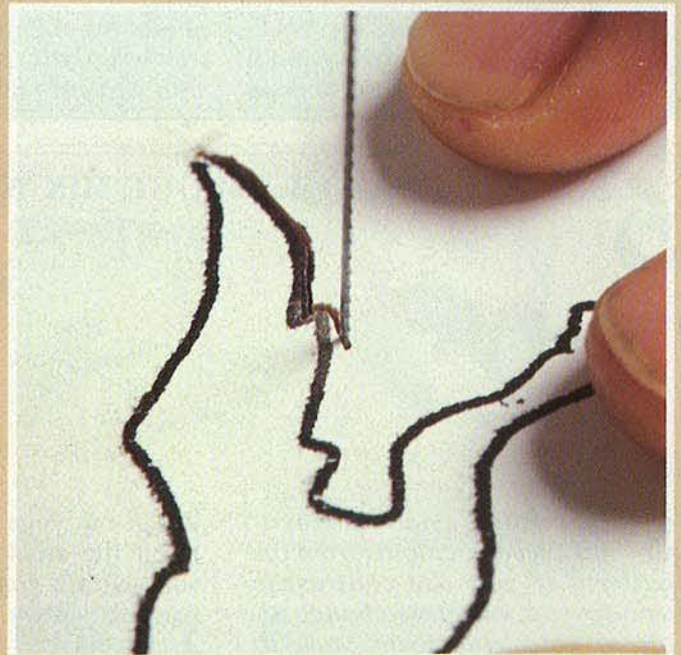
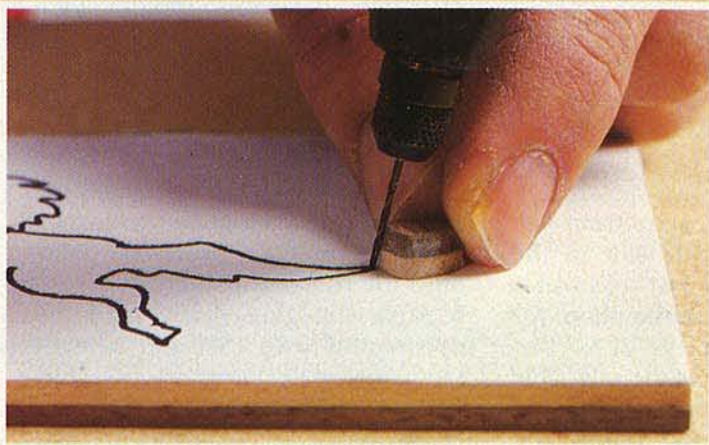
**6** After the glue has dried, fill any imperfections with colored wood putty or glue mixed with sanding dust. Then, use a sanding block with 220-grit sandpaper to sand the entire surface. Now, incorporate the inlaid piece into your project.



Cut out the oval on the scroll saw, staying slightly outside the line. Then, remove the waste with a disk sander.



Glue the cut-out pieces to the frame from the back side. Use cotton swabs to spread the glue evenly.



*Upper left.* To determine the exact table angle for making inlays, make test cuts in the waste portion of your workpiece. The plug from the top piece should fit snugly into the piece underneath as it does in the test cut at right.

*Lower left.* Use the last test plug you made as a guide to drill the blade-threading hole at the correct angle.

*Above.* When cutting outside curves, the blade may drift outside the line. To compensate, slow the feed rate and apply pressure against the downhill side of the blade.

# SCROLL SAW TECHNIQUES

## 5 WOOD SCULPTING MADE EASY



Here's a good way for you non-carvers to make a classy wood "sculpture" with your scroll saw and sanding machine.

1 Select a segmented pattern and cut it into its various components. Then, choose the type and thickness of wood you want for each pattern component and the background. (We made our sailboat sculpture from varying thicknesses

of maple, walnut, and Honduras mahogany against a background of 1/4" oak.)

2 Mount the pattern parts on the workpieces with spray-mount adhesive, as shown in the photo at right. If the pattern includes long, narrow pieces, lay them out parallel to the wood grain. Also, keep grain direction in mind while attaching the other pattern pieces for the most attractive looking parts. Cut out the parts on your scroll saw.

3 Sand the face side of each workpiece to the desired shape. (In the photo far right, we're shaping the boat hull on a stationary belt sander.) Sand only the area of each piece that will project above the background surface. Smooth the parts with 220-grit sandpaper.

4 On a piece of waxed paper, glue the parts together with quick-set epoxy. (Use small brads to hold the pieces in position, as shown in the photo on the next page.) Then, touch up the finished assembly with 220-grit sandpaper.

5 Cut the background piece to size, position the assembled sculpture on the face side, and trace the sculpture outline onto it.

6 Drill a blade-threading hole into the background piece, install the blade, and saw the cutout for the sculpture. Now, remove the background piece from the saw and smooth it with 220-grit sandpaper.

7 Insert the sculpture into the face side of the background, using a few pieces of masking tape to hold it in place, if necessary. Now, turn the workpiece face-down and spread quick-set epoxy into the joints between the sculpture and background. Before the epoxy sets, flip the piece back over and lay it, glued side down, on waxed paper.

8 After the glue dries, remove the waxed paper and sand the back smooth (we used a belt sander). Touch up any rough spots on the face side of the sculpture with 220-grit sandpaper. Apply a clear finish of your choice to both sides of the finished sculpture.

## 6 STACK 'EM UP, CUT 'EM OUT, MIX 'N' MATCH



Stack cutting enables you to make several cutouts from one pattern. If you use contrasting woods, you can interchange the pieces, and glue them back together so no two cutouts will be alike. Use 1/8" stock for small items, 1/4" stock for larger ones.

1 From each type of wood you want to use, cut a piece slightly larger than your pattern (We used 1/8" walnut, maple, and Honduras mahogany for the rocking horses shown above.) Stick the pieces together, using double-faced tape.

2 Cut out your pattern and mount it on the stock with spray-mount adhesive. (If you want to reuse the pattern, make several photocopies.)

3 Cut out the pieces as shown in the photo at right.


Note: To keep tiny parts from falling through the blade slot in the saw table, make a zero-clearance table top, as shown in the photo far upper right. Cut a piece of 1/4" plywood the same size as the saw table and clamp it to the table. Then drill a small hole for the blade and thread it through the plywood top.

4 Separate the stacked parts and remove the tape. Then, arrange the parts on a piece of waxed paper and interchange the parts to make figures of interesting, contrasting colors as we did with the three rocking horse examples at left. If you have trouble separating the small pieces, dip them in a pan of lacquer thinner, then gently pry them apart.

5 Edge glue the pieces together with quick-set epoxy, using 1/2" brads to hold them in position, as shown in the photo lower right. (With our horses, we first glued the tiny head pieces together to form a larger piece, then glued this piece onto the rest of the figure.)

6 After the glue dries, sand the decorations with 150- and 220-grit sandpaper to remove excess glue. Apply a clear finish. For tree ornaments, drill a 1/16" hole in each one, then insert a string or wire.






Mount the pattern pieces on stock of different thicknesses and kinds of wood, then cut out the individual parts on your scroll saw.



We found our stationary belt sander an excellent tool for quickly sculpting larger parts. You also can shape the parts on a disk sander or drum sander. Shape smaller parts by hand sanding.


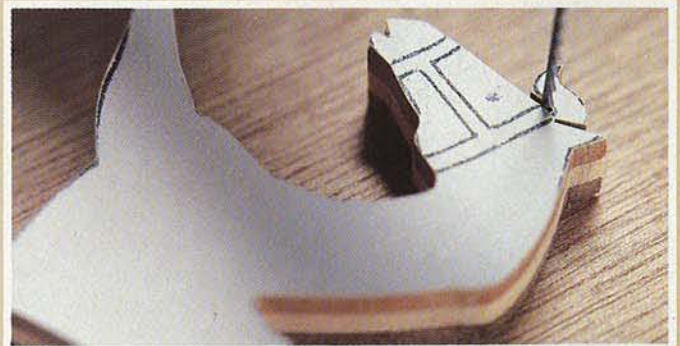
Produced by James R. Downing and Jim Barrett  
Photographs: Jim Kascoutas and Bob Calmer



*Above.* Double-faced tape holds the stacked pieces together while you cut out the ornament parts.

*Upper right.* Attach an auxiliary top of  $\frac{1}{4}$ " plywood to the scroll saw table, and drill a small hole for the blade. This keeps tiny pieces from falling through the blade slot in the table.

*Right.* Lay the parts on a piece of waxed paper, and glue them together with a quick-set epoxy. Use small brads to help hold the pieces together until the glue dries. ♣





“Six hundred beds of the common measure were brought in carriages, and worked up in my house. A hundred and fifty of their beds, sewn together, made up the breadth and length; and these were four double, which, however, kept me very indifferently from the hardness of the floor, that was of smooth stone.”

—Jonathan Swift,  
*Gulliver's Travels*

Noral Olson once turned out designs for mass-produced, commercial furniture. It was sleek, slick, and functional. Today, he designs and builds a custom-made line. It's elegant, ornate, and hardly practical. There's another difference, too.

Noral could warehouse a month's production in a file drawer!

Miniature furniture collectors rate Noral's tiny pieces top-notch. His eye for design, perfect detail, and flair for finishing, set his scale furniture apart. For example, the 4"-

high desk he holds, *above*, has a rolltop that rolls! We marveled at his work, and wanted to see just how he does it. So, in Seattle, we visited Noral and his wife, Inez, and shared a woodworking adventure in a modern-day Lilliput.

# TEENSY-WEENSY FURNITURE: A WOODWORKER'S ADVENTURES IN LILLIPUT

Seattle craftsman Noral Olson thrives on detail in 1:12 scale

**I**t was two centuries ago that Jonathan Swift wrote of Gulliver's adventures in Lilliput. Swift created a fictional kingdom where soldiers stood tall at six inches. Gulliver felt uncomfortable there. Noral Olson would feel at home.

From a desktop in a house hugged by Seattle's lush greenery, he designs and builds furniture fit for Lilliputian royalty. In a scale of 1:12 (1" = 1'), Noral crafts classic chairs, chests, clocks, desks, rockers, sofas, and tables.

Don't confuse Noral's work with ordinary dollhouse furniture, however. "The pieces I make are mostly keepsakes," he says, flicking a finger to tidy up a spot on his well-used but immaculate drawing board "workbench." Whatever you call them — keepsakes or collectibles — since 1970 he has crafted over 500 finely detailed pieces of thumb-nail furniture, at prices paralleling the tags on full-size furnishings.

## DETAILS AND MORE, BY DESIGN

Noral enjoyed the years he worked in the furniture industry as a designer. His eyes really dance, though, when he talks about his second career, as a miniaturist: "My philosophy has always been to design and make what people will buy. People want miniature furniture with lots of details, so I give them what they want."

And, oh, so many details! On Noral's furniture, the drawers, doors, and tops open. You'll find real glass in a breakfront or clock case (with a works that actually keeps time). Hand carving decorates chair and table legs, as well as Louis XV sofas. Tops have chamfered edges. Drawer pulls move, and even knobs are screwed on. Sometimes, he uses

gold-plated hardware! If a piece of furniture someone wants duplicated in miniature lacks detail, Noral probably won't do it. "I like lots of doors and drawers. I know other craftsmen don't want to do them."

Noral made his first piece of miniature furniture for fun — a gift for his daughter. Now all his work is custom-order. "Someone will send me a photograph of a piece they want built, or a picture from a magazine. Very few send dimensions, but I can scale it by starting with the full size of the piece as I know it should be. Once I've calculated the dimensions, I draw a set of plans and build it."

The 2½"-high Italian bombé chest, *below*, was the sort of challenge Noral enjoys. It has 350 solid cherry parts (built-up for the contoured drawer fronts and case sides) and took him 65 hours to complete. The first chest earned him six commissions for duplicates.

"When I make a commissioned piece, the original customer retains the exclusive right to that piece. That means I will only make more pieces of that design for the person who first ordered it. If, for instance,

**Noral's Italian bombé chest, made from selected cherry, took about 65 hours to complete. The price: about \$600.**



you want a Biedermeier desk, you'll have to place your order for it with the original customer," explains Noral. This practice has worked well for him, and it protects each piece's exclusivity.

## WOOD: THE FINER THE GRAIN, THE BETTER

For the most true-to-scale miniature furniture, wood has to be extremely fine- and close-grained. Oak, for instance, won't work for 1:12 scale furniture because its open grain shows up as gaping holes. "I do most of my pieces in basswood because I find it has the best grain."

While Noral prefers basswood, he also uses cherry, maple, and some walnut. Even in those fine-grained woods, not all pieces measure up to his high standards. Most miniature shops from Los Angeles to Seattle have seen his neatly groomed figure at one time or another fastidiously sorting through their pile of scale lumber for the very tightest grained pieces in ⅓" to ¼" thicknesses.

## TINY TOOLS FOR TINY TREASURES

Noral spends his shop time dressed in a crisply pressed shirt and slacks. His personal neatness underlines a finely honed sense of order — perhaps a prerequisite for crafting highly detailed miniatures.

Noral's workshop occupies the space of a typewriter atop the desk in his Spartan home office. Opening a desk drawer, he displays his shop tools. "This is my table saw," Noral chuckles as he skillfully draws his X-acto knife the length of a ⅓"-thick piece of cherry. His fence is a metal ruler; his ripping blade a No. 11 X-acto tip.

At his fingertips, he lays down a selection of X-actos and other

*Continued*

## TEENSY-WEENSY FURNITURE:

knives of similar type. Noral spreads his tiny hand tools across the desk top: an assortment of dental picks, needle-nosed pliers, jeweler's files, a finger-powered twist drill and minuscule bits (dentist's drills), lathe tools no larger than Popsicle sticks, a fret saw, a pair of calipers, and a homemade miter box he's especially proud of. "X-acto makes one, but I can do finer work with mine," Noral says.

With a skew chisel you might mistake for a toothpick, or one of his jeweler's files, Noral turns out table and chair legs on his Dremel lathe. Its bed measures a wee bit longer than a new lead pencil.

"Turning is the only time I use magnification," he notes, mounting square stock for between centers work. "I use a 'Yankee' chuck. It has a selection of square 'tubes' you pull in or out to mount different size stock. I can go from 1/4" square down to 1/16"."

Noral's drill press stands no higher than a tall drink of water. It doubles as a router table. To make lips and fancy edges on furniture tops, he mounts a Dremel Moto-Tool fitted with a No. 193 cutter bit in the drill press. Then, he maneuvers the workpiece around the bit. Noral tidies up the bits of debris with a hand-held Dust Buster.

### JIGS FROM THE MEDICINE CHEST

You won't find jigs for making teeny dovetails in Noral's shop (that's not



A shoebox holds all the tools you need for building miniature furniture. Jeweler's files double as lathe tools. An X-acto knife becomes your table saw. Other tools Noral has collected from various sources fill the bill for tiny tasks.



To hold the Queen Anne chair in the correct position for gluing its curved frame, Noral made a jig from illustration board.



In 1:12 scale, this grandfather clock stands only 7" tall, but has full-size detail. The rocker features a worn leather seat.



For turning a table leg, Noral employs magnification. He uses a jeweler's file to shape the 1/8" basswood stock held by the adjustable "Yankee" chuck.

his forte). You will find an occasional vitamin bottle, though.

"To bend the wood for the Beidermeier rolltop to exactly the right diameter, I searched for a vitamin bottle with the dimension I needed," Noral relates. "Then, I dipped the wood in hot water for about 15 minutes, put paper toweling on both sides, and bent it around the bottle. Rubber bands held it in place until it dried. It came out perfect!"

In full-scale shops, woodworkers utilize lots of plywood for making special-purpose jigs and fixtures. Noral doesn't manhandle heavy 4x8' sheets through his shop. Instead, he builds occasional jigs from standard-size sheets of illustration board. One jig Noral uses holds the contoured shape of a Queen Anne chair frame in place for gluing, see photo, *left*.

## FINISH FIRST FOR FINE FURNITURE

In miniature furniture, it's the finish that unquestionably separates the so-so from the collectible, and there's no such thing as being too discriminating. Notes Noral: "Too much or too heavy a finish throws a piece out of scale, just like open-grain wood."

He avoids buildup and concealment of detail by finishing as much of a piece as he can *before* assembly. "That way, I avoid the glue smear problem, too," Noral notes.

First, he sands all the pieces with 220-grit garnet paper, wipes them off, and colors them with oil-base stain, which he intermixes to achieve the look of various different woods. "After the stain has completely dried, I use fine steel wool (No. 000) to reduce the wood fibers on round parts, and 600-grit paper for flat surfaces. It's really a smoothing and polishing technique," he explains.

Next comes the first of usually two, sometimes three, coats of a lacquer-based, semigloss, clear finish. "To avoid runs, I brush it on irregular surfaces and spray it on



Upholstered pieces require searching for small-patterned fabric. Fine silk covers the Louis XV sofa. Noral folds and glues seams, rather than sewing them.

large, flat surfaces. But, I'm careful not to put any topcoat where I have to apply glue," Noral advises. Sanding between coats with fine steel wool and 600-grit paper also helps minimize buildup and removes any brushstrokes. And, frequent use of a tack cloth to remove all dust and sanding particles is a must.

"For a final coat on shaped parts, I use a hard paste wax," says Noral. "On flat surfaces, such as tabletops, I do a last polishing with pumice before I apply the wax."

To assemble, Noral doesn't put down a bead of glue on the pieces to be joined. Instead, he lays down a thin film of white glue on both surfaces to limit squeeze-out.

## ADVICE FOR TRAVELS TO LILLIPUT

"You don't need a lot of equipment to make miniatures," says the master miniaturist. "I know some people that have basements full of equipment, but I simplify things. You need two wooden drawing boards — one for cutting and sanding, the other for finishing — some knives, small files, and a little drill. You can start out with kits. There are some nicely detailed ones that sell for \$7

and up in miniature shops." In fact, Noral built a miniature pump organ for his daughter from a plastic kit. "By the time it was finished, you wouldn't know that it wasn't wood. You can embellish them, change the hardware, and add as much detail as you want to try," he offers.

Beginners quickly find out that making miniature furniture often requires some scrounging to make the scale parts fit. For the grandfather clock, for example, *left*, he hit a stone wall when it came to assembling the movement, hands, and face. The movement eventually came from a battery-operated wristwatch, while Noral found the moon dial face and serpentine hands in a miniature shop. The hardest problem developed in mounting the paper-thin hands to the movement. After considerable searching, Noral found a sympathetic jeweler to accept the challenge and solve the dilemma.

Unlike the other pieces Noral makes, he's planning to keep the grandfather clock. Some things just take so much time they're too difficult to part with. ♣

Produced by Peter J. Stephano  
Photographs: Bob Hawks

# You'll Reap One-Of-A-Kind Treasures When You **HARVEST YOUR OWN BOWL BLANKS**

 [Print this article](#)

To show just how to go about harvesting your own blanks, we did a lot of reading, interviewed three blank hunters, and then set out with a chain saw and camera to try out what we learned.

## **WHERE TO LOOK FOR NATURE'S BOUNTY**

Before you set out prospecting, bear in mind that trees, even downed trees and stumps — which are what you're after — belong to someone. You'll be hunting on someone else's land, so introduce yourself and explain what you'd like to do.

Many timber owners will appreciate being offered a few dollars for a portion of a fallen tree, and some probably will let you remove it for free. Show specimens of your finished bowls, and an owner might even volunteer to be on the lookout for the odd stump, crotch, or burl that very well may hide some magic inside.

Check farms, wood lots, areas being cleared for new homes. You can find unburied treasure just about anywhere trees grow. Other possibilities include:

- **National Forest Service** offices issue permits for wood-gathering on federally administered lands. John Lea, one of our woodturner consultants for this article, reports that the Forest Service office charges \$10 for a license to collect up to four cords of "dead and down" wood in his favorite hunting ground near Flagstaff, Arizona. Some state, county, and local parks do likewise.

- Many **firewood companies** will be happy to sell you logs for more than they'd go for as fuel, especially if you're willing to cut them up and haul them yourself.

**Attention, turners:**  
**Thar's bowls in them thar trees. Yes, an ordinary fallen log or stump can be a "bowl mine" for any turner willing to chain saw it into turning blanks. Invest a few pleasurable hours traipsing through the woods, and you can come home with enough handsomely figured blanks to feed your lathe all winter, almost for free. What's more, you gain the satisfaction of following a project from nature to the beautifully finished end result.**

---

- **Nurseries and tree surgeons** might know about prize specimens practically in your own backyard. If they can charge a homeowner to remove a dead tree, sell you select pieces at a premium, and get rid of the rest as firewood, they gain three ways instead of two.

- **Contractors** clearing trees threatening power lines leave a bounty of downed wood in their path. Again, ask permission; these trees usually remain the property of the landowner.

Maple, elm, walnut, cherry, butternut, apple — just about any species of hardwood can yield a beautiful bowl, but the harder and more exotic, the better. With bowl blanks, figure and grain are the names of the game. So keep an eye out for the parts of trees in which these are most interesting, namely stumps, crotches, and nodes where branches tried to grow and failed.

Once you've found a likely candidate, slice off an inch or so in order

to get a good look at the wood. Note especially where the pith (center of growth) is located. You want to avoid the unstable pith (which will almost certainly crack) and the area immediately around it when you lay out the cuts for your blanks.

## **SEALING THE BLANKS — THE KEY TO MOISTURE LOSS**

The slabs you've just cut out will probably be heavy (and they'll seem even heavier if you have to lug them very far). Moisture accounts for most of the weight in newly cut wood. You need to retard the rate at which that moisture evaporates. If wood dries out too quickly, it tends to check and split, making it useless for turning.

Blocks can begin to crack within hours, so we seal end-grain cuts by immediately coating them with Seal-tite (see the Buying Guide on page 49 for ordering information). Other turners use paraffin, shellac, varnish, floor wax, even old latex or oil paint to seal their blanks. We liberally slosh on Seal-tite with a brush. Seal only the end grain; if you seal the whole blank, the piece will take too long to season.

## **TURN NO BLANK BEFORE ITS TIME**

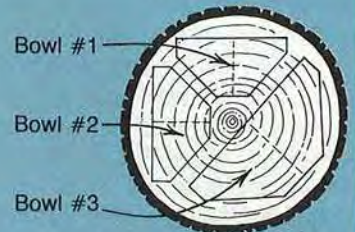
Store the freshly cut blanks in an area that's unheated but protected from rain and direct sunlight — in the garage, for example, or under plastic on the north side of a building. As a precaution, if you see any bugs on the wood, spray or dust it with an insecticide. Stand the blocks on their sealed ends, with about an inch of air space around each one. This allows the blanks' surfaces to dry and minimizes fungus growth.



After marking the bowl profiles on the end of the spalted-maple log section with a felt-tipped marker, we slabbbed the bowl blanks to size with a chain saw.

### HOW TO LAY OUT AND CUT BLANKS

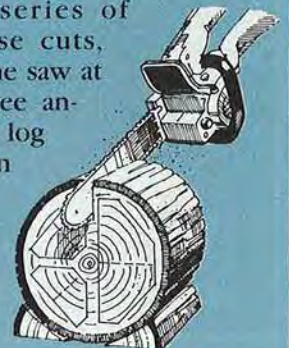
To maximize bowl blank size, use a crayon, chalk, or marker, and draw profiles on the log's end for the blanks you'll be cutting.



Try to capture the most intriguing grain patterns (see our step-by-step photos on the next page for details). Once you've laid out the blanks, measure the widest one, add a couple of inches for waste, and cut the log to that length as shown in the drawing below.



Roll the sawn section away from the main log, and examine the grain exposed by your second cut. If new defects show up, you may want to revise your layout. Finally, brace the log so it won't roll, and make a series of lengthwise cuts, holding the saw at a 30-degree angle to the log as shown at right.



Check your stockpile every few days. You'll notice the blanks getting lighter and lighter as they lose water and seek moisture equilibrium with the air around them. Some turners use food or baby scales to weigh their blanks to the nearest ounce; others gauge a blank's weight by simply hefting it. Eventually, you'll notice that a block has stopped losing weight. This means that its moisture content has come into harmony with the air around it. Once the blank has remained the same weight for several weeks, you can then move the block inside to dryer, heated air.

Indoors, choose a location that's warm but not extremely dry, well away from the furnace or woodstove. In a few days you'll notice the wood again losing weight as it releases more moisture to its drier environment. The losses are more

subtle now, and a scale really comes in handy to check for weight loss. When its weight remains unchanged for about three weeks, consider the blank adequately seasoned and ready for turning.

### ONE GOOD WAY TO HURRY NATURE ALONG

Thick blocks of wood can take a year or more to dry thoroughly. Don't worry though, you can speed up the process. One method is to turn the unseasoned blanks into bowls with 1"-thick walls. Then, coat them completely with any of the sealants mentioned earlier.




Store these bowls first in an unheated space, and monitor their weight loss. After they stop losing weight, bring them inside and continue weighing them once a week until they again stop losing weight.

*Text continues on page 47*

# BOWL BLANKS

## WOOD TAKES TO THE WOODS

One sunny day early last spring, Marlen Kemmet and Lee Gatzke, two of the harder-core bowl turners on our staff, decided to duck out of the office and do some field work for this article. They wanted to follow up on a HOT tip they'd received from a sawyer in north-central Iowa. It seems that they were on the trail of some fantastic-looking spalted maple (see the discussion on spalting, far *right*). Here's what they found, and how they went about harvesting their newfound treasure.





**1** Luck was with us! That maple log was exactly where we'd been told it was. Our source said the remaining section was originally near the top of the tree, probably about 30 feet from the ground. The lower part of the trunk had already been hauled off to a saw mill.

Lying in a pasture near the edge of a wooded area, the maple log had been exposed to the elements for over three years.

**2** Using a chain saw, we sliced an inch off the end of the log, and here's what we discovered — a handsomely spalted pattern. At that moment we both experienced what early miners probably felt when they struck gold.

Note the pith (see the arrow) located to the left of center. Its position will determine how we lay out the bowl profiles.

**3** After examining the log, we decided that the end section could yield three good-sized bowl blanks. Drawing the profile of several bowls provides a good indication of the largest size bowl we'll be able to turn from each blank later. Note, when drawing each bowl's profile we avoided the pith, just above Lee's right hand.

**4** Normally we cut the length of the log to the diameter of the largest bowl, plus a couple of inches. Because of previously cut branches, we found it easier to cut a section *twice* the diameter of the largest bowl, plus three inches, and trim the blanks in half later. Also, notice how we propped the log up with a limb to prevent sawing into the ground and dulling the blade.

**5** For our first cut along the length, we had to make one pass, roll the log over, and make another. Brace the log well, and hold the saw at a 30-degree angle to the cut for ease in cutting and better control.

**5A** For the second cut we set the log section on end. Our 16-inch chain saw handled this lengthwise cut in a single pass. Finally, we cut each length in half to obtain two good-sized bowl blanks from each section.

**6** Next, we turned our attention to the mushroom-topped stump of that same maple tree. Stump wood often makes the best blanks of all. In this case, the exposed top let in lots of moisture — one of the key ingredients for spalting.

**7** Sure enough, a thin, vertical test cut exposed this spalted veining. A bowl turner's bonanza!

**8** With a series of vertical cuts we sliced the stump into several slabs. Again, we took care to cut around the pith and avoided dulling the saw blade in the dirt.

**9** The stump made a handy bench for holding the slabs as we marked and trimmed them into bowl blanks. The size and shape of the slabs helped determine the size and quantity of blanks we could get from each slab. We figured we could get one large blank and two smaller ones from the original slab. The bigger the blanks you can cut, the more options you'll have when it comes time to mount them on your lathe.

**10** To slow down the drying process, we coated the end grain of each blank in the field with sealer. On hot days, we've experienced bowl blanks beginning to check within hours after cutting if left uncoated. You don't need to coat edge or surface (face) grain or surfaces that are still covered by bark. The moisture leaves these surfaces at a slow enough pace. Coating more than the end grain can cause the blank to dry too slow, and it can be years before the blank is dry enough to turn without cracking.

The time it takes for a rough-turned bowl to dry varies widely — from six weeks to six months or more — depending on its initial moisture content, the temperature, humidity, the bowl's thickness, and the thickness of the sealant.

You can expect weight losses from a few ounces up to more than half the piece's initial weight. After a rough-turned bowl has stopped losing weight for at least three weeks, you can remount it, finish turning, and apply the finish.

Recently, some turners have been experimenting with drying rough-cut bowls in a microwave oven, a process that offers lots of promise for anyone in a rush to transform a piece of wood from one life to another. We'll be delving into microwave wood drying in a future issue.

#### **SPALTING — MOTHER NATURE'S CALLIGRAPHY**

After a tree dies it goes through a long, slow process of decomposition. This often enhances the wood's beauty in much the same way that a few wrinkles or gray hairs bring character to a person's appearance. Part of the decaying process, known as spalting, spices up bland woods and brings a gleam to a bowl turner's eyes.

Spalting works like this: Under the right conditions, as a log begins to decay, fungi enters the log and begins to decompose the wood. Gradually the spreading fungi create black or dark brown markings. Some spalting looks as delicate as Chinese calligraphy. Other patterns appear like broad strokes from an avant-garde painter's brush. Like snowflakes, no two spalted designs are ever the same, even six inches down the same tree.

You'll usually find spalting occurring in downed trees, exposed to plenty of moisture and in areas with rich soil. Woods most likely to spalt include birch, beech, elm, gum, most fruitwood species, and (especially) maple. Mushrooms growing on a maple stump signal that spalting *may be* taking place.

*Continued*

## BOWL BANKS

### JOHN LEA: HUNTING ALLIGATORS IN ARIZONA

When John Lea, a professor at Arizona State University and an avid turner, sets out to prospect for burls, he and Phil Brennion, a wood sculptor friend, prepare for an expedition. Into a four-wheel-drive truck go a couple of chain saws, a two-man handsaw, pry bars, a shovel for when they get stuck, towing cables, gloves, a tape measure, ear protectors, safety glasses, a first-aid kit, plus food, water, and camping gear for a couple of nights out in the open.

Their quarry? John and Phil hunt pine, oak, juniper, aspen, citrus, walnut, manzanita, mesquite, and other exotic species. But they look

especially hard for alligator juniper (*Juniperus deppeana*), a soft, lightweight, light red wood typically used for fuel and fenceposts because of its resistance to decay. The common name comes from the thick and rough, gray or blackish bark that looks a lot like the back of an alligator.

Arizona alligators grow at elevations between 4,500 and 8,000 feet. These areas often fall under the jurisdiction of the National Forest Service or the Bureau of Land Management. The Forest Service manages 12 million acres in Arizona, divided into six national forests. Before heading for the boondocks,

they check in with a Forest Service office, get a wood-gathering permit, collect maps, and determine where wood gathering operations have taken place. With this information and a general knowledge of the mountains, they can block out an area to search.

"We have our best success driving along old back roads with binoculars at hand," John says. "These let us check out a likely looking stump without wasting a lot of time climbing up and down hills and washes only to discover that what looked like a perfect burl turns out to be a less than perfect boulder."

### MARY REDIG: SCAVENGING DEADWOOD IN MINNESOTA

Mary Redig enjoys finding wood to turn *almost* as much as she loves turning it into delicate, thin-walled plates and vases. She sifts through friends' firewood, checks neighbors' fresh-cut and dead trees, and hangs out at sawmills. But she often finds some of the best pieces on jaunts through the woods just down the road from her house in Shoreview, Minnesota.

"Even my children get in on the act," she says. "If we're out on a bike ride and they notice a piece of wood, they point it out to me. Lots of times I come home balancing a hollowed-out log in my bike's basket."

Mary doesn't cut blanks in the field. Instead she saws off logs twice as long as they are thick, brings them home, and cuts them into slabs on her band saw or uses her chain saw on larger pieces.

Burls stay in the shop because, she's discovered, they season fine there. Logs go outside, first to a damp area on the north side of the house, then after a few months to a drier spot. Mary lays the logs on sheets of tin and covers them with plastic to retard the drying. She also seals the end cuts, either by rubbing on wax in the field or by dipping them in melted paraffin later.

### PETER SIELING: MINING A WOODLOT IN UPSTATE NEW YORK

For hardwood lumber dealer Peter Sieling, bowl blanks are a profitable part of his woodlot operation.

"Because I sell stock, I'll cut the entire trunk into blocks, but I pay the most attention to the stump and crotch areas," Peter says. "These generally have the most interesting figure and will make the prettiest and most valuable bowls. After cutting the blanks to rough size with a chain saw, which leaves a wide and uneven kerf, I finish cutting the individual blocks on a 36" band saw. The result is a stack of rectangular rather than square blocks. The extra length is insurance. In spite of all precautions, the ends of blocks

will sometimes crack. With the extra length, I can later saw off the crack without reducing the final bowl diameter," states Peter.

Like Mary Redig, Peter dips the cut ends of blocks in melted paraffin. "Paraffin will spontaneously ignite if it gets too hot and should be used with extreme caution," he warns. "You'll know it's too hot when a dipped block sizzles like frying bacon."

Peter often rough turns 1"-thick bowls from green bowl blanks. First, he band-saws the blank round, mounts it to the lathe, and turns it until the wall thickness is approximately 1". Then, after removing it

from the lathe, and unfastening the faceplate, he seals the entire bowl with paraffin, and air-dries the rough-turned bowl.

"Because wood shrinks unevenly as it dries, the bowl becomes elliptical," he's learned. "Later, after the bowl has dried, I remount it on the lathe, turn it round again, and apply the finish. While thick blocks can take several years to dry, I can speed up the process to a few months by rough-turning the bowls and drying them instead of drying the entire blank."

**A sharp chain saw is a must for Peter Sieling when cutting bowl blanks in his woodlot.**



At home, John keeps some wood in his yard, covered with a tarpaulin and arranged to allow air circulation without exposure to the broiling Arizona sun. Drier pieces go into a residential garage with a west-facing metal door.

"On a summer afternoon," John observes, "this 'oven' reaches 130 degrees Fahrenheit and simmers the moisture out of the inventory. Our annual humidity averages 37 percent, but in the summer it may get down to three or four percent. Wood dries quickly here."

John Lea loves hunting and harvesting Arizona "alligators" in the high country near Flagstaff with his companion, and fellow turner, Phil Brennon.

"After cutting and before dipping, I use a marker to label the type of wood and the date harvested on the blank or log. Dipping the ends of the blanks seals the softer woods such as sumac and butternut," Mary notes. "But with hardwoods such as Minnesota's ironwood and lilac, I haven't found anything yet that works very well. I just let them crack where they will and salvage what's left."


In the field, Mary Redig, president of Minnesota Woodturners Association, checks first for the best cutting angle on a heavily burl'd dead tree.



#### BUYING GUIDE

- **Sealtite.** Green wood sealer, catalog no. 01W61, \$14.50 per gallon ppd. Woodcraft, 41 Atlantic Ave., P.O. Box 4000, Woburn, MA 01888. 🌿


Produced by Marlen Kemmet with James A. Hufnagel  
Photographs: Bob Calmer Illustrations: Jim Stevenson



# KNOW YOUR WOODWORKING ABRASIVES

If you think “abrasives” means sandpaper and steel wool, you’ve only scratched the surface.

With the large selection of products now available, you’ll find it easier than ever to smooth your way to a fine finish.



Hot new sanding belts in cool blue: Zirconia alumina belts remove stock fast and outlast all the others.

 Print this article

## COATED ABRASIVES: SANDPAPER AND A WHOLE LOT MORE

Coated abrasives include products made up of abrasive minerals bonded to a backing material with a glue or resin bonding agent. Yes, they still come in the familiar sheets, disks, belts, and drums. But you’ll also find them on other backings: cords, cloth strips, and sponge-backed blocks for sanding contoured surfaces and getting into tight places. Each form has its uses, as shown in the chart *on the facing page*. But no matter which form you choose, you also have to pick the right *abrasive minerals* and *grit sizes* to get the best results.

### FIVE OPTIONS IN ABRASIVE MINERALS

When selecting abrasive coatings, you can choose from two natural minerals (flint and garnet) and three manufactured ones (aluminum oxide, silicon carbide, and zirconia alumina).

### Flint: Inexpensive, but no bargain!

Flint, the original sandpaper mineral, has been practically obsoleted. It breaks down easily and dulls more quickly than the other abrasive minerals. If you can find flint, it will be in sheet paper only. Our advice: don’t waste your money.

### Garnet: A fast-cutting paper for hand sanding

Garnet remains the woodworker’s favorite for most hand-sanding operations. This mineral fractures easily as you sand, producing extremely sharp edges—great for quickly removing material by hand. However, even the finest grit garnet papers don’t leave quite as smooth a surface as aluminum oxide or silicon carbide papers. For this reason, when hand-sanding hard woods, we generally use garnet papers up to 150-grit, then finish-sand with 220-



Abrasive minerals by color: 1. silicon carbide, 2. aluminum oxide (coated with zinc stearate), 3. aluminum oxide (coarse) 4. aluminum oxide (fine), 5. garnet, 6. flint.

grit aluminum oxide or silicon carbide paper.

Also, garnet won't hold up to the pressure exerted by power sanding machines nearly as well as aluminum oxide or zirconia alumina.

### Aluminum Oxide: An all-around performer

You'll find aluminum oxide available in more forms than any other abrasive mineral—sheets, disks, drums, sanding blocks, cords, and nonwoven finishing pads. The light-to dark-brown, wedge-shaped particles resist fracturing, but aren't as sharp as garnet. This durability makes aluminum oxide good for power sanding, because machine speed compensates for its slower cutting properties. Use the finer grits (220, 320) for final dry sanding before applying the finish.

### Silicon Carbide: Use it for finish sanding, wet or dry

Silicon carbide particles have extremely hard, sharp edges that cut faster than aluminum oxide or garnet. We found that fine-grit silicon carbide sheets cut faster and last much longer than aluminum oxide.

So, we prefer these for finish-sanding hardwoods by hand and, with a waterproof backing, for wet-sanding bare wood and finishes between coats (see page 53). But silicon carbide costs more than garnet or aluminum oxide, and it doesn't work quite as well as garnet for rough-sanding by hand. It also doesn't hold up as well as aluminum oxide for power sanding.

### Zirconia Alumina: Good news for power sanding

If you haven't heard of this bright-blue mineral, you're not alone. Developed by Norton Abrasives, under the trade name *NorZon*, it's the newest, most expensive, and most specialized of the manufactured abrasive minerals.

For the home woodworker, zirconia alumina comes in belts in standard sizes and grits for portable and stationary belt sanders. You'll also find it in 9" adhesive-backed disks for disk sanders, and in smaller sizes for drill sanding attachments.

Zirconia alumina products cost between 10% and 20% more than their equivalent in aluminum oxide. But its self-sharpening characteris-

tics and ability to withstand heat and pressure make zirconia alumina the most durable, long-lasting abrasive mineral for power sanding. And, it cuts faster than any abrasive mineral. We recommend 100-grit belts for rough sanding with a portable or stationary belt sander. You won't get these advantages when hand sanding, so you won't find it in sheets. If you can't find a local supplier for NorZon products, contact Norton for dealers in your area. See buyer's guide on page 53.

### GRIT SIZES: OUR RECOMMENDATIONS

Grit number (or mesh number) refers to the particle size of the mineral used for the abrasive. The numbers range from 36 grit on coarse abrasive belts to 600 grit on very fine silicon carbide papers. However, the sanding products you'll most often use fall within the 60- to 220-grit range.

When sanding bare wood prior to finishing, you don't need to work your way through the full range of available grit sizes, especially if you use a power sander for some of the work. For instance, to smooth a flat surface, we usually start with a portable or stationary belt sander equipped with an 80- or 100-grit aluminum-oxide belt. Then, we switch to a finishing sander, using 150-grit or 180-grit garnet paper, then 220-grit aluminum oxide paper. The chart at *left* lists the recommended abrasives and grit sizes for various sanding procedures.

Here's what we usually stock in the WOOD shop:

- Sheet paper: garnet, 60, 80, 100, 150 grit; aluminum oxide, 220, 320 grit.
- Belts for portable belt sander: aluminum oxide, 60, 80, 100, 150 grit.
- Belts for stationary belt sander: aluminum oxide, 80 or 100 grit.
- 9" disks for stationary disk sander: 60, 100 grit.

The above abrasives handle most of our sanding chores, so we try to keep a good supply on hand. We buy more specialized abrasive products as we need them.

## CHOOSING THE RIGHT ABRASIVE FOR THE JOB

| Application   | Tool/Product                                  | Abrasive                                 | Grit                    |
|---|---|--|-------------------------|
| Surfacing rough wood, fast stock removal                            | Surface sander, belt sander                   | Aluminum oxide, zirconia alumina         | 36-80                   |
| Rough-sanding mill marks, saw marks, defects, end grain             | Orbital sander, belt sander, disk sander      | Aluminum oxide, zirconia alumina, garnet | 60-100                  |
| Smooth sanding  | Orbital sander, disk sander, sheet sandpaper  | Aluminum oxide, garnet, silicon carbide  | 120-320                 |
|   | Sanding blocks, non-woven pads                | aluminum oxide, silicon carbide          | medium-fine             |
| Sanding contours  | Sanding drums, disks, flappers, cords, strips | Aluminum oxide, garnet, silicon carbide  | 80-320                  |
|   | Sanding blocks, non-woven pads                | aluminum oxide, silicon carbide          | coarse-fine             |
| Wet sanding, applying stains or oils, sanding between finish coats. | Sanding sheets non-woven pads                 | silicon carbide aluminum oxide           | 240-600 fine-extra fine |
|   | steel wool                                    |  | #00-#0000               |

*Continued*

# ABRASIVES

## OPEN-COAT VS. CLOSED-COAT PAPERS

Here's yet another decision to make. On closed-coat sandpapers, the abrasive mineral covers the entire surface. On open-coat papers, the mineral covers only 50-70% of the paper's surface, so they won't clog or fill up as quickly as closed-coat papers. We generally use open-

coat paper on resinous softwoods and other woods that tend to "load up" or clog the paper; also for power sanding. Closed-coat paper cuts faster because it has more abrasive mineral on the surface, which makes it a better choice for most hand-sanding chores.

Manufacturers treat some of their silicon carbide and aluminum oxide papers with zinc stearate to keep them from loading up. The treatment also turns the paper off-white, as shown in the photo on page 50. We like to use these papers in the finer grits for finish sanding.

## FLEXIBLE ABRASIVES FOR SANDING CONTOURS

The following specialized sanding products will help you smooth out the curves and get into those hard-to-reach spots. For sources, see our buyer's guide on page 53.


**Foam sanding blocks** have a backing of flexible sponge material with an aluminum-oxide abrasive coating on one, two, or four sides. The palm-size blocks measure about 3" wide by 4" long by 1/2" to 2" thick. As shown in the photo *at right*, the abrasive may be bonded directly to the pad (1), attached with a hook-and-pile fastener (2) or bonded to an intermediate fabric backing (3, 4). When the blocks clog up with sanding residue, just wash them in clean water and reuse.

We found that all of these blocks work well on flat and contoured surfaces, but are too flexible to use for a sharp edge or corner.

**Cloth-backed sanding strips**, or *shop rolls*, come in standard grit sizes from 40 to 240 grit. You can buy the 50-yard rolls in 1", 1 1/2" and 2" widths. They're great for hand-sanding contoured shapes, such as turned spindles. Keep a roll handy next to your lathe.

**Abrasive cords** get you into those tight spots that other sanding products won't reach. Made exclusively by the Mitchell Company, the aluminum oxide-coated cloth cords come in widths from 1/16" to 1/4", and standard grits from 120 to 200.

In addition to these products, you'll find two nifty power tool attachments for contour sanding—flap sanders and inflatable sanding drums (see photo *at right*).



Sand "paper" alternatives include foam sanding blocks (1-4), cloth-backed sanding strips (5), and abrasive cords and tapes (6). Use these products for sanding contoured surfaces and getting into tight spots.



Flapper-type sanders fit portable drills. The one shown here is the Sand-O-Flex from Merit Abrasives.



Inflatable drum sanders fit portable drills, drill presses, and lathes. You inflate them with an air pump.

## SPECIALTY ABRASIVES FOR A FINE FINISH

The sanding process on bare wood usually ends with 220-grit sandpaper. Then you apply the finish of your choice. But in some cases, you may need an even smoother surface prior to applying the finish. In such situations, you can wet-sand with fine-grit wet/dry sandpapers, or use steel wool or nonwoven finishing pads for final smoothing.

You also can use these products to smooth and level sealers and finishes between coats. We have found that the fine-grit finishing pads also work great for applying penetrating finishes, such as Danish oil or tung oil. (See photo *below*.)

**Wet/dry sandpapers** come in most of the standard grit sizes, though you'll usually use 220- to 600-grit papers for wet-sanding wood and finishes. These silicon carbide papers have a waterproof bonding agent and backing.

**Steel wool** comes in seven grades, ranging from #3 (coarsest) to #0000 (finest). Use the coarser grades for removing chemical paint strippers during refinishing. Use the finer grades (#00-#0000) for smoothing contoured surfaces prior to applying a finish, and between finish coats.

Steel wool has always elicited two major complaints from woodworkers—it rusts, and it sheds tiny strands of steel, which you must then remove with a tack cloth.



*Above:* For a hand-rubbed finish, use lemon oil or paraffin oil and a felt cloth to rub out finishes with pumice and rottenstone.

*Right:* Non-woven finishing pads work great for smoothing wood while applying oil finishes; also for leveling hard finishes between coats.

To prevent rust, most manufacturers put a light coat of oil on the steel wool pads. This oil may affect the adhesion or penetration of some stains and finishes. We suggest that you soak the pads in acetone or lacquer thinner to remove the oil before using them. High-quality steel wools have longer strands, so they won't shed quite as much as low-quality ones. Some are also oil-free. See buyer's guide at *right*.

**Non-woven finishing pads** have the best qualities of wet/dry sandpaper and steel wool. The 1/4"-thick nylon fiber pads easily conform to contoured surfaces, won't shed, and can be cut into various shapes and sizes. Most come impregnated with silicon carbide or aluminum oxide powders in various grits, which are labeled *coarse* to *extra fine*.

We have found that these pads outlast steel wool and sandpaper.

**Pumice and rottenstone** have one purpose only—to rub out the topcoat of hard finishes, such as lacquer, varnish, and shellac. (Don't use them on oil finishes). You mix these powdered abrasives with an oil lubricant, such as paraffin oil or lemon oil, and apply them with a felt pad. Pumice comes in coarse and fine grades. You start with the coarse grade, then go to the fine grade. If you want an even higher polish, follow up with rottenstone mixed with a lubricant.



Produced by Jim Barrett with David Donnelly

## WHERE TO BUY ABRASIVES

You can buy these products in hardware stores, home improvement centers, and woodworking supply catalogs. For more information, call or write to these sources:

### Zirconia alumina belts and disks

- Norton Company, Abrasives Marketing Group, Worcester, MA 01606-2698, 1-800/524-2110

### Abrasive cords and tapes

- E.C. Mitchell Co., P.O. Box 607, Middleton, MA 01949-0907, 617/774-1191

### Inflatable sanding drums

- Fine Tool Shops, 170 West Road, P.O. Box 7091, Portsmouth, NH 03801, 1-800/533-5305
- Industrial Abrasives Company, 642 N. Eighth St., Reading, PA 19603, 1-800/428-2222
- Trimex Industrial, Dept W, Route 11, Mooers, NY 12958, 518/236-5521

### Cloth-backed sanding strips

- Jet Equipment & Tool, 1901 Jefferson Ave., Tacoma, WA 98402, 1-800/426-7941
- Norton Company (see above)

### Flapper sanding attachments

- Merit Abrasive Products, 201 Manville, Compton, CA 90224, In Calif.: 213/774-6650, Outside Calif.: 1-800/421-1936

### Non-woven finishing pads

- 3M Home Products Division, 3M Center, Bldg. 223-4S, St. Paul, MN 55144, Att'n: Tom Nelson
- Glit, Inc. 809 Broad St., Wrens, GA 30833-0709, 1-800/431-2976
- Norton Company (see above)

### Premium steel wool

- Liberon, P.O. Box 1750 Dept. W., Mendocino, CA 95460, 707/937-0375
- Garrett Wade, 161 Avenue of the Americas, Dept. W, New York, NY 10013, 1-800/221-2942

Photographs: Bob Calmer and Jim Kascoutas

# ONE GREAT-LOOKING MANTEL CLOCK

NO MATTER HOW YOU LOOK AT IT



The decision to build comes easy. But, deciding where you'll display it may be a pleasant dilemma. Right at home on a mantel or handsomely hung on a wall, our cherry-cased clock fits well into almost any decor and adds a bit of class to any room.

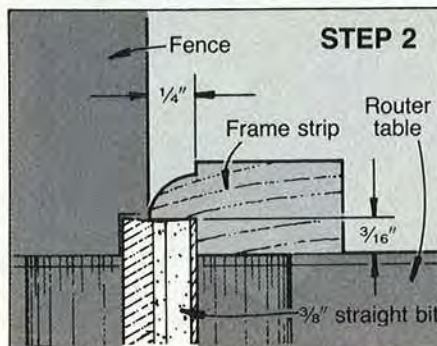
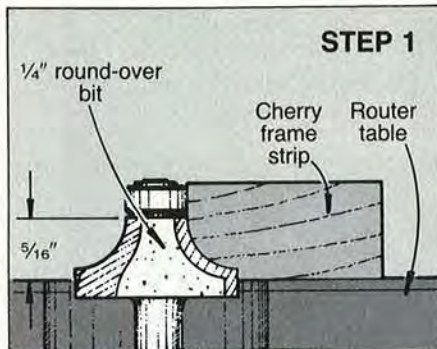


## MAKING THE FRONT AND SIDE FRAMES


**Note:** You'll need some  $\frac{1}{2}$ " stock for this project. You can resaw or plane thicker stock to the correct thickness or special-order it. See the Buying Guide on page 57 for our source.

**1** To make the front and side frame members (A, B), rip four 1"-wide strips of  $\frac{1}{2}$ " cherry 20" long as laid out on the Cutting Diagram on page 56. (It's easier and safer working with the long strips.) Rout a bead along one edge of each strip as shown on the Step 1 Drawing at upper right.

**2** Using the Step 2 Drawing as a guide, rout a  $\frac{1}{4}$ " rabbet  $\frac{3}{16}$ " deep in each frame strip where indicated. (You also can cut the rabbet on a table saw with a dado blade.)

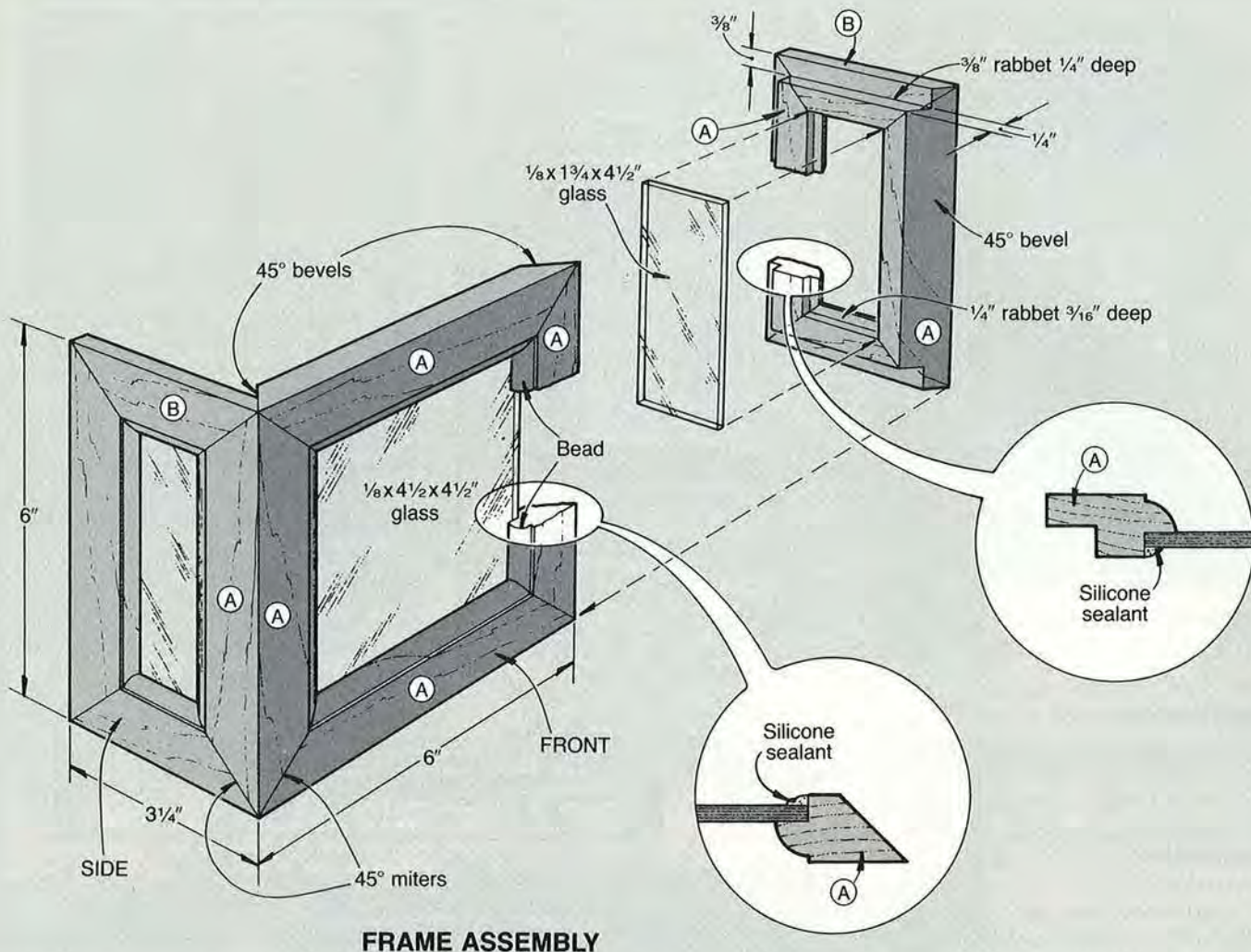


**3** Using a miter box, cut the eight A's and four B's to length as shown in the photo below. (We used a Japanese saw that cuts on the pull stroke to cut the pieces.)



Cut frame parts to length with a miter box and fine-tooth saw.





**FRAME ASSEMBLY**

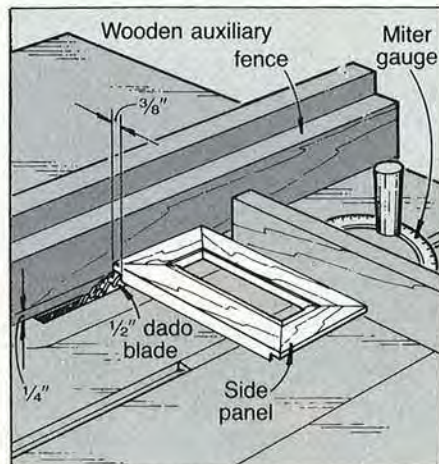
**4** To assemble the three cherry frames, spread glue on the mitered ends, and “clamp” them together (good face up) on a piece of scrap wood as shown in the photo below. (We found the frames too small and clumsy to clamp by ordinary means.) Wipe off the excess glue at each mitered joint with a damp cloth. Later, remove the frames, and sand each frame smooth.



Nail frame parts to scrap to “clamp” them together tightly.

### JOINING THE FRAMES

**1** Mount a dado blade to your table saw. Using the miter gauge, cut a 3/8” rabbet 1/4” deep on the top, bottom, and back edges of both side frames as shown in the drawing below. (Don’t rabbet the front frame.)



**2** Switch back to a 1/8” blade in your table saw, and tilt the blade to 45° from center. Now, bevel-rip the front edge of each side panel and both side edges of the front panel. (Do not narrow the width of the panels when ripping.)

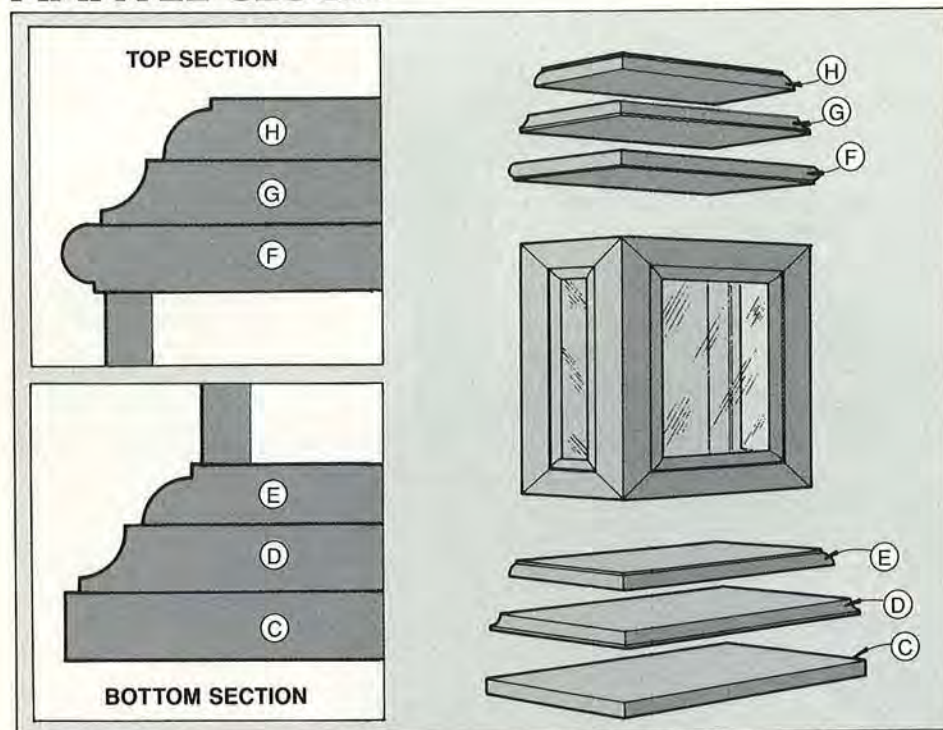
**3** To form the U-shaped framework, glue and tape the side frames to the front frame, checking for square. (We used duct tape to hold the frames together until the glue dried. We also used a scrap spacer between the side frames to hold them square to the front frame while the glue dried.) Later, scrape off any squeeze-out, and lightly sand the assembly smooth.

### FORMING THE TOP AND BASE

**1** Rip and crosscut the base and top parts (C, D, E, F, G, H) to the sizes listed in the Bill of Materials.

*Continued*

# MANTEL CLOCK

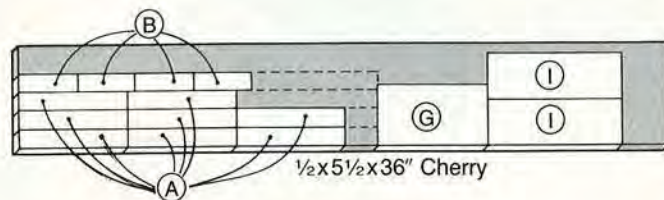
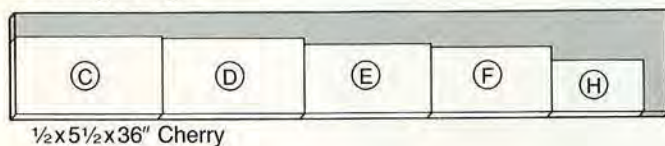


| Bill of Materials |                |        |        |                    |      |
|-------------------|----------------|--------|--------|--------------------|------|
| Part              | Finished Size* |        |        | Material           | Qty. |
|                   | T              | W      | L      |                    |      |
| A*                | 1/2"           | 1"     | 6"     | cherry             | 8    |
| B*                | 1/2"           | 1"     | 3 1/4" | cherry             | 4    |
| C                 | 1/2"           | 4 1/4" | 8 1/8" | cherry             | 1    |
| D                 | 1/2"           | 4 1/8" | 7 1/8" | cherry             | 1    |
| E                 | 1/2"           | 3 3/4" | 7"     | cherry             | 1    |
| F                 | 1/2"           | 3 5/8" | 6 3/4" | cherry             | 1    |
| G                 | 1/2"           | 3 1/4" | 6"     | cherry             | 1    |
| H                 | 1/2"           | 2 3/4" | 5"     | cherry             | 1    |
| I                 | 1"             | 2 1/2" | 5 1/2" | cherry (laminated) | 1    |
| J                 | 1/4"           | 5 1/2" | 6"     | hardboard          | 1    |

\*Parts marked with an \* are cut larger initially, and then trimmed to finished size. Please read the instructions before cutting.

**Supplies:** 1/8x5x6" mirror, 2 — 1/8x1 3/4x4 1/2" glass, 1 — 1/8x4 1/2x4 1/2" glass, 4 — #2x1" flathead wood screws, clear silicone sealant, double-faced tape, finish

## Cutting Diagram



**2** Rout a cove on the *front* and *side* edges of parts D and G, using the *top* drawing at *right* as a guide.

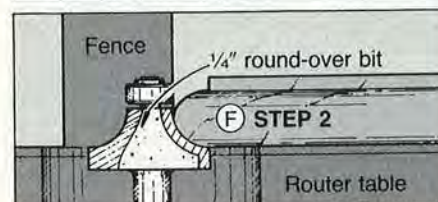
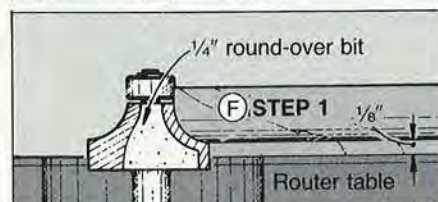
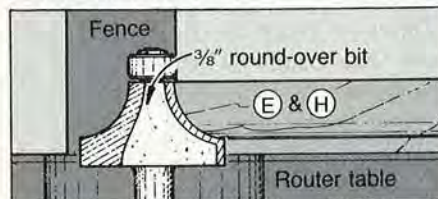
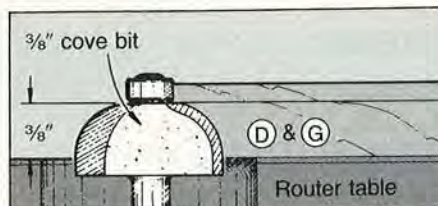
**3** Switch bits and, using the drawing second from the top as a guide, rout a bead on the *front* and *side* edges of parts E and H.

**4** Now switch to a 1/4" round-over bit, and make the routing cuts shown on the two-step drawing *below right* to form the decorative edges on part F.

**5** Sand the routed pieces smooth. With the back edges flush, glue, center, and clamp part D to C, and then later, part F to the C-D assembly. Repeat this process to laminate G to F, and later, H to the G-F assembly. Wipe off any squeeze-out with a damp cloth immediately.

## FINAL CUTTING AND ASSEMBLING

**1** With the back edges of the base and framework flush, glue them together, centering the framework from side to side. After the glue has

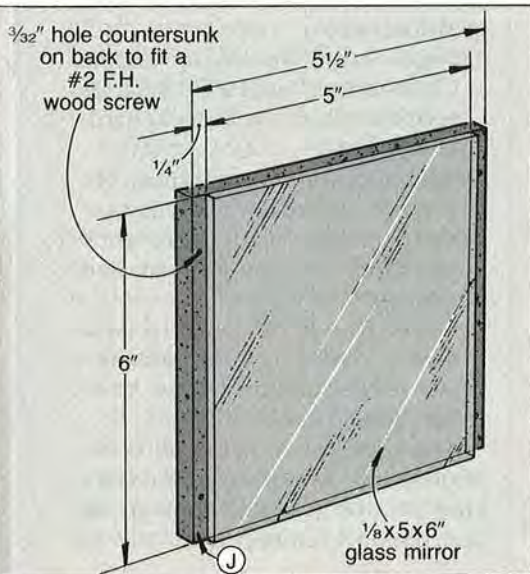
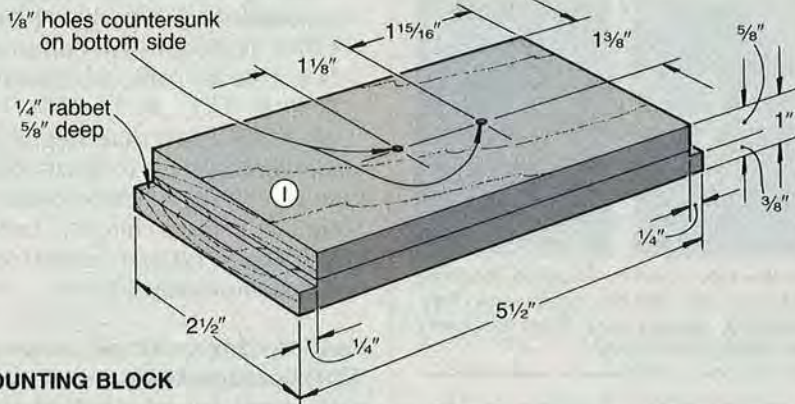
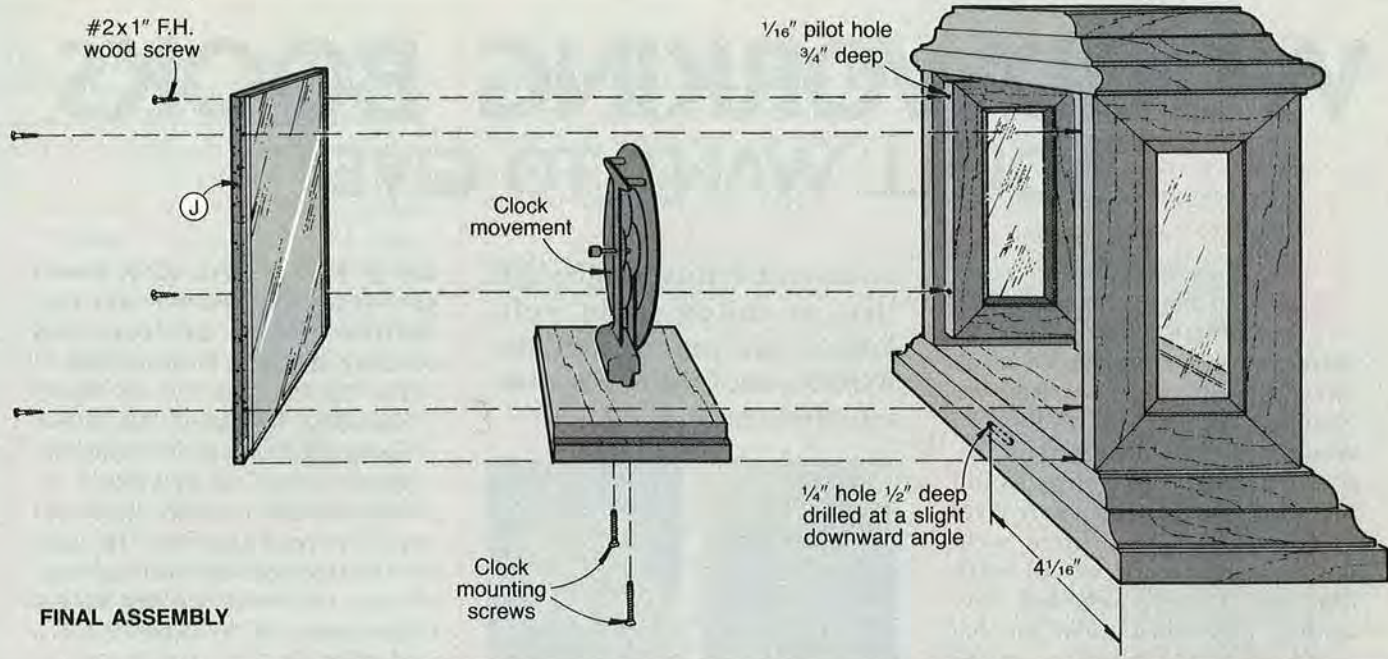


dried, remove the clamps and repeat the process to mount the top to the framework.

**2** To make the mounting block (I) for the clock movement, cut two pieces of 1/2"-thick cherry to 2 1/2x5 1/2". Laminate the two pieces face-to-face with the edges flush. After the glue dries, remove the clamps, and cut or rout a 1/4" rabbet 5/8" deep across the ends where shown on the Mounting Block Drawing. Check the fit of the mounting block in both rabbeted grooves in the clock housing (top and bottom); trim if necessary.

**3** Drill and countersink a pair of 1/8" holes through the mounting block where dimensioned on the Mounting Block Drawing.

**4** Cut the hardboard back (J) to fit into the rear rabbeted opening. Using the drawing at *right* as a guide, drill and countersink four 3/32" holes through the hardboard back for fastening to the back side of the clock housing later.



**5** Have a mirror cut to size, and fasten it to the hardboard back (we used double-faced tape). Get the three glass panels cut to size for the framework at the same time.

**6** Stain and finish the cherry clock pieces as desired. Position the glass panels in the rabbeted frames, and secure the glass panels in place with clear silicone sealant as detailed on the Frame Assembly Drawing on page 55. Now, mount the clock movement to the mounting block. If you choose to place the clock on a mantel or shelf, you simply slide the mounting block (I) into the bottom rabbet. If you prefer to wall-mount the clock, slide the mounting block into the opposite rabbet. You'll hang

the clock with the wide end up, as shown in the small opening photo on page 54.

**7** Position the hardboard back in the rear-rabbeted opening. Using the previously drilled holes as guides, drill 1/16" pilot holes 3/4" deep into the clock housing. Now, fasten the hardboard back (with the mirror attached) to the back of the clock housing.

**8** If you plan to hang the clock on the wall, drill a 1/4" hole 1/2" deep at a slight angle where shown on the Final-Assembly Drawing, above.

### BUYING GUIDE

• **Quartz skeleton movement.** Complete with brass time ring, catalog no. 10050, \$26.95. Requires one N battery, catalog no. 45004, 85 cents each. Movement and battery, \$27.80 plus \$3.30 shipping from Klockit, P.O. Box 629, Dept. WD12, Lake Geneva, WI 53147.

• **1/2" cherry.** 2 pieces measuring 1/2 x 5 1/2 x 36", catalog no. W4559, \$8.89 each, \$4 shipping. Craftsman Wood Service, 1735 W. Cortland Ct., Addison, IL 60101 or call 312/629-3100. 🌲

Produced by Marlen Kemmet  
Project Design: James R. Downing  
Photographs: William Hopkins  
Illustrations: Kim Downing; Bill Zaun

# WOODWORKING BOOKS YOU'LL WANT TO GIVE

**W**oodworkers never seem to have enough books. That's why books make perfect gifts. Here at *WOOD*, we all have our special favorites we wouldn't hesitate to bestow on woodworking friends (see box, *opposite*). But what books would other woodworkers choose to give?

We picked half a dozen well-known woodworkers, all with different backgrounds and specialties, and asked them the big question: "What book or books from your field of woodworking would you give to a beginner with similar interests?"

**Roger Cliffe, De Kalb, Illinois; professor of industrial arts, Northern Illinois University, author, and custom cabinet shop owner.**

- *Encyclopedia of Furniture Making*, by Ernest Joyce, 1987, Sterling Publishing Co., Inc., New York, hardcover, \$19.95.

"This isn't a project book, but it shows how things go together. Excellent line drawings actually help you build things or give you hints to design your own projects."

- *The Woodfinisher's Handbook*, by Sam Allen, 1985, Sterling Publishing Co., Inc., New York, softcover, \$9.95.

"This tells you all you need to know, from working the bare wood to obtaining the finest finish luster."

- *The International Book of Wood*, edited by Martyn Bramwell, 1984, Crescent Books, New York, hardcover, \$29.95.

"This is the neatest book I own. It tells you how wood has been used in different countries over the centuries. Don't read it cover to cover, but keep it within reach next to your armchair."

To assemble this holiday gift list, we asked some well-known craftsmen, and the *WOOD* staff, for their recommended reading.



*Clockwise:* Carver Harold Enlow, designer Ian Kirby, craftsman Roy Underhill, wood expert Paul McClure, and others, offer advice.

**Harold Enlow, Dogpatch, Arkansas; woodcarver, instructor, and author.**

- *Carving Animal Caricatures*, by Elma Waltner, 1972, Dover Publications, Inc., New York, softcover, \$3.95.

"It's a good beginner book. Everybody seems to like it, and that's why I do. Most everyone finds it a fun book with appealing designs and patterns."

"My favorite of the books I've written is for novice carvers:"

- *How to Carve Faces in Driftwood*. (Note: Harold's book is self-published. To order, write: Enlow Woodcarving, P.O. Box 34, Dogpatch, AR 72648. Price is \$10.20, including postage.)

**Ian J. Kirby, Cumming, Georgia; designer, cabinet and furniture maker, author, and teacher at Kirby Studios, Ltd.**

- *The Nature and Art of Workmanship*, by David Pye, 1968, Cambridge University Press, England, softbound, \$12.95.

"Every woodworker in the world ought to read this one. He gets you to think about workmanship. He says that workmanship adjusts to the nature of the times. Pye is a woodworker who writes."

- *On How To See, a Guide to Reading Our Man-Made Environment*, by George Nelson, 1979, Little Brown Publishers, Inc., New York, softbound, \$14.95.

"I'm concerned that beginning woodworkers have a visual education, too. George Nelson is one of America's great architects. And he gives you a visual experience through photographs."

**Paul McClure, Gilbert, Arizona; *WOOD* magazine's wood technologist, former wholesale hardwood buyer, woodworker, and instructor.**

- *Know Your Woods*, by Albert Constantine, Jr., 1975, Charles Scribner's Sons, New York, hardcover, \$12.95.

"A real good one for a layman. He covers all the woods you can possibly ever get and where they come from. It's easy to read, and entertaining as well."

- *World Woods in Color*, by William A. Lincoln, 1986, Macmillan Publishing Co., New York, hardcover, \$29.95.

"For the beginner, it has all color photographs of different wood. It's kind of like walking through an international lumberyard."

**Roy Underhill, Williamsburg, Virginia; master housewright at Colonial Williamsburg, host of a PBS television series, author.**

• *Dictionary of Tools Used in the Woodworking and Allied Trades, 1700-1970*, by R.A. Salaman, 1976, Charles Scribner's Sons, New York, hardcover, \$60. "545 pages filled with nothing but old hand tools! It's great!"

• *With Hammer in Hand, the Dominy Craftsmen of East Hampton, New York*, by Charles F. Hummel, 1976, University Press of Virginia, Charlottesville, Va., hardcover, \$25.

"A real immersion into the world of traditional craftsmen."

• *The Wheelwright's Shop*, by George Sturt, 1976, Cambridge University Press, Cambridge, England, softcover, \$11.95.

"I like people books that get you involved with thoughts as well as processes. My favorite quotation from this book: 'They were friends with oak and iron as only craftsmen can be. The grain of the wood told secrets to them.'"

**Russ Zimmerman, Putney, Vermont; woodturner, teacher, and author.**

• *Creative Woodturning*, by Dale Nish, 1980, Brigham Young University Press, Provo, Utah, softcover, \$12.95.

"For inspiration. It has a nice bunch of projects with lots of photographs for beginning turners."

• *Turning Wood with Richard Raffan*, 1985, The Taunton Press, Newtown, Conn., softcover, \$17.95.

"It explains and describes the work of one of the few well-recognized, legitimate turners who happens to be widely known."

• *Zimmerman Woodturning Letters*, by Russ Zimmerman, set of 12, \$30, from Russ Zimmerman, RFD 3, Box 242, Westminster West Rd., Putney, VT. 05346.

"For technical detail you can't get anywhere else."

## BEST READ BOOKS FROM THE WOOD STAFF

It took only a short memo to find out what woodworking books the staff place high on the gift list for fellow craftsmen.

**Larry Clayton, Editor**

• *Understanding Wood, a Craftsman's Guide to Wood Technology*, by R. Bruce Hoadley, 1981, The Taunton Press, Newtown, Conn., hardcover, \$21.95.

"A terrific book of very technical, but necessary information presented for the average woodworker to understand."

**Charles E. Sommers  
Managing Editor**

• *Working with Wood*, by Gilbert R. Hutchins, E. Eugene Martin, and J. Mario Coleman, 1982, McKnight Publishing Co., Bloomington, Ill., hardcover, \$19.95.

"Written as a broad, instructional text, it covers all phases of woodworking from planning to finishing. A thorough, basic reference."

**C. L. Gatzke  
Art Director**

• *Making Woodworking Aids & Devices*, by Robert Wearing, 1985, Sterling Publishing Co., Inc., New York, softcover, \$8.95.

"There are books on both projects and tools. This one, though, helps you make the most of the tools you have so you can build projects easier."

**James R. Downing  
Design Editor**

• *Modern Woodworking*, by Willis H. Wagner, Clois E. Kicklighter, 1986, Goodheart-Wilcox Co., Inc., South Holland, Ill., hardcover, \$22.

"It's complete and, just as importantly, up-to-date regarding tools and materials."

**Peter J. Stephano  
Features Editor**

• *Adventures in Wood Finishing*, by George Frank, 1981, The Taunton Press, Newtown, Conn., hardcover, \$9.95.

"Frank writes as entertainingly as a novelist, yet tips and techniques come across."

**Marlen Kemmet  
How-to Editor**

• *Sculpting Wood*, by Mark Lindquist, 1986, Sterling Publishing Co., Inc., New York, hardcover, \$29.95.

"Great photography here, plus lots of tips and a few projects. A different, interesting type of book on woodturning."

**Jim Barrett  
Buymanship/Techniques  
Editor**

• *Technical Woodworking*, by Chris H. Groneman, Everett R. Glazner, 1975, McGraw Hill Book Co., New York, hardcover, \$29.50

"This was my old college textbook, but I still frequently refer to it because it covers everything."

**James E. Boelling  
Project Builder**

• *Cabinetmaking and Millwork*, by John L. Feirer, 1982, Bennett Publishing Co., Peoria, Ill., hardcover, \$28.50

"A real comprehensive text — from design to manufacture."

**Perry A. McFarlin  
Graphic Designer**

• *The Woodwright's Shop, A Practical Guide To Traditional Woodcraft*, by Roy Underhill, 1981, The University of North Carolina Press, Chapel Hill, N.C., softcover, \$11.95.

"Roy makes old ways come to life again — with a bit of humor." 🍷

Produced by Peter Stephano

# Your Quick-Reference To CARBIDE-TIPPED CIRCULAR

**H**ave you checked the prices of carbide-tipped blades lately? Not too long ago you would have paid anywhere from \$60 to \$100 for a 10" blade. Today, you can get one for as little as \$20.

Sure, this trend bears good news for us home woodworkers. But it also raises several questions. For instance, with blades ranging from \$20 to \$120 and up, you're bound to find whopping differences in quality. So, how do you know if you're really getting what you pay for? And with so many different kinds of blades on the market, how do you determine which ones (and how many) best suit your needs?

This guide will help you answer these questions. But, before reading on, familiarize yourself with the terms we use by studying the blade illustrated *below*.



## HOW TO SPOT A QUALITY SAW BLADE

You can see *some* of the qualities of a good blade just by looking. But to determine others, such as the materials and workmanship that go into the blade body, you'll need to search the manufacturers' literature for clues. Here's what to look for:

### • Better blades have bigger tips

When looking at blades of the *same* type, compare the size of the carbide tips. High-quality blades generally have larger tips so they'll take more sharpenings. And, the larger the tips, the more abuse they'll take because they're less likely to chip or break off.

On the other side of the coin, you can replace inexpensive "throwaway" blades for about the same price it would cost to sharpen them. But we suggest you save up your coins to buy the best blades you can afford; you'll be happier with their overall cutting performance. Besides their short life, the cheap ones just don't cut as well.

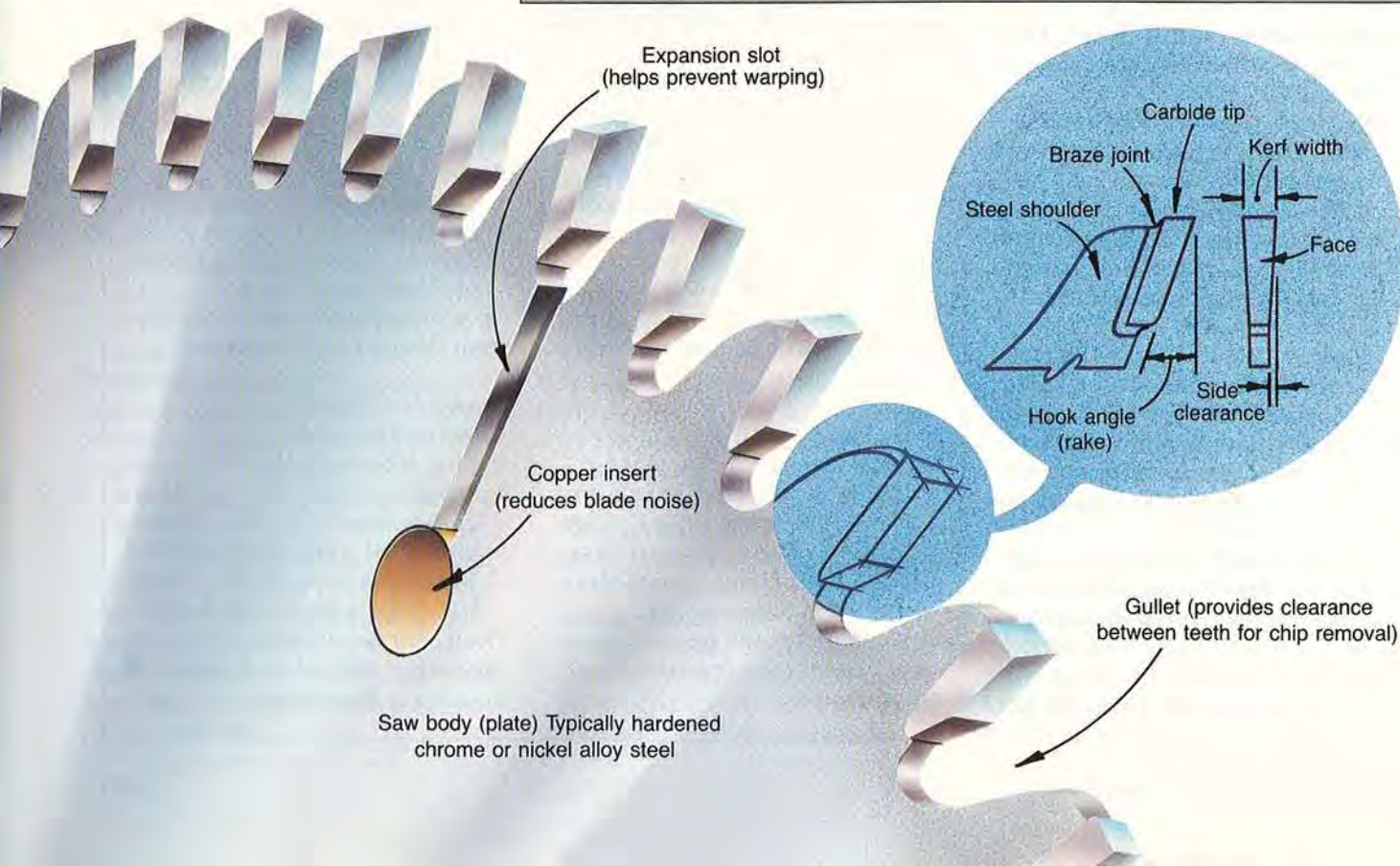
### • Look for smooth tips

Inspect the tip surfaces—with 5x or 10x hand lens, if possible. Tips with visible scratches or coarse, uneven grind lines have a dull cutting edge to begin with, and will continue to dull more quickly than those with smooth surfaces.

Blade manufacturers use diamond abrasive wheels to grind the carbide tips. To make high-quality blades, they use 400- to 600-grit wheels to grind the top and face surfaces of the tips. Cheaper blades are finish-ground with coarser 180- to 220-grit wheels.

### • Check the braze joints—for safety's sake

No matter how good the tips are, you don't want them flying off the blade while you're sawing. On high-quality blades you'll find the tips neatly brazed into deep pockets cut into the saw teeth (see the drawing *below*). Avoid blades with rough or pitted braze joints.



# SAW BLADES

## If You Feel Swamped with Choices, Here's Help!

### • The saw body: milling makes a difference

Blades with a body made of milled, heat-treated steel outlast and outperform those with a stamped-steel body. On premium blades, the manufacturer carefully tensions and grinds the body, then checks it for balance. Tensioning a blade relieves stresses in the metal so the body will stretch evenly during operation.

Better blades generally have a thicker body than their equivalent in the low-end blades. Most also have *expansion slots*. They allow the blade to expand and contract without warping. The slots usually end with a hole to help keep the blade from cracking. As detailed in the drawing on the facing page, note that some manufacturers plug the holes with a soft metal, such as copper, to make them run more quietly. All of these factors minimize blade warp (runout) and vibration during operation.

*Note: You can improve the cutting performance of almost any blade. Simply use a dampener or stiffener. These circular plates, about 1/3 to 1/2 the blade diameter, add rigidity to the blade body to reduce vibration. Depending on their design, you attach them to one or both sides of the blade when you install it in the saw.*

### • Harder carbide means longer blade life

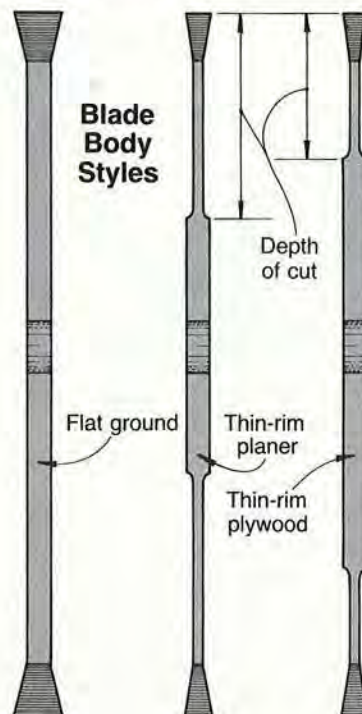
The better blades usually use a harder grade of carbide than the less costly ones. The carbide grades in saw blades range in hardness from C1 (softest) to C4 (hardest).

Although harder carbide tips hold a cutting edge longer than the softer grades, they're also more brittle. So, manufacturers of premium blades carefully match carbide hardness to blade application. And, they usually indicate the hardness of the tips in their literature.

### THIN-KERF BLADES: Smooth, stingy cutters

Most carbide blades cut a kerf about 1/8" wide, give or take a few thousandths of an inch. *Thin-kerf blades* cut one about half that width. Use these specialized blades for chip-free cuts on expensive woods when you want to keep material loss at a minimum.

The drawing at *right* compares the profile of standard flat-ground blade with two common types of thin-kerf blades: a *thin-rim planer* blade and a *thin-rim plywood* blade. Thin-kerf blades also have smaller carbide tips, with less side clearance than standard-width blades, which provide a smoother cut. But the tips won't take as many sharpenings as a conventional carbide blade, so avoid using them for general cutoff work. You can use only the thin portion of the blade for cutting, so there's a limit to the depth of cut they can make.



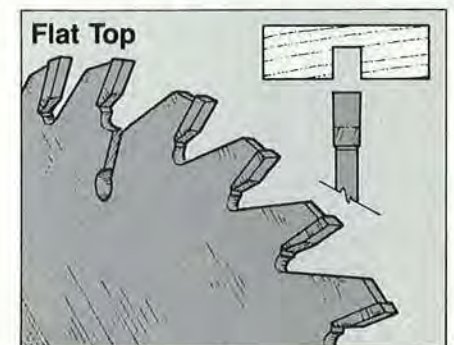
### CHOOSING THE RIGHT BLADE FOR THE JOB

If you're used to buying steel blades, you may have noticed that their carbide counterparts don't fit into the same neat categories. Sure, you can rely on the designations and descriptions found in manufacturers' catalogs or on the saw blade package. But, in some cases, you'll find such descriptions sketchy, and they'll vary from one blade maker to the next.

The shape, or *grind*, of the carbide tip plays the key role in determining which blades work best for each cutting operation. We found that most carbide blades designed for cutting wood fit into one of four basic tip-grind configurations: *Flat top (FT)*, *alternate-top bevel (ATB)*, *alternate-top bevel and raker (ATB&R)*, and *triple chip (TC)*.

### FLAT TOP (FT)—For ripping only

You'll find this tooth grind (shown *below*) on blades designed for fast, heavy-duty ripping. Deep gullets separate the teeth, which are ground to an aggressive 20° hook angle. Most 10" FT rip blades have 10 to 30 teeth (24 teeth being most common).



We recommend you not use FT blades for crosscutting. The flat, chisel-like teeth leave a fuzzy end-grain surface and splinter the edges of the cut. They're also poor performers on plywood, particleboard, and other materials that easily splinter or chip out.

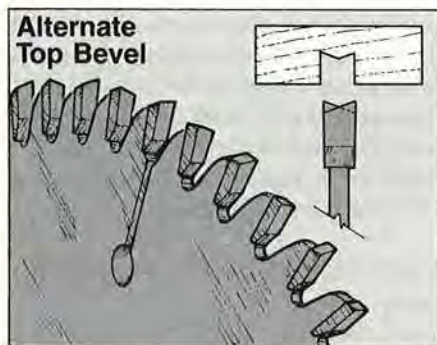
*Continued*

# CARBIDE-TIPPED CIRCULAR SAW BLADES

## ALTERNATE-TOP BEVEL (ATB)—For clean crosscuts

Alternately beveled teeth cut with a shearing action, producing a smooth cut *across* the grain in hardwoods, softwoods, plywood, and wood composition materials.

On ATB blades, both the bevel angle and number of teeth determine the smoothness of cut. For instance, a steep bevel angle (15° to 20°) gives the tip an extremely sharp point, which practically eliminates splintering and tearout on the bottom side of the stock. But tips with steep angles will dull more quickly than those with lower angles, so you'll have to sharpen them more frequently.



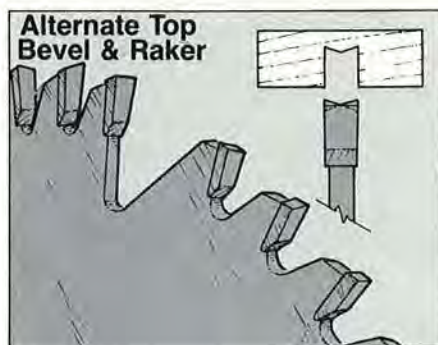
Choose a 40-tooth blade for general crosscutting on dimensional stock at a moderately fast feed rate, and for shallow ripping and trim cuts with the grain. A 60-tooth blade gives an even smoother cut, but at a slower feed rate. Make an 80- to 100-tooth blade your choice for glass-smooth cutoffs and miters on thin or fragile materials, such as picture frame moldings and veneered plywoods.

## ALTERNATE-TOP BEVEL AND RAKER (ATB&R)—The best all-around blade

You'll commonly find this tooth configuration on general-purpose combination blades. ATB&R blades make fairly smooth cuts *with* and *across* the grain.

The most common tooth pattern, shown in following illustration, has one flat-top raker tooth followed by four alternately beveled cutting teeth. A deep gullet for fast chip

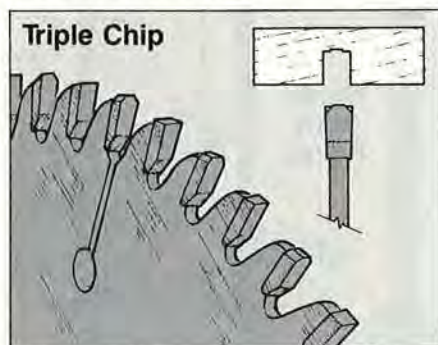
removal separates each set of teeth. Other ATB&R tooth configurations consist of two to eight ATB teeth for each raker, with or without the deep gullet.



Typically, 10" ATB&R blades come with about 50 teeth. They make reasonably smooth rips, crosscuts, and miters in hardwoods, softwoods, plywood, and wood composition materials. If we had to recommend one all-purpose blade, this is the one we'd go with.

## TRIPLE CHIP (TC)—For tough materials

This tooth design works best for general cutting chores on woods, solid plastics, plastic laminates, and other hard, abrasive materials. As with other blades, the more teeth, the smoother the cut.



We found that TC blades don't crosscut wood quite as smoothly as ATB or ATB&R blades. But on the positive side, the more-durable teeth cut a wider range of materials without dulling as quickly. For example, most manufacturers offer blades with this tooth grind for smooth, nearly chip-free cuts in single- or double-sided plastic-laminated sheet goods (such as Formica).

## HOW MANY BLADES DO YOU NEED?

Despite any manufacturer's claims you may have heard, you'll find that no one blade cuts perfectly in all situations. But, as mentioned earlier, we've found that a 50-tooth ATB&R combination blade comes closest to a do-it-all blade. For this reason, this is the standard blade you'll find on our table saw.

Because we use our radial arm saw primarily for general crosscut work, we usually equip it with a 50- to 60-tooth ATB blade. For fine cutoff work, go with more teeth. Or, you can choose one of the specialized blades discussed below.

Generally, these three blades will handle most cutting situations in the home shop: a 24-tooth FT rip blade, a 50-tooth ATB&R blade, and a 60- to 80-tooth ATB blade. Try these out for starters. Then, if you find you need more specialized blades, buy the best you can afford.

## BLADES FOR RADIAL ARM AND MITER SAWS

### Watch the hook angle!

You can use many of the same blades on a radial arm saw that you can on a table saw, with these exceptions: For ripping operations on radial saws, the hook angle should not exceed 15°. The smaller the angle the less chance the work will lift and kick back. For crosscutting, choose a blade with a hook angle of 10° or less. Blades with larger hook angles tend to overfeed, causing the blade to jam.

Blades suitable for power miter saws and chop saws usually have an ATB tooth design and a hook angle of 7° or less. Depending on the smoothness of cut you want, you can choose a blade with 40 to 100 teeth. Some manufacturers offer cutoff blades designed especially for radial arm saws and miter saws, such as the DML Radi-All and Miter-All blades, Freud's LU85M, the Woodworker II from Forrest, and the Chop Champ from Systi Matic. ♣

Written by Jim Barrett  
Technical Consultant: George Granseth  
Illustrations: Taylor & Associates; Bill Zaun



# SANTA'S GALLERY OF GIFTS

An exciting 18-page array of easy-to-build projects guaranteed to bring smiles of appreciation to the faces of those lucky folks on your "Very Important Persons" list

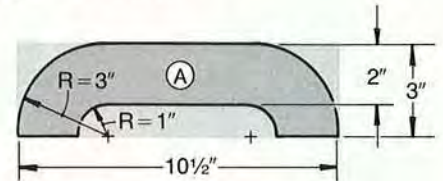
Display your favorite Vintages in Our

# SHOWCASE WINE RACK

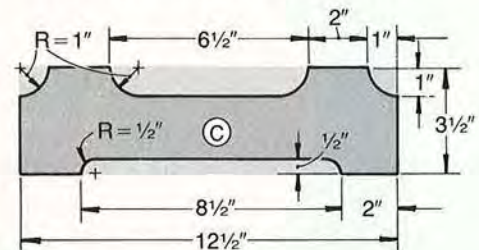


## FORMING THE END FRAMES

1 Cut the top pieces (A), uprights (B), and bases (C) to the sizes listed in the Bill of Materials for the two end frames. Then, using the drawing *below* for reference, mark the radii for all of the curves on the tops and bases.



TOP AND BASE PARTS VIEW




2 Cut a piece of scrap that's at least as long as the base pieces (12 1/2"). Now, clamp the scrap to the bottom edge of one of the base pieces as shown in the photo *below*. Clamp these two pieces to your drill press table, and bore the two 1" holes and four 2" holes where marked to form the radii. Repeat these operations on the other base. (If you don't have the 1" and 2" drill bits, you can cut the radii to shape on a band saw.)

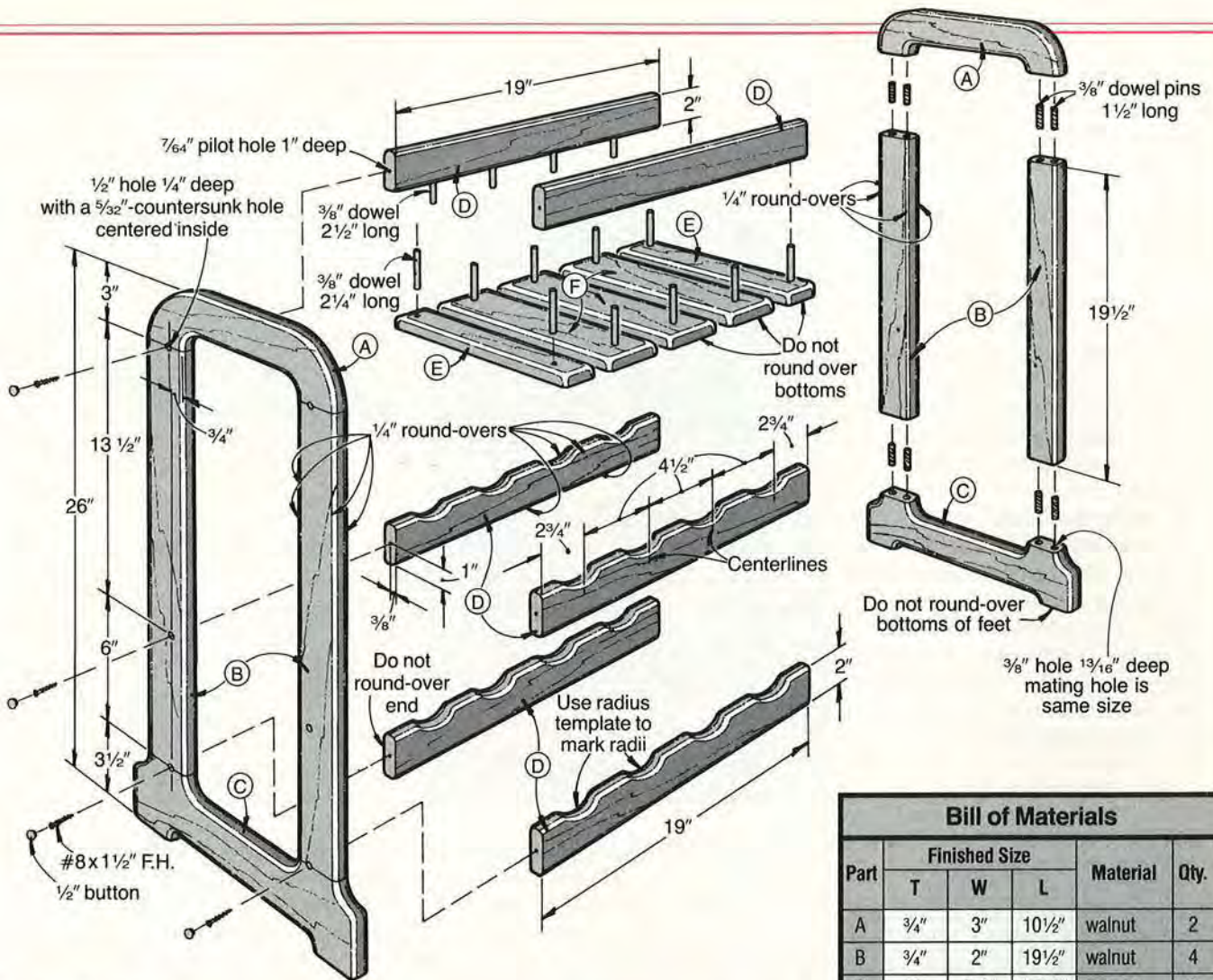


Bore holes in the walnut base pieces with a Forstner bit to form the 1"- and 2"-radii curves.

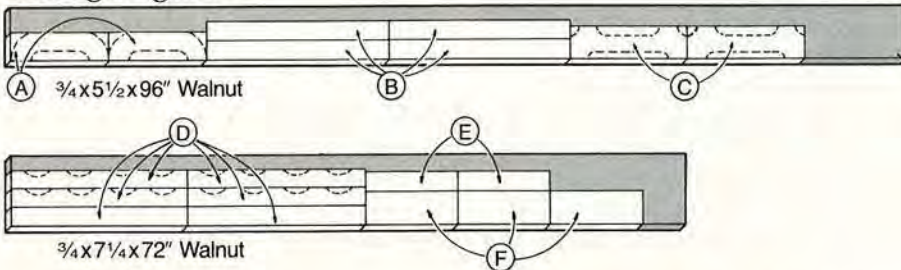
With room for eight bottles of your finest wine and just as many stemware glasses, this free-standing unit makes exceptionally good use of a small amount of space. And guess what? It's a snap to build as the joinery can be easily accomplished with a doweling jig and dowel pins. Why not make several and treat a friend or relative to this special gift?



 Print this article



### Cutting Diagram



To complete the curved cutouts, band saw between the drilled holes using the saw's fence as a guide.

**3** Using your band saw and a fence, cut straight lines between the holes to shape the bases as shown in the photo at left.

**4** Repeat the boring and cutting process (steps 2 and 3) to shape both top pieces of the end frames.

**5** Dry-clamp the pieces of each end frame together, and mark dowel hole reference lines where dimensioned on the drawing on *top* of the *next* page. Remove the clamps after making the marks.

**6** Using a doweling jig, drill  $\frac{3}{8}$ " holes  $\frac{1}{16}$ " deep where marked on the end frame parts. Glue, dowel, and clamp each end frame together.

**7** Using the dimensions and hole sizes on the Exploded-View Drawing, drill six plug and shank holes in each end frame for attaching the cross members (D) later.

**8** Sand each end frame smooth (we used a 2"-diameter drum sander on the inside radii and a palm sander on the other surfaces). Now, rout a

| Bill of Materials |                 |                   |                    |          |      |
|-------------------|-----------------|-------------------|--------------------|----------|------|
| Part              | Finished Size   |                   |                    | Material | Qty. |
|                   | T               | W                 | L                  |          |      |
| A                 | $\frac{3}{4}$ " | 3"                | 10 $\frac{1}{2}$ " | walnut   | 2    |
| B                 | $\frac{3}{4}$ " | 2"                | 19 $\frac{1}{2}$ " | walnut   | 4    |
| C                 | $\frac{3}{4}$ " | 3 $\frac{1}{2}$ " | 12 $\frac{1}{2}$ " | walnut   | 2    |
| D                 | $\frac{3}{4}$ " | 2"                | 19"                | walnut   | 6    |
| E                 | $\frac{3}{4}$ " | 2 $\frac{3}{4}$ " | 9 $\frac{3}{4}$ "  | walnut   | 2    |
| F                 | $\frac{3}{4}$ " | 3 $\frac{1}{2}$ " | 9 $\frac{3}{4}$ "  | walnut   | 3    |

**Supplies:**  $\frac{3}{8}$ " dowel pins 1 $\frac{1}{2}$ " long,  $\frac{3}{8}$ " walnut dowel stock,  $\frac{1}{2}$ " walnut wood buttons, #8 x  $\frac{1}{2}$ " flathead wood screws, #8 x  $\frac{3}{4}$ " flathead wood screws (for template), polyurethane sanding sealer, polyurethane, 0000 steel wool, paste wax

*Continued*

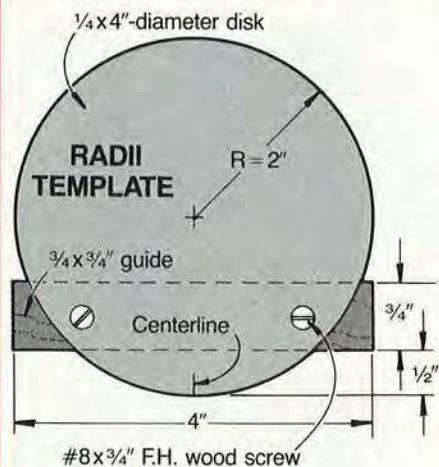
# WINE RACK

$\frac{1}{4}$ " round-over on all but the bottom edges of the feet of both end frames. Finish-sand each end frame.

## SHAPING THE BOTTLE RESTS

**1** Cut the four bottle rests and the two top cross members (D) to  $2 \times 19$ ". Mark diagonals on each end of each piece to find the center, and drill a  $\frac{7}{64}$ " pilot hole 1" deep at each of the center points. (Be careful to keep the hole at a right angle to the surface being drilled.) Set aside the two top cross members; you'll use them later.

**2** To mark the radii on the four bottle rests, first make the template shown on the drawing below. Mark centerlines on each bottle rest where dimensioned on the Exploded-View Drawing. Align the centerline on the template with those on each bottle rest, and mark four radii on each bottle rest.

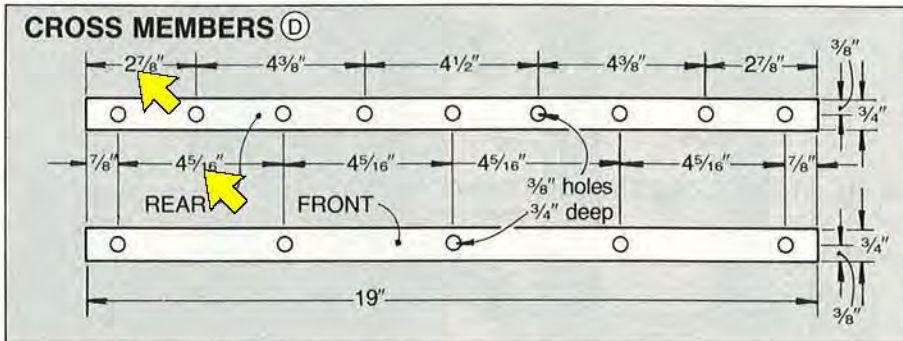
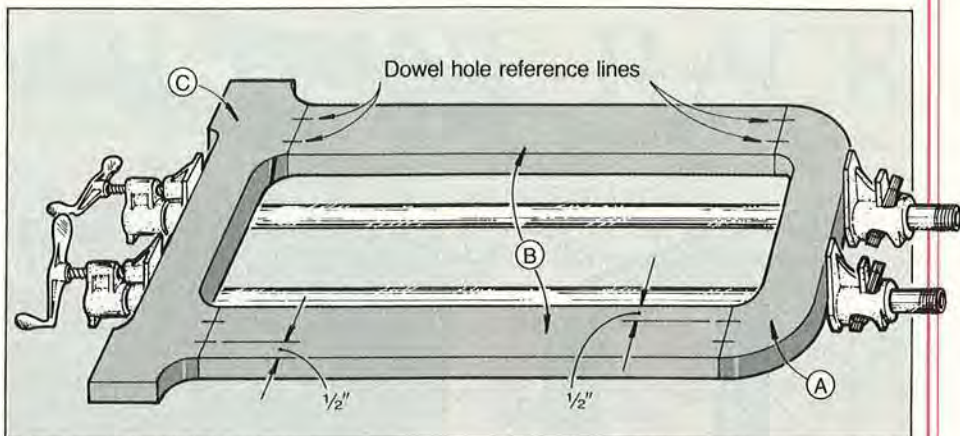


**3** Cut the radii to shape on the band saw. Use a drum sander to sand the radii smooth. Then, rout a  $\frac{1}{4}$ " round-over along all edges, but not the ends. Finish-sand the four bottle rests.

## NOW, BUILD THE STEMWARE SUPPORTS

**1** Cut the two walnut end supports (E) and three inner supports (F) to size.

**2** Using the drawing at right, mark the location of the dowel holes on each support. Drill a pair of  $\frac{3}{8}$ " holes  $\frac{1}{2}$ " deep in each support.



**3** Rout a  $\frac{1}{4}$ " round-over along the top edges of each support and along all but the ends of the two remaining cross members (D). Sand the parts smooth.

**4** Drill five holes in the front cross member and nine holes in the rear, using the dimensions and hole size on the drawing above (we drilled ours with a doweling jig).

**5** Cut ten pieces of  $\frac{3}{8}$ " walnut dowel stock to  $2\frac{1}{4}$ " long and four pieces to  $2\frac{1}{2}$ " long.

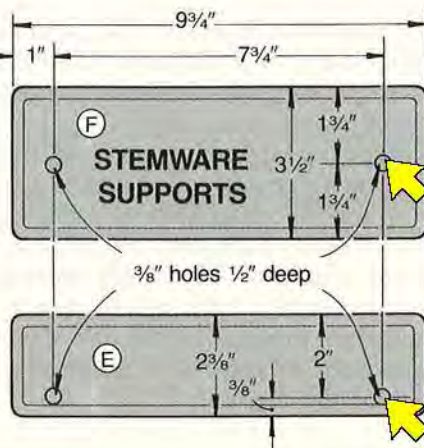
**6** Using the  $2\frac{1}{4}$ "-long dowels, glue and clamp the stemware assembly

(D, E, F) together. Check that the supports are level with each other and square the assembly. Sand a round-over on one edge of each of the  $2\frac{1}{2}$ "-long dowels. Glue the four dowels (rounded ends exposed) in the back cross member. These dowels prevent the glasses from sliding out the back.

## FINAL ASSEMBLY

**1** Spread an even coat of glue on the ends of each cross member, and screw the bottle rests (D) and stemware rack between the end frames. Wipe off any excess glue with a damp cloth. Glue  $\frac{1}{2}$ " wood buttons in the screw holes.


**2** Stain and finish as desired. (We applied two coats of polyurethane sanding sealer and three coats of polyurethane, steel-wooling between coats. Next, we used the steel wool to apply a coat of Min-wax paste finishing wax. Finally, we buffed the wax with a cloth.)



Project Design: Marlen Kemmet  
Photographs: William Hopkins;  
Jim Kascoutas  
Illustrations: Kim Downing; Bill Zaun

# The perfect mood setter for snowy winter evenings

## CHIMNEY-TOPPED CANDLE HOLDER

 Print this article

There's something about the flicker of candlelight that's so soothing to watch. Provide that relaxed feeling with our smart cherry base and a glass chimney. You'll have a project that's sure to warm someone's heart this holiday season.

**1** Cut seven pieces of  $\frac{3}{4}$ " stock (we used cherry) to  $5 \times 5\frac{1}{2}$ " long. Glue and clamp the pieces together face to face, with the edges and ends flush. Let cure overnight.

**2** Set your table saw blade at  $45^\circ$  from center, and bevel-rip 1" off each of the four corners to make the lamination roughly octagonal in shape. This will make the lamination easier to turn round. Trim both ends of the lamination square (we did this on the radial arm saw).

**3** Screw the lamination to the faceplate (we used a 3" faceplate with  $\frac{3}{4}$ " brass wood screws). Position the tool rest in front of the lamination. With the lathe running at about 800 rpm, round down the cherry lamination with a gouge until its diameter measures  $4\frac{1}{2}$ ".

**4** Move the tool rest to the end of the candle holder, and form the candle and chimney recesses with a parting tool as shown in the drawing below. Check the fit of




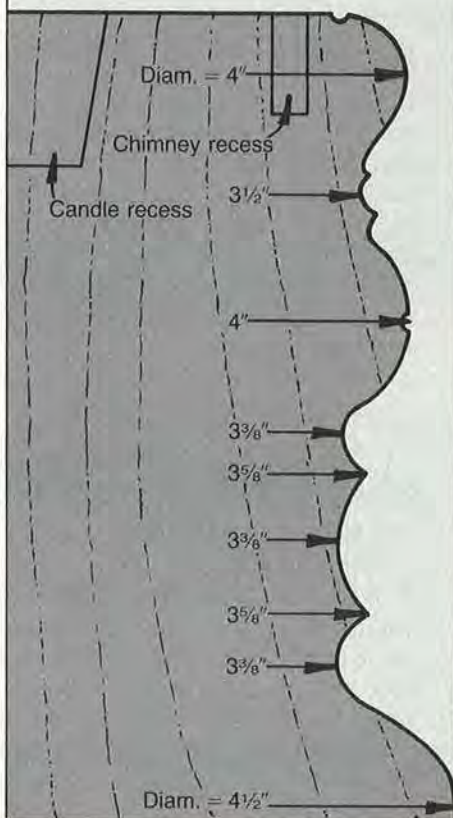
both the candle and the chimney in their respective recesses for a good fit. (The styles of chimneys vary and are available at most hardware and variety stores, or see the Buying Guide for our source.)

**5** Using the full-size half pattern or your own shape, turn the candle holder to shape (we used a  $\frac{1}{4}$ " and  $\frac{1}{2}$ " gouge, a skew, and a parting tool). Allow enough space between the faceplate and the bottom of the holder to avoid hitting the faceplate screws when turning to shape.

**6** Using a faster speed (we switched to about 1,500 rpm), finish-sand the candle holder. Slow the lathe to its slowest speed and apply the finish. (We used cherry stain and polyurethane, and placed cardboard behind the lathe to catch the splatter.)

**7** Using a parting tool, separate the candle holder from the faceplate as shown in the drawing below.


### FULL-SIZE HALF PATTERN



### BUYING GUIDE

• **Glass Chimney.** Catalog no. PO101, minimum order 2 chimneys at \$4.95 each, plus \$3 shipping from Craft Supplies USA, 1287 East 1120 South, Provo, UT 84601, or call 801/373-0917. 🌿

Project Design: C.L. Gatzke  
Photograph: William Hopkins  
Illustrations: Bill Zaun; Jim Stevenson



Here's a Pair to Draw to:

 Print this article

# WALNUT MONEY CLIP AND



Unique gifts each, both of these handsome stocking stuffers also have a practical side. Best of all, the makings for these last-minute gifts are as close as your scrap bin.




## MONEY CLIP

1 Cut two pieces of scrap  $\frac{1}{2}$ " walnut to  $1\frac{1}{8} \times 2\frac{1}{8}$ ", one for the money clip front, the other for the clip back. Using the full-size pattern *below* and carbon paper, transfer the shape of the clip fronts' top onto the top edge of one of the walnut blocks. Set the other block aside for now.



FULL-SIZE PATTERN (Top View)

2 With double-faced tape, stick the walnut block with the shape traced on it to the end of a piece of scrap (see the photo at *right*). Using the scrap as a handle, make a relief cut at the channel end; then cut in from the other end to form the face of the clip front.

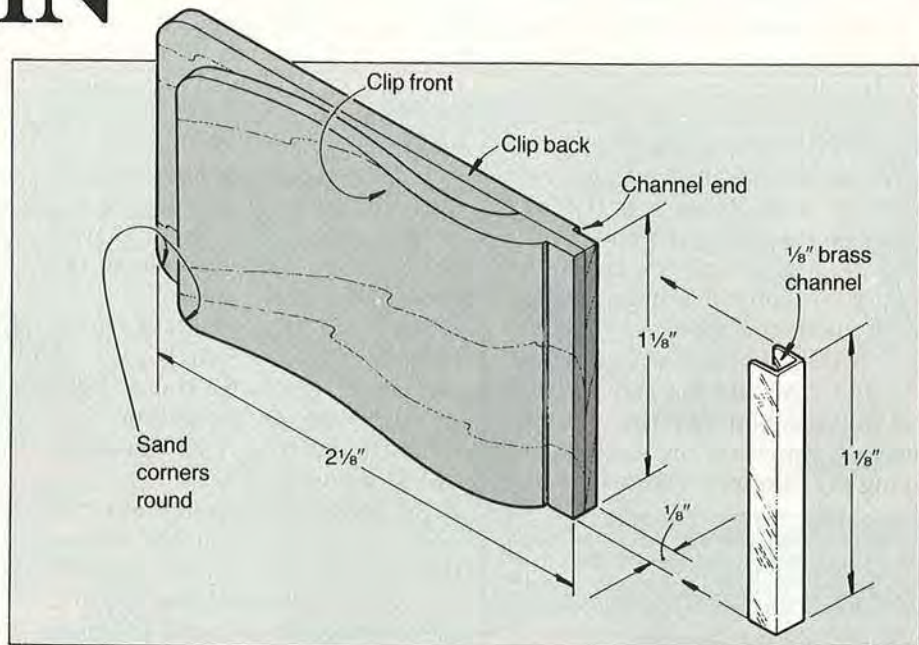


Use a band saw with a  $\frac{1}{8}$ " blade to cut the clip front to shape. Make a relief cut at the channel end first.

# KEY CHAIN



With a drum sander, smooth the clip front to shape following the front-face profile pencil mark.



**3** Mount a 1 1/2"-diameter sanding drum to your drill press, and sand to the marked front-face profile line as shown in the photo above. Do not sand the end that fits into the brass channel.

**4** Back at the band saw, make the second cut where marked to complete the clip front. Remove the waste material from the scrap holder; then tape the clip front, face side in, to the scrap. Sand the back side of the clip front. Remove the finished piece from the scrap.

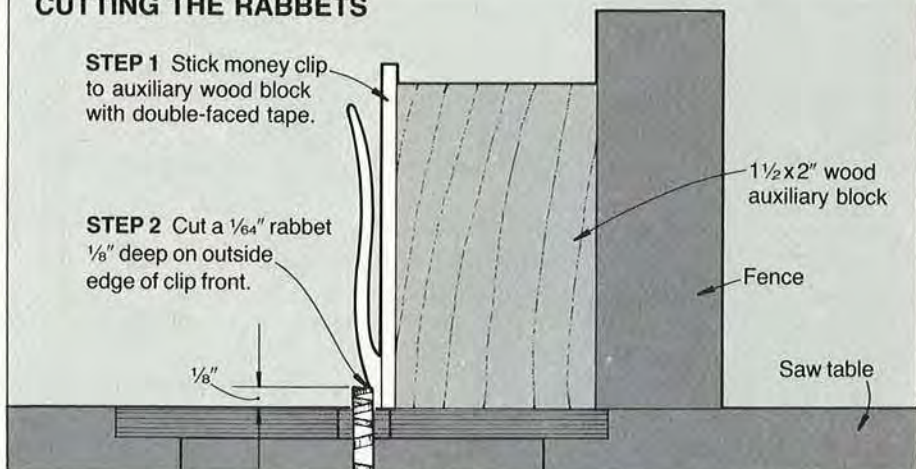
**5** Tape the other block to your scrap holder as you did the first one, and resaw a 1/8"-thick piece from it. Sand the cut surface until the piece is 1/16" thick. Round the front corners of both parts (see the Exploded-View Drawing). Then, epoxy the clip front to the back piece, making sure the top, bottom, and channel edges align.

**6** Using the three-step drawing at right as a guide, rabbet the channel end of the clip to accept a 1/8" brass channel. Test-fit the channel end of the clip into a piece of 1/8" brass channel, cutting again if necessary to get a snug fit.

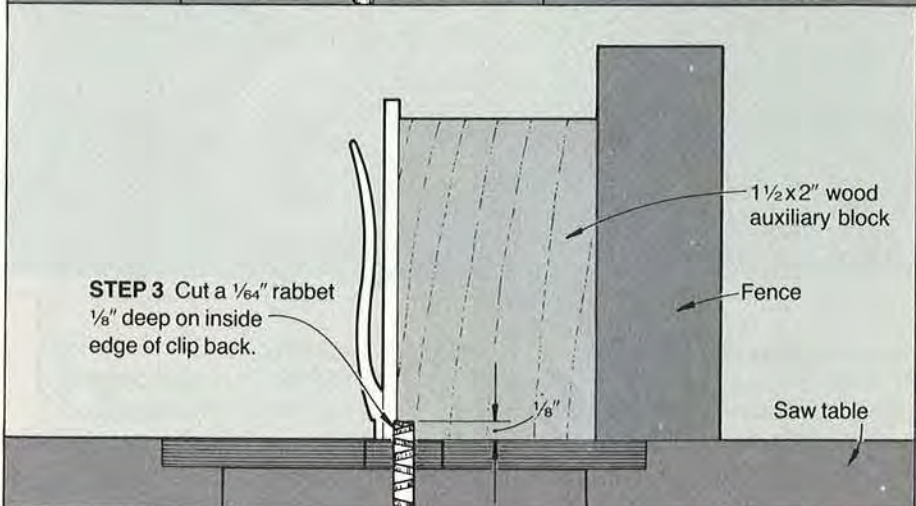
## CUTTING THE RABBETS

**STEP 1** Stick money clip to auxiliary wood block with double-faced tape.

**STEP 2** Cut a 1/64" rabbet 1/8" deep on outside edge of clip front.



**STEP 3** Cut a 1/64" rabbet 1/8" deep on inside edge of clip back.



*Continued*

# WALNUT MONEY CLIP AND KEY CHAIN

**7** Cut a piece of  $\frac{1}{8}$ " brass channel (available at most hobby stores) to  $1\frac{1}{4}$ " long. Epoxy the brass channel to the rabbeted end of the walnut clip. After the epoxy has cured, file or sand the ends of the brass flush with the walnut. (Be careful power sanding. If the brass gets hot and heats up the epoxy, the epoxy may liquefy and the pieces can separate.) To shine the brass, buff it with 0000 steel wool.

**8** Finish the money clip as desired. (We filled a can with an oil finish, submerged the clip into the oil, wiped off the excess, and hung the clip on a wire to dry.)

**Supplies:** double-faced tape, epoxy,  $\frac{1}{8}$ " brass channel, 0000 steel wool, oil finish

Project Design: Jim Boelling

## KEY CHAIN

**1** Plane or resaw a piece of scrap (we used walnut) to  $\frac{1}{4}$ " thick, and cut it to  $2 \times 12$ " long. (Use a piece this long for safety when cutting and drilling later.)

**2** Using a compass, mark a  $1\frac{1}{2}$ "-diameter circle at one end of the walnut board. Now, drill a 1" hole  $\frac{1}{8}$ " deep into the walnut at the centerpoint of the circle.

**3** Back the stock with scrap to prevent chip-out. Switch to a  $\frac{1}{2}$ " bit, center the bit in the 1" hole, and drill through the walnut.

**4** Band-saw the  $1\frac{1}{2}$ "-diameter disk to rough shape.

**5** As shown in the photo at right, use two nuts to fasten the walnut disk to a  $\frac{1}{2}$ " bolt. Chuck the bolt into your drill press, start the drill press (we used a speed of about 1,000 rpm), and sand a round-

over on the top and bottom edges of the disk. (We used progressively finer grits of sandpaper wrapped around a scrap of wood to sand the disk to shape.) Remove the disk from the bolt.



Sanding the walnut disk to shape on a drill press.

**6** To plug the hole in the disk, cut a  $\frac{1}{2}$ "-diameter plug  $\frac{1}{4}$ " thick from walnut. Glue the plug inside the  $\frac{1}{2}$ " hole flush with the bottom. Later, sand the plug flush.

**7** Glue or epoxy your initials inside the 1" hole (see the Buying Guide for our source of letters).

**8** Clamp the disk into a small handscrew, and drill a  $\frac{3}{32}$ " hole  $\frac{3}{16}$ " deep into the top.

**9** Cut a #7 snap swivel (the kind used for fishing) in two where shown at left. Epoxy the swivel loop into the  $\frac{3}{32}$ " hole in the disk where shown in the Exploded-View Drawing.

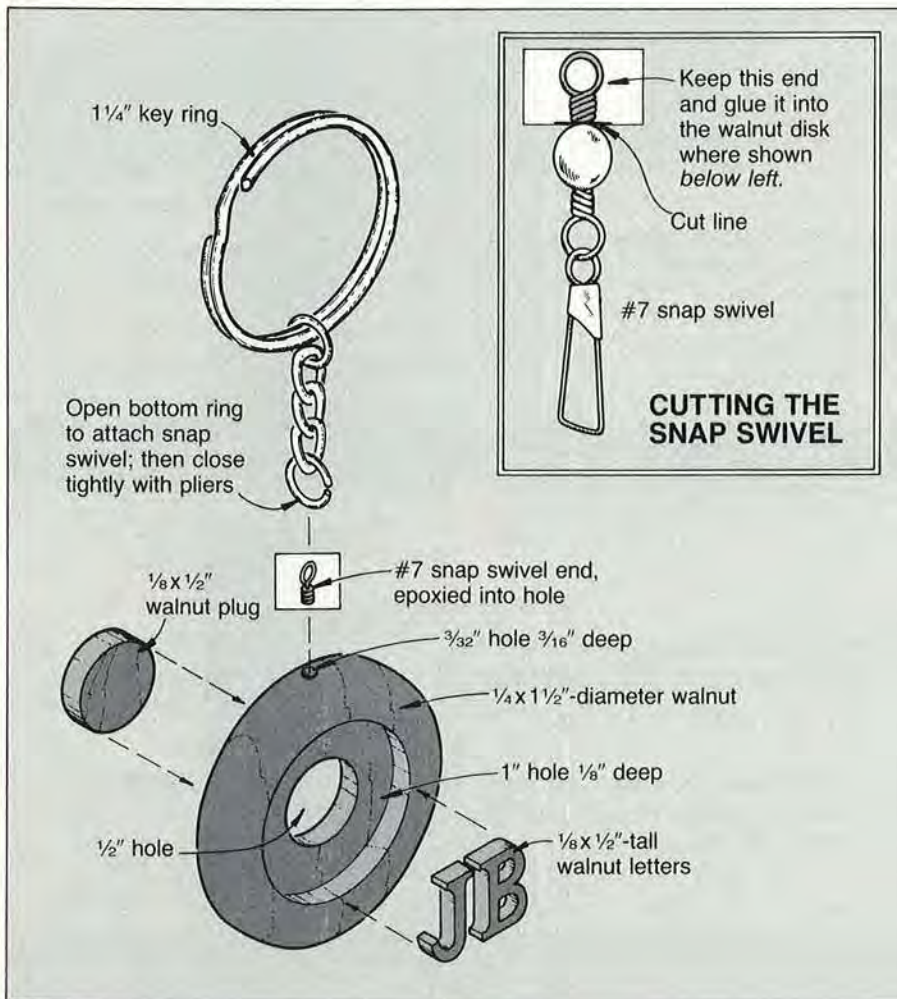
**10** Sand and apply the finish. Attach the ring and chain to the disk. (We used the chain and ring from another key chain.)

**Supplies:** epoxy, #7 snap swivel,  $1\frac{1}{4}$ " key ring with chain, finish

## BUYING GUIDE

• **Walnut letters.** Two  $\frac{1}{8} \times \frac{1}{2}$ " letters of your choice, \$1.50. ppd from Academy Trophy, 3002 Forest Ave., Des Moines, IA 50311. ♣

Project Design: James R. Downing  
Photographs: Bill Hopkins  
Illustrations: Kim Downing; Bill Zaun





# DOLL STROLLER

When the other kids on the block ask your special one what she got for Christmas, we bet she'll think of this gift first. It's decidedly stylish, so very practical, and best of all, it's from you.



## FIRST, BUILD THE STROLLER BODY

**1** Cut and edge-join enough  $\frac{1}{2}$ " pine stock to form two panels — each measuring  $12\frac{1}{2}$ " square — for the stroller sides (A). Scrape

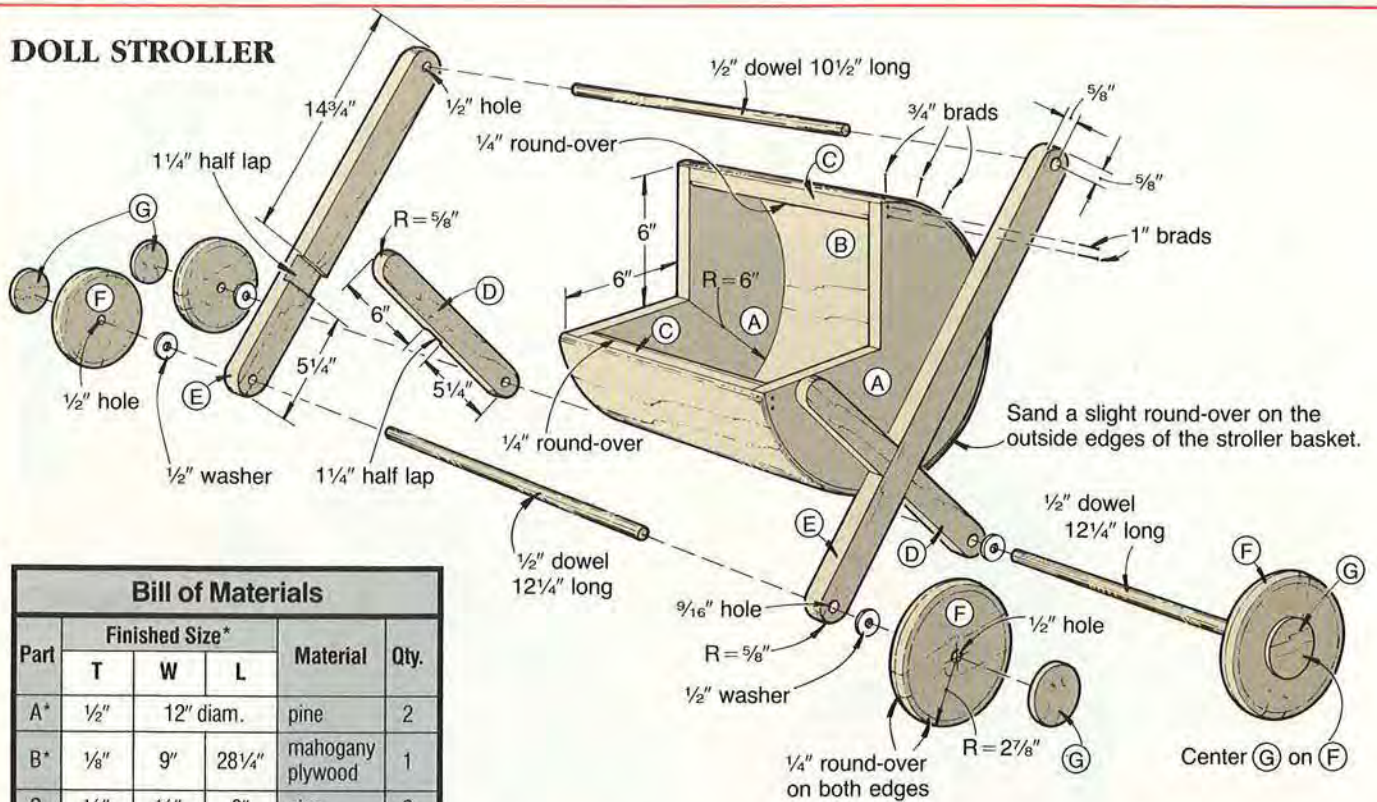
off the excess glue, and use a straightedge to check each panel for flatness. Plane, if necessary.

**2** Mark diagonals on one panel to find its center. Mark a 12"-diameter circle on the marked panel

(we used trammel points to mark ours). With the marked panel on top, stick the two panels together using double-faced tape. Make sure the grain on both panels runs in the same direction.

*Continued*

# DOLL STROLLER

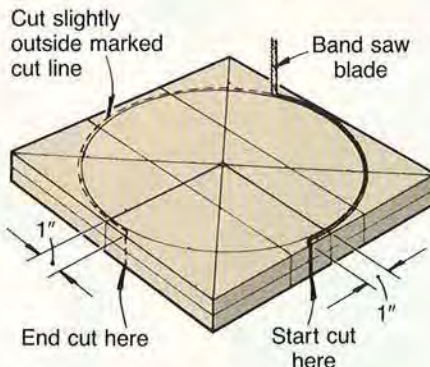
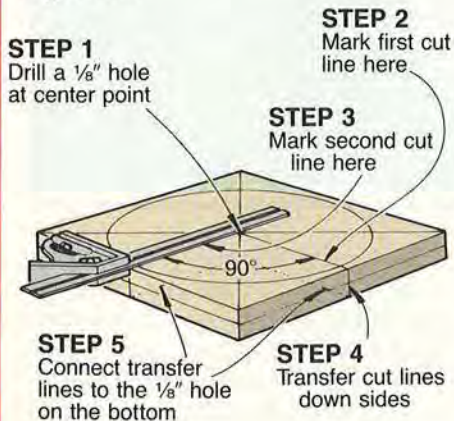


| Bill of Materials |                |              |         |                  |      |
|-------------------|----------------|--------------|---------|------------------|------|
| Part              | Finished Size* |              |         | Material         | Qty. |
|                   | T              | W            | L       |                  |      |
| A*                | 1/2"           | 12" diam.    |         | pine             | 2    |
| B*                | 1/8"           | 9"           | 28 1/4" | mahogany plywood | 1    |
| C                 | 1/2"           | 1/2"         | 8"      | pine             | 2    |
| D                 | 3/4"           | 1 1/4"       | 12 1/2" | pine             | 2    |
| E                 | 3/4"           | 1 1/4"       | 21 1/4" | pine             | 2    |
| F                 | 3/4"           | 5 3/4" diam. |         | pine             | 4    |
| G                 | 1/8"           | 2 1/2" diam. |         | mahogany plywood | 4    |

\*Parts marked with an \* are cut larger initially, and then trimmed to finished size. Please read the instructions before cutting.

**Supplies:** double-faced tape, paraffin, 1 1/2" dowel 10 1/2" long for handle, 2 — 1/2" dowels 12 1/4" long for axles, 4 — 1/2" washers, 3/4" brads, 1" brads, 1/2 x 5" machine bolt with two washers and nuts (for sanding arbor), putty, primer, paint (nontoxic)

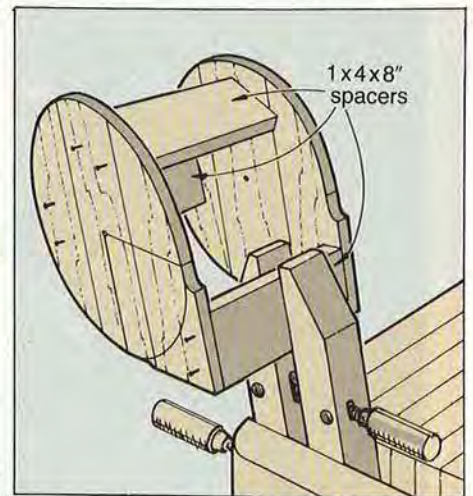
**3** Mark the stroller-opening cut lines on the two panels, following the five steps outlined in the drawing below.



notches to capture the plywood surround that you'll fasten to the sides later. Now, sand the panels to the marked radius for the finished shape. Pry the two panels apart, and remove the tape.

**5** Cut three 8"-long spacers (we used 1x4s). Align the stroller sides by nailing the first spacer between the corners left square where shown on the following drawing. Now, nail the two remaining spac-

ers between the stroller sides. Let the nail heads protrude; you'll remove the nails later. Clamp the assembly firmly to your workbench as shown in the drawing below.



**6** From 1/8" mahogany plywood, rip and crosscut the plywood surround (B) to 9x30". Note that the grain runs crosswise.

**7** To make wrapping the plywood around the sides easier, sponge the outside face of the plywood with warm water. Starting the plywood in the notches cut earlier with the band saw, wrap the plywood



around the stroller sides, gluing and nailing as you work as shown in photo A. (We attached a clamp to the free end of the plywood to help hold it down as we nailed it in place.) Let the glue dry. Later, remove the 1x4 spacers.

**8** Using a fine-tooth handsaw, cut along the 90° cut lines to form the stroller body opening.

**9** Cut the two rails (C) to size. Rout a 1/4" round-over along one edge on both. Glue and clamp each rail in position between the stroller sides, flush against the plywood. Sand a slight round-over on the outside edges of the stroller basket.




Moisten the plywood with warm water, start it in the cut notch, and then glue and nail it as you wrap it around the stroller sides.

### NOW, FOR THE FRAME

**1** Cut the frame parts (D, E) to size. Referring to the Exploded-View Drawing at left, mark a 5/8" radius and hole locations on the ends of each piece. Then, mark the location of the half-lap joints on each frame part. Mount a dado blade to your table or radial arm saw, and cut a 1 1/4"-wide half lap in each piece where marked. Cut the radiused ends to shape.

**2** Drill 3/16" holes for the axles and 1/2" holes for the handle in the frame parts. (We used double-faced tape to stick the pieces together, and then drilled the holes through both at one time.) Sand the frame parts smooth.

**3** Glue each frame assembly together, checking for square.



Sand all four wheels round at the same time on the drill press.

### THE AXLES AND WHEELS COME NEXT

**1** Cut four 6"-square pieces from 3/4" pine stock for the wheels. Draw diagonals to find center, and mark a 2 7/8" radius on each. Cut the wheels to shape.

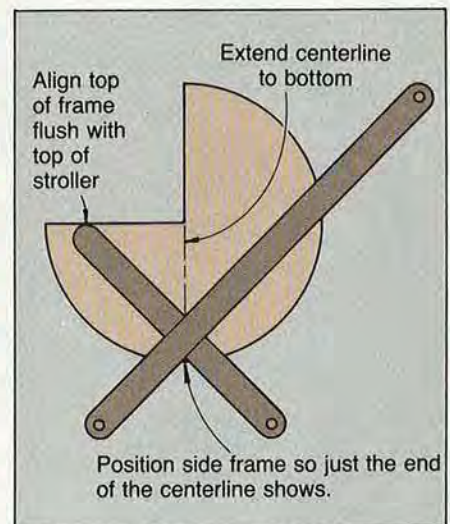
**2** To true up the wheels, start by drilling a 1/2" hole through each at the marked center point. Fasten the four wheels on a 1/2x5" machine bolt with flat washers on the top and bottom as shown in photo B. Chuck this assembly to your drill press, and sand smooth. (We used a half-sheet of 60-grit sandpaper applied to particleboard with spray-

on adhesive and held at 90° to the table with a try square. We positioned the drill press belt to run it at the slowest speed possible.)

**3** Rout a 1/4" round-over on both edges of each wheel (we routed ours with a table-mounted router).

**4** To make the decorative hubcaps (G) mark four 1 1/4"-radius circles on 1/8" plywood. Cut the hubcaps to shape, and sand them smooth. Center and glue one of the hubcaps to each wheel.

**5** Cut the push bar and two axles from 1/2" dowel stock. Use the dimensions given on the Exploded-View Drawing.



### ASSEMBLY AND FINISHING

**1** Glue and nail the side frames to the stroller body using the drawing above as a guide. Glue the push bar in position.

**2** Fill any voids with putty and finish-sand the entire stroller. Apply a primer coat, then paint as desired.

**3** Apply paraffin to the inside surface of all axle holes. Slide the axles through the holes, slip a washer on each axle end, then glue a wheel to the end of each axle. ♣

Project Design: James R. Downing  
Photographs: William Hopkins; Bob Calmer;  
Jim Kascoutas  
Illustrations: Kim Downing; Bill Zaub

# FLORAL WALL PLAQUES

We think you'll find it fun—and easy—to make these three-dimensional wall hangings. For more details about this nifty scroll saw technique, please turn to page 36.

**1** Cut two workpiece blanks to  $8\frac{1}{4}$ " square from  $\frac{3}{4}$ " stock (we used Honduras mahogany). Cut or rout a  $\frac{1}{8}$ " chamfer along all top outside edges on each.


**2** Align the centerpoint, and transfer the full-size patterns (large

photos) on this page and the next to the blanks, using carbon paper.


**3** Drill a  $\frac{1}{16}$ " start hole in each blank where shown on the photos. Using a scroll saw, cut the disk from within each blank. Then, cut the flower pattern from each disk. Sand



Print this article



Basswood plaques painted w



a slight round-over on the face of each of the flower pieces and on the inside edge of the outer frame. Now, sand the surfaces smooth.

**4** To create the three-dimensional look, first lay the outer frame (good face down) on a flat surface. Lay three 1/4"-thick spacers inside the round opening. Position the round disk (good face down) in the circle



on the spacers, lining up the grain of the disk with that of the frame. Run a bead of woodworkers' glue around the perimeter of the disk and let dry. (We mixed a small amount of sawdust with the glue to prevent the glue from running between the cracks onto the plaque's face.)

**5** Remove the spacers, and place the plaque good face down again.

Now, position each flower piece in the opening from which it was cut. Apply a small bead of glue to the back side of each flower piece and to the disk.

**6** Attach a sawtoothed hanger to the back of each plaque. Apply a clear finish of your choice. 🌲

Photographs: Bob Calmer



"The Fairest of Them All"

Print this article

# QUILT-LOOK HAND MIRROR

Once you grasp this finely crafted hand mirror, you'll know it's more than just another vanity accessory. The quilt pattern evokes a country-style. The smooth edges on the walnut frame almost beg to be touched. A builder of this treasured gift will not soon be forgotten.



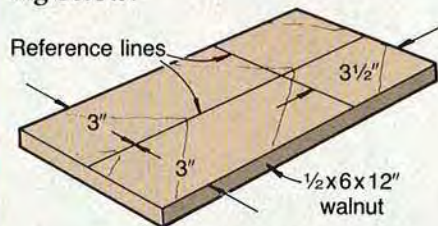
First, assemble the decorative quilted insert; then trim it to fit into the rabbeted walnut mirror frame. There's no complicated joinery required.



## READYING THE WALNUT FRAME

*Note: You'll need 1/2" stock for this project. You can either resaw or plane thicker stock to size.*

**1** Cut a piece of 1/2" walnut to 6x12" long for the mirror frame. (We planed down a piece of 3/4" stock.) Mark reference lines on the walnut where shown on the drawing below.



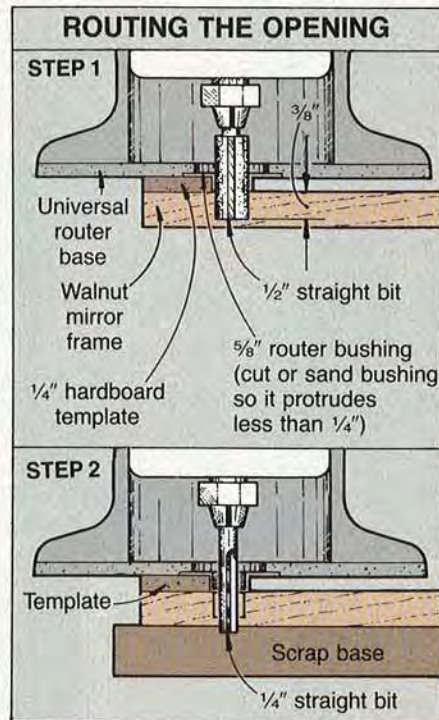
**2** To make the template for routing the opening in the walnut, start by cutting a piece of 1/4" hardboard to 6x8". Using carbon paper, center and transfer the router *template outline* (inside oval) and reference lines shown on the Full-Size Half Patterns to the hardboard.

**3** Carefully cut and sand the hardboard template opening to shape.

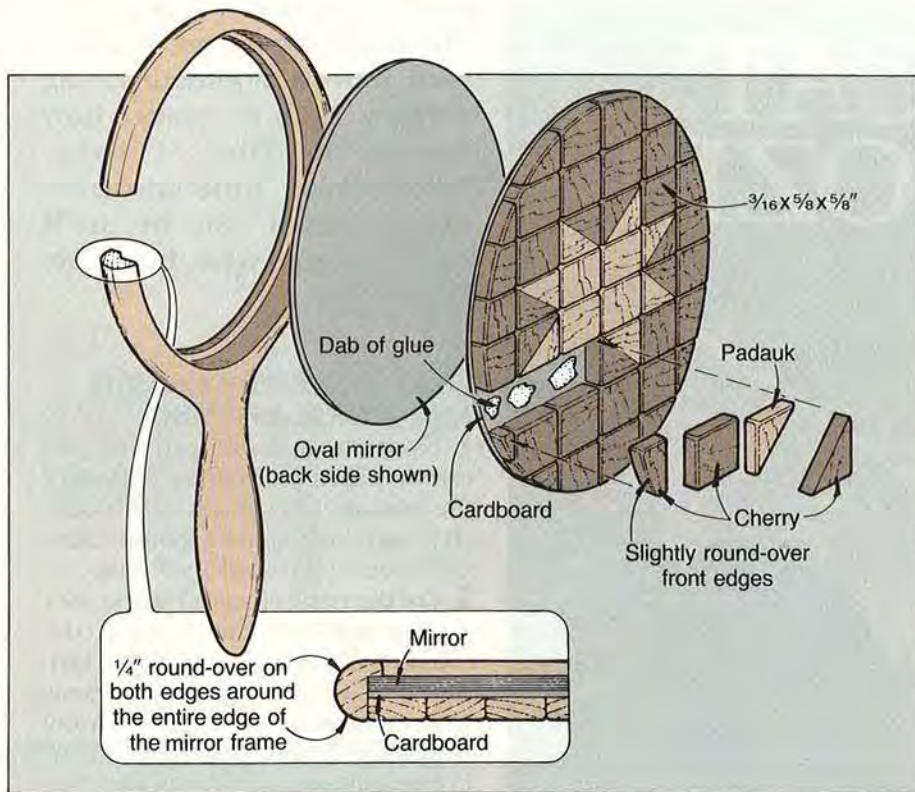
**4** With double-faced tape, stick the template to the walnut, aligning the centerlines. Tape the walnut to a piece of scrap to avoid cutting into your workbench top when routing the opening.

**5** Fit your router with a 5/8" bushing and a 1/2" straight bit. (Our bushing was too long, so we cut it with a hacksaw so it protruded a fraction less than 1/4" below the surface of the router base. (See the Buying Guide for our source of the router base and bushing.) With the bushing riding along the inside edge of the template, rout a 1/2" groove 3/8" deep in the walnut like that shown in Step 1 of Routing the Opening Drawings. (We made several shallow passes and gradually increased the depth being routed. Trying to rout 3/8" deep in one pass may break the straight bit.)

**6** Switch to a 1/4" straight bit. Riding the bushing against the inside edge of the template, rout completely through the walnut and into the scrap base as shown in Step 2. Separate the walnut from the scrap stock and template.



**7** With carbon paper, trace the full-size patterns onto light cardboard. (Be sure to mark the reference lines so you can position the patterns correctly on the walnut.) Cut



the cardboard patterns to shape. Tape the handle pattern piece to the frame pattern piece. Then, position the pattern on the walnut, align the reference lines with those on the walnut stock, and tape the pattern to the walnut. Now, using a band saw, cut the mirror frame to shape, remove the pattern, and then sand the cut edges smooth.

**8** Chuck a  $\frac{1}{4}$ " round-over bit into your table-mounted router. Rout a round-over along all the *outside* edges of the walnut frame. Hand-sand the entire frame (we wrapped sandpaper around a piece of foam to sand the rounded edges).

### LAYING-UP THE QUILTED INSERT

*Note: You assemble the quilted insert oversize, and then cut and sand it to shape to ensure a tight fit within the routed opening.*

**1** Plane or resaw a 24" length of  $\frac{3}{4}$ " cherry and a 12" piece of  $\frac{3}{4}$ " padauk or another contrasting wood to  $\frac{5}{8}$ " thick. Now, rip strips  $\frac{3}{16}$ " wide (the lengths stated are extra

long for safety when cutting).

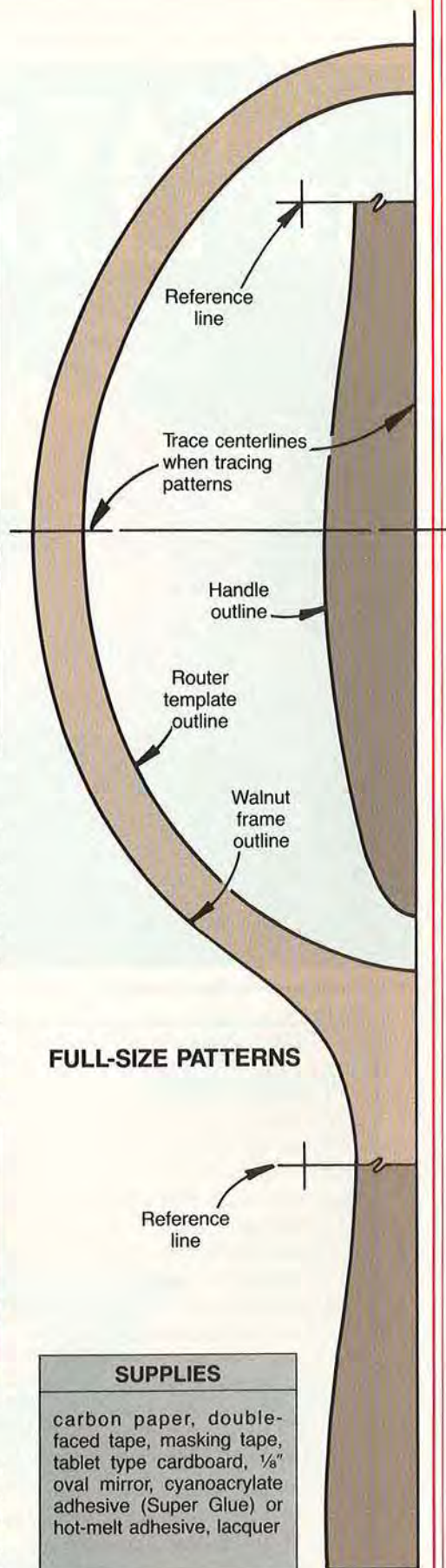
**2** Using a miter box, cut 20 cherry squares and 4 padauk squares ( $\frac{5}{8} \times \frac{5}{8}$ "). With the remaining stock, miter-cut one end, and then cross-cut as shown in the photo *below* to form the 16 triangular pieces for the starlike center.

**3** Cut a piece of cardboard to  $3\frac{3}{4} \times 5$ " (we used the backing from a writing tablet). Draw a horizontal and vertical centerline on the card-



Cutting the triangular pieces to shape from the longer lengths.

board. Select four pieces of padauk, and sand the top of each smooth. Then, sand a slight round-over on all four top edges of each square. Place a small dab of glue on the



### FULL-SIZE PATTERNS

Reference line


### SUPPLIES

carbon paper, double-faced tape, masking tape, tablet type cardboard,  $\frac{1}{8}$ " oval mirror, cyanoacrylate adhesive (Super Glue) or hot-melt adhesive, lacquer

Continued on page 81

# EAT CAT BULLDOZER



 Print this article

Every sandbox deserves a bulldozer that can build a road, move a mountain, or dig a valley. And, no matter how lost in the land of make-believe your little construction foreman may be, he'll never forget who built his favorite toy.

## FIRST, MAKE THE CHASSIS AND TRACK ASSEMBLY

**1** Using the full-size patterns and carbon paper, transfer the outline of the chassis (A), two track blocks (B), and hole center points onto 1½" stock. (We used 2x6 scrap.)

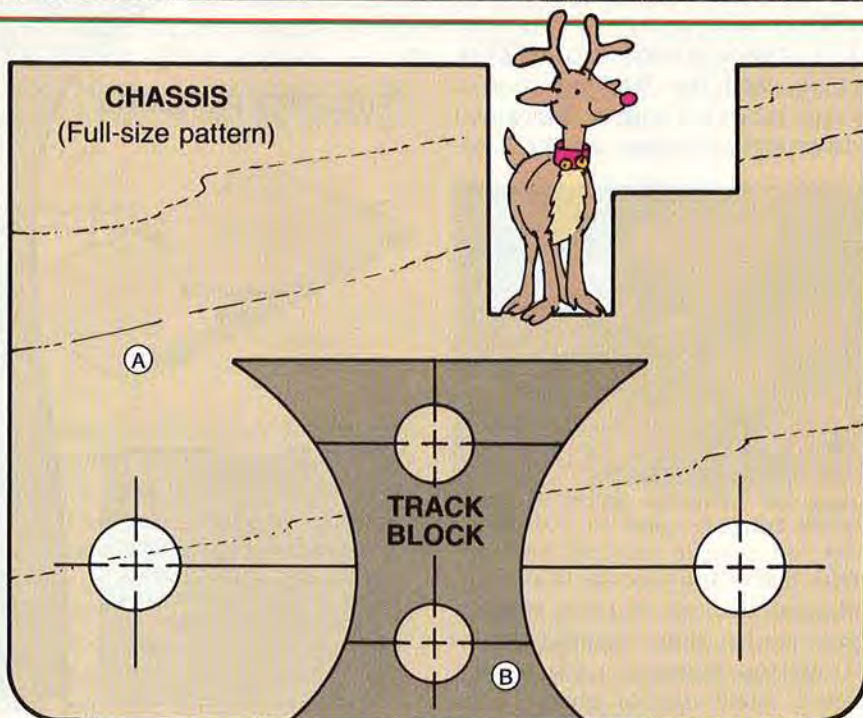
**2** Cut the track blocks to shape with a band saw. Rip and crosscut the chassis to its final dimensions. Then, rout a ¼" round-over on the chassis where shown on the Exploded-View Drawing. Cut or dado the notches in the chassis, and drill the ⅞" axle holes you marked earlier.

**3** Lay out and drill the holes for the exhaust stack (½" dowel), gas cap (⅜" wood button), and headlights, using the hole sizes and locations given on the Exploded-View Drawing. You'll drill the holes in the track block later.

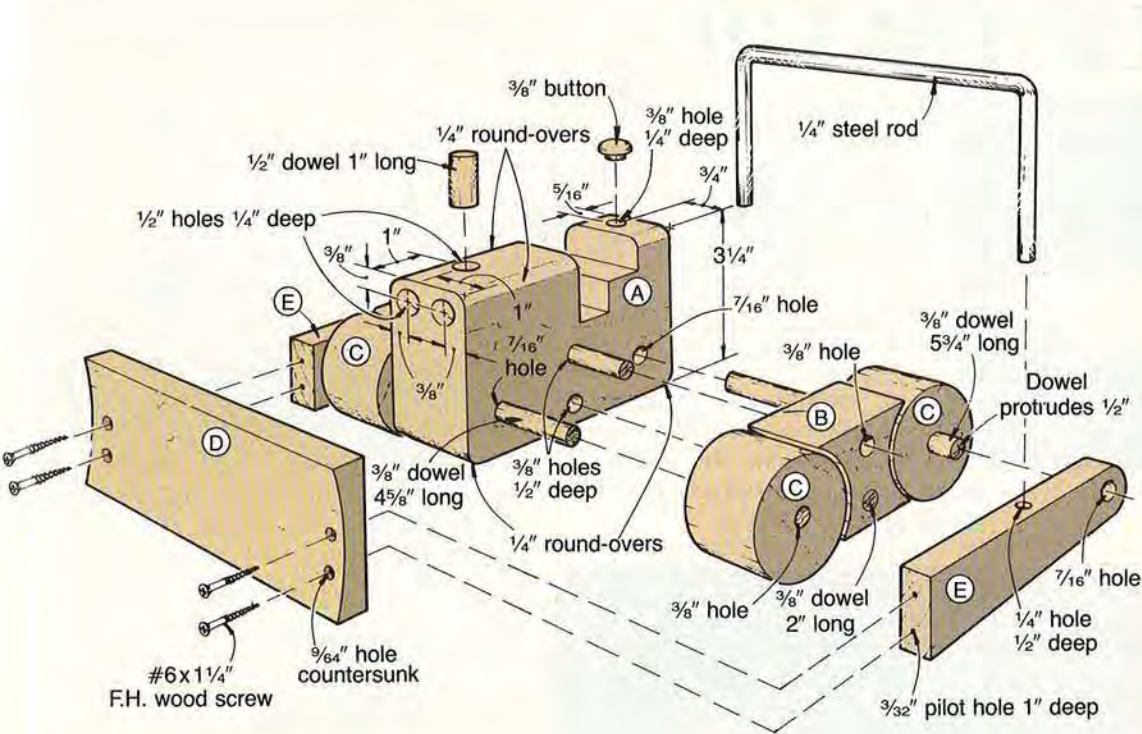
**4** With a compass, mark four 2"-diameter wheels (C) on 1½" stock. (We used the same scrap stock used for the chassis and track blocks.) Drill a ⅜" hole (we used a brad point bit) at the center point of each marked wheel. Carefully cut and sand the four wheels to shape.

**5** Cut the front and rear axles to length from ⅜" dowel stock. Glue one wheel onto each axle (the front axle fits flush with the outside face of the front wheels; the back axle protrudes ½" from the outside of each rear wheel).

**6** With the chassis on its side (we clamped ours in a woodworker's vise), slide the wheel-axle assemblies into the axle holes. Finally, clamp one track block to the chassis centered between the two wheels, and drill a pair of ⅜" holes through the block and ½" into the







| Bill of Materials |                |          |        |          |      |
|-------------------|----------------|----------|--------|----------|------|
| Part              | Finished Size* |          |        | Material | Qty. |
|                   | T              | W        | L      |          |      |
| A                 | 1 1/2"         | 3 1/4"   | 4 1/4" | pine     | 1    |
| B                 | 1 1/2"         | 1 3/4"   | 2 1/8" | pine     | 2    |
| C                 | 1 1/2"         | 2" diam. |        | pine     | 4    |
| D*                | 1/2"           | 2 1/4"   | 5 3/4" | pine     | 1    |
| E                 | 1/2"           | 1 1/4"   | 4 3/4" | pine     | 2    |

\*Part marked with an \* is cut larger initially, and then trimmed to finished size. Please read the instructions before cutting.

**Supplies:** 1/2" dowel stock, double-faced tape, 3/8" dowel stock, 1/4 x 1 3/2" cadmium-plated steel rod (available at most hardware stores), 4 — #6 x 1" flathead wood screws, 3/8" wood button, epoxy, polyurethane or a nontoxic oil finish

### HERE'S HOW TO SHAPE AND ATTACH THE DOZER BLADE

**1** Cut a piece of 1/2" stock to 2 1/4 x 12" long for the blade (D).  
**2** To form the curved blade front, start by raising the table saw blade 1/8" above the surface of the saw table. Next, set your table saw miter gauge at 56° from center. Use this angled setting to position a straight-edge (we used a 2x4) next to the blade where shown in the photo below. Clamp the straightedge in



Use the table saw and an angled fence to cove the dozer blade.

place. Start the saw and use push sticks to move the 1/2" board across the blade (pushing forward) to cut

the cove. Next, raise the blade 5/16" above the saw table surface, and make another pass to deepen the cove. (We cut several pieces of scrap stock first to ensure the straightedge was in the right position to center the cove on the workpiece.) Now, crosscut the blade to finished length.  
**3** To make the blade arms (E), cut two pieces of 1/2" stock to 1 1/4 x 4 3/4". Using the full-size Blade Arm pattern above, transfer the shape of the blade arm and the 7/16" hole location to one of the 1/2" pieces. Using double-faced tape, stick the two pieces together, with the marked piece on top. Cut the taped-together pieces to shape, and drill a 7/16" hole through both pieces for the rear axle. Mark the location, and drill a 1/4" hole in the top of each blade arm for the roll bar. Pry the pieces apart, and remove the double-faced tape.

**4** Drill and countersink four holes through the dozer blade and into the

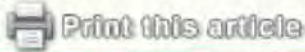
Continued on page 82

chassis. Repeat this process to drill the holes for the other track block. Glue and dowel the track blocks to the dozer. Later, sand the dowels flush with the outside face of each track block.

**7** Slide the axle assemblies through the chassis axle holes, and glue a wheel to the other end of each axle. (Be careful not to get the wheels too tight against the chassis. If you get them too tight, the wheels won't turn freely.)

# BUCKLE 'EM UP

What better way to show off your woodworking hobby than with our easy-to-make belt buckles? You can make enough of them in one evening to take care of your gift list for months to come. You'll find the hardware inexpensive and the wood as near as your scrap box.

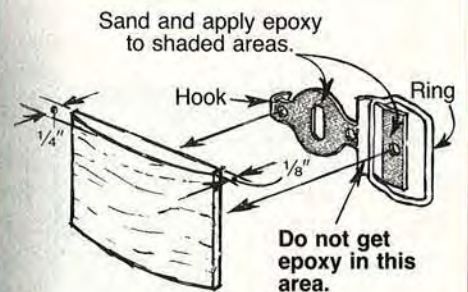


**1** Resaw a piece of scrap stock to  $\frac{5}{16}$ " thickness (we cut ours on the band saw). Cut blanks to  $2 \times 3$ " for the large buckles and  $1\frac{1}{8} \times 2\frac{1}{2}$ " for the small buckles.

**4** Now, sanding *with* the grain as shown *below*, sand the buckle smooth. Finish-sand the buckle by hand, using progressively finer-grit sandpaper.

**5** Sand the back side of the hook hardware for better adhesion when epoxying the hook to the buckle. Epoxy the hook to the back of the buckle. Be careful not to epoxy the ring to the wood (we used quick-set epoxy).

## BUCKLE ASSEMBLY



**6** Finish as desired (we used spray-on Deft). Attach to your favorite belt.

## BUYING GUIDE

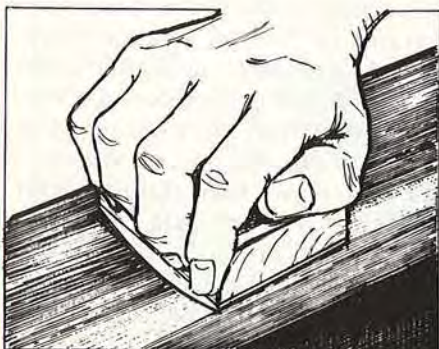
• **Hook and rings.** For belts 1" to 1 $\frac{1}{4}$ " use catalog no. 1601; for belts 1 $\frac{1}{2}$ " to 1 $\frac{3}{4}$ " use no. 1602, 79 cents each. Write Tandy Leather, Advertising Dept., P.O. Box 791, Fort Worth, TX 76101 for the retail outlet nearest you. ♣



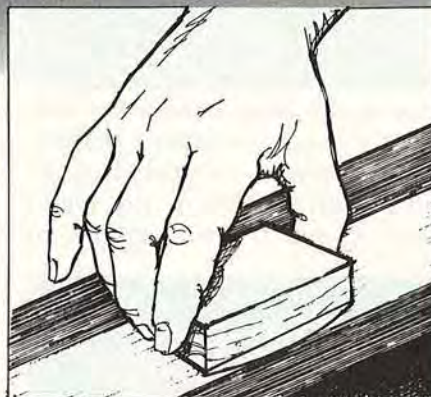
Photographs: Bob Calmer  
Illustrations: Chuck Stearns

**2** To protect your fingers when sanding, cut a 1"- to 1 $\frac{1}{2}$ "-thick block to the same size as the buckle. Using double-faced tape, stick the buckle blank to the block.


**3** Sanding *across* the grain, sand the front of the buckle to a curved shape as shown *below*, being careful to maintain an even  $\frac{1}{8}$ " thickness along the ends and a  $\frac{1}{4}$ "-thick middle.



Tape buckle blank to block and sand the curved profile.



Smooth out curvature by sanding with the grain.



## QUILT-LOOK HAND MIRROR

Continued from page 77

back of each, and glue them in position at the center of the cardboard, alternating the grain as shown on the Exploded-View Drawing. (We used Super Glue; hot-melt adhesive also works.) Using the procedure just described, and working from the center out, glue the rest of the pieces in position on the cardboard to form your quilt insert.

**4** Center the frame, rabbet side or front face down, over the quilted insert. Trace the rabbet outline onto the insert. Using a band saw, cut outside the marked line. Sand to the line until the insert fits snugly inside the rabbeted opening. Sand a slight round-over on the edges just cut.

### FINAL ASSEMBLY AND FINISHING

**1** Take the frame to a glass shop, and have a mirror cut to size. (See the Buying Guide for our source.) Place the mirror in the opening. Run a bead of glue along the edge of the mirror, and glue the quilted insert in place. To avoid damaging the silvering, be careful not to get glue on the mirror back other than at the outside edge.

**2** Mask off the mirror, and apply finish to the walnut frame and quilted insert. (We used lacquer.)

### BUYING GUIDE

• **Router guide bushing set.** Set has a universal router base plate that fits most popular round base routers. Also included are  $\frac{1}{16}$ ",  $\frac{1}{16}$ ", and  $\frac{3}{8}$ "-diameter bushings. \$11.95 ppd. from Woodcraft, 41 Atlantic Ave., P.O. Box 4000, Woburn, MA 01888, or call 617/935-5860.

• **Oval mirror.** \$5.50 ppd. from The Stained Glass Store, 3617 Ingersoll Ave., Des Moines, IA 50312, or call 515/279-4855.

Project Design: Roberta Zahradka  
Photographs: Bill Hopkins; Bob Calmer  
Illustrations: Kim Downing; Bill Zaun

# "I find the HEGNER far superior in all aspects..."

"... does everything I want."

"A pleasure to use."

"Worth every..."

"T..."

**SAVE**  
**HOLIDAY PROMOTION**  
Call now for details

... the  
... just complete  
... the coupon or call  
... FREE information.



- Please send me FREE information on the HEGNER Precision Scroll Saws.
- Please send FREE information on HEGNER Lathes and Lathe Duplicators also.

Name \_\_\_\_\_

Address \_\_\_\_\_

City, State, Zip \_\_\_\_\_

Phone (\_\_\_\_) \_\_\_\_\_

**ADVANCED  
MACHINERY  
IMPORTS LTD.**

P.O. Box 312, Dept. 219  
New Castle, DE 19720  
Call 302 • 322 • 2226



## ANYTIME ANYWHERE ANYWOOD

**mold plane and edge**

Professionals and hobbyists alike know the strengths of the W&H molder-planer. Superior US-made construction and quick two-minute cutter changes make it a snap to cut moldings and plane hardwoods. It's fast, easy, and super-smooth.

Picture frames. Crown moldings. Raised panels. And more. Our three models offer the best value in your shop or on the job site!

Our five-year warranty and free 30-day trial are your assurance that W&H goes the distance.

**Mail this ad or call us toll-free today.**

**1-800-258-1380 In NH 603-673-3446**

Williams & Hussey Elm Street Dept. 237KM  
Milford, NH 03055

YES! Send your free information kit today.

Name \_\_\_\_\_

Address \_\_\_\_\_

City \_\_\_\_\_ State \_\_\_\_\_ Zip \_\_\_\_\_

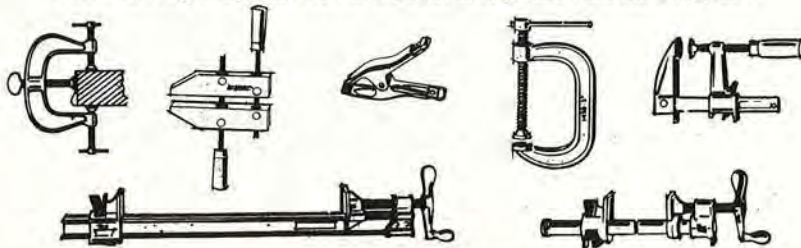
- I am a professional  I am a hobbyist  
 I am also interested in your 12" lathe



# "Jorgensen"® AND "Pony"®

## CLAMPS

Dependable extra hands for all types of clamping and work-holding jobs:  
Woodworking Projects, Home Maintenance, and Furniture Repair.



Write for FREE LITERATURE.

For big 32-page "how-to-clamp-it" catalog, send \$1.00.

ASK YOUR DEALER

**ADJUSTABLE CLAMP COMPANY**

THE CLAMP FOLKS

410 N. Ashland Avenue • Chicago, IL 60622

Write or Call  
For Our  
Expanded Catalog

**Cascade Precision Tool Co.**  
Box 848, Mercer Island, WA 98040

PREMIUM QUALITY CARBIDE TIPPED ROUTER BITS AND SHAPER CUTTERS

Custom Work A Specialty • Send A Profile For A Quotation • Expert Sharpening Service Available

Two Great Shapers at a Sensational Price!

**CAS 15 Wood Shaper/Router Table**  
\$395 For A Limited Time Only  
(Plus \$50 Freight)

**\$69.95**

- Interchangeable 1/2" and 3/4" Spindles
- Collets For 1/2" and 1/4" router bits
- 1-1/2 HP UL motor
- Two spring steel hold down clamps
- 1.2" Vertical spindle travel
- 5" and 3" Inserts in cast iron table
- Reversing switch
- Mitre included



**CMP-2L**

**\$1095** (plus \$95 Freight)

- 3 HP
- 2 speed - 7,500/10,000 RPM
- Reversible
- 1", 3/4", and 1/2" spindles included



- Collet for 1/2" and 1/4" shank router bits included
- 4" Vertical spindle travel
- 23-5/8" x 17-3/4" fixed ground cast iron table with dovetailed mitre
- fixed table provides holddown clamps for both side and top control of material
- 18-1/2" x 13-5/8" sliding table includes support arm mitre and holddown clamp
- 15-3/4" sliding table movement
- Steel fence with 4-way micro adjustment
- 33-1/2" table height
- 385 lbs. net

CARBIDE TIPPED SHAPER CUTTER PANEL RAISER-

3 Wing, 5 Profiles, 3MM Thick Carbide  
(Now with 10° Upshear)

- 4 5/8" OD with 3/4" Bore (1/2" Bushing)
- 5 1/2" OD with 1 1/4" Bore (1" Bushing)

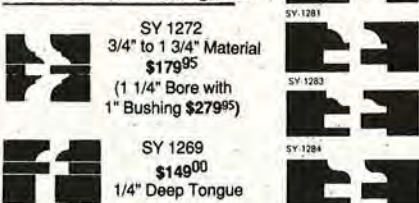


6 PC CARBIDE TIPPED CABINET SETS

- 3mm CARBIDE • 3/4" BORE W/1/2" BUSHING
- 13 STOCK PROFILES • \$149<sup>95</sup> To \$179<sup>95</sup>

SY 1280 To SY 1284

- 3/4" to 1 1/4" - Thick Material
- 3/8" Deep Tongue - \$179<sup>95</sup> ea.
- (1 1/4" Bore with 1" Bushing, \$259<sup>95</sup>)



1/2" SHANK CARBIDE TIPPED CABINET DOOR SET

- BIG 3-1/2" O.D. PANEL RAISER - \$59<sup>95</sup>

(Choice of 5 Profiles Above)



BOTH  
\$119<sup>95</sup>

- RAIL/STYLE CUTTER
- RAIL END CUTTER  
(Choice of 4 Profiles Above)

3 pc. set  
NOW ONLY  
\$179.90

ORDER COD BY PHONE OR WITH VISA/MC OR ORDER BY MAIL WITH MO, CHECK, VISA/MC  
Call or Write For New Catalog Featuring Over 300 Carbide Tipped Router Bits and Shaper Cutters

ORDER TOLL FREE: 1-(800)-235-0272 • IN WASHINGTON STATE CALL 1-236-0272

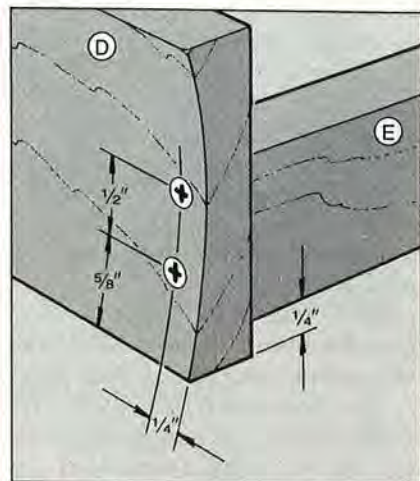
10 AM - 7 PM - Monday through Saturday



## FAT CAT BULLDOZER

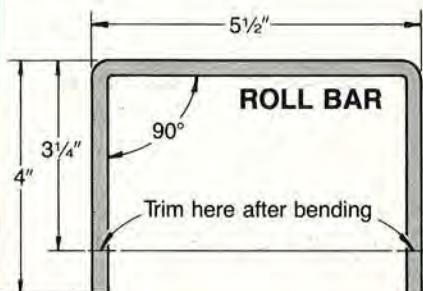
Continued from page 79

blade arm, using the dimensions and hole sizes on the drawing below. (The outside face of the blade arms are flush with the ends of the blade.) Slide the blade arms onto the rear axle dowel. Now, glue and screw the blade to the two blade arms.



## FINALLY, FORM THE ROLL BAR AND FINISH THE DOZER

1 Cut a 13 1/2" length of 1/4" steel rod for the roll bar. Mark the locations of the bends with masking tape. Clamp one end of the rod in a vise, and make the bend where shown in the drawing below. Repeat for the other bend.



2 Trim the bottom ends of the roll bar even with a hack saw. Epoxy the roll bar into the holes in the blade arms.


3 Cut the exhaust stack to length. Glue the exhaust stack and 3/8" button in place on the chassis. Finally, apply two coats of polyurethane or several coats of an oil finish.

Project Design: James R. Downing  
Photographs: William Hopkins; Bob Calmer  
Illustrations: Kim Downing; Bill Zaun

**Shop helper**  
PRODUCT

"Those Yellow Wheels..."  
**ANTI-KICKBACK STOCK FEEDER**

**NEW IMPROVED!**



FOR USE ON: TABLE OR RADIAL SAWS, SHAPERS, JOINTERS, ROUTER TABLES, ETC.

- HOLDS STOCK DOWN AND AGAINST FENCE
- MINIMIZE BINDING, CHATTER AND KICKBACK
- QUICKLY AND EASILY MOVED FROM MACHINE TO MACHINE
- ENSURE OPERATOR SAFETY
- WHEELS INTERCHANGEABLE BETWEEN MODELS
- NEW CONTINUOUS HEIGHT ADJUSTMENT FOR IMPROVED PRECISION
- NEW WHEEL DESIGN
- NEW SLOTTED TRACK FOR HORIZONTAL ADJUSTMENT
- NEW HEAVY DUTY SPRING LOADED ARM
- NEW DOVETAIL BRACKET FOR SMOOTHER ADJUSTMENT

Set complete with brackets **\$89.50**  
24" track, 2 gibs, hardware **\$29.95**  
12" track, 1 gib, hardware **\$16.95**  
(Additional mounting brackets available)

Mfg. by Western Commercial Products  
For nearest dealer or to order, call:  
800-344-7465; CA 800-828-8833  
Or write: P.O. Box 238, Tulare, CA 93275  
DEALER INQUIRIES INVITED

# HONING GUIDE WITH MICRO-BEVEL ACCURACY



Produce a sharp cutting edge quickly, easily and accurately. Hone a micro-bevel with a turn of the setting knob. The Veritas honing guide and angle jig combination will even tackle the difficult job of sharpening skew blades. For plane, chisel and spokeshave blades.

**05M02.10W** Honing Guide and Angle Jig **\$25.95**. Add \$1.75 for shipping. N.Y. residents include tax.

Send check or money order to:  
**veritas®** Dept. 101  
12 River Street, Ogdensburg, N.Y. 13669

# BEST VALUES

## IN WOODWORKING MACHINERY

### 15" THICKNESS PLANER complete with floor stand

Big planing capacity at a reasonable price from the woodworking specialists. Saves time and money, Pays for itself in no time.



### 14" WOOD LATHE with duplicator and stand



Produce identical copies or singles. For the pro or beginner. Multi speed. Priced for everyone.

## FREE 45 DAY TRIAL IN YOUR SHOP EASY TERMS!

Send for complete information! Don't Delay!  
**CALL TOLL FREE: 1-800-654-2254**

### GREAT PLAINS MACHINERY CO.

Dept. 1446, 4050 Broadway, K.C., Mo. 64111

- YES!** Please rush me my **FREE PLANER INFORMATION KIT.**  
 **YES!** Please rush me my **FREE LATHE INFORMATION KIT.**

NAME \_\_\_\_\_  
ADDRESS \_\_\_\_\_  
CITY/STATE \_\_\_\_\_ ZIP \_\_\_\_\_

**MAKE UP TO \$26.00 an HOUR**

**START YOUR OWN MONEY MAKING BUSINESS**

Hundreds of FOLEY-BELSAW trained men have succeeded in this fascinating and highly profitable field...

You Can Do It Too! ... BE A

# LOCKSMITH

**FREE BOOKLET**



Never before have money-making opportunities been so great for qualified Locksmiths. Now lucrative regular lock and key business has multiplied a thousandfold as millions seek more protection against zooming crime. Yet there's only one Locksmith for every 17,000 people! Train FAST at Home — Collect CASH PROFITS Right Away. You're in business ready to earn up to \$26.00 an hour a few days after you begin Foley-Belsaw's shortcut training. Take advantage of today's unprecedented opportunities in Locksmithing for year-round EXTRA INCOME in spare time — or full time in a high-profit business of your own. Hundreds of men who've trained have done it. So can YOU! All tools plus professional Key Machine given you with course. These plus practice materials and equipment, plus simple, illustrated lessons, plus expert supervision, plus business-building guidance will enable you to **KEEP THE MONEY COMING IN!** Ideal for retirement — good jobs, too.

**SEND FOR EXCITING FACTS — NO OBLIGATION! PRO KEY MACHINE YOURS TO KEEP FREE**

This machine can add up to \$200 a month to your income... it won't cost you a penny extra with your training.



FOLEY-BELSAW INSTITUTE  
6301 Equitable Rd., Dept. 11271  
Kansas City, Mo. 64120

FIND OUT ABOUT IT **RUSH COUPON TODAY**

There is **NO OBLIGATION** \* **NO SALESMAN** Will Call - ever!

**FREE** RUSH RUSH FREE BOOK "Keys To Your Future"  
NAME \_\_\_\_\_  
ADDRESS \_\_\_\_\_  
CITY-STATE-ZIP \_\_\_\_\_



## The professional choice in fine quality joint making... The RBI Joint Machine

Create beautiful practical and decorative wood joints in seconds. Custom furniture building and cabinetry has never been easier! You can make Dovetails, mortises, rabbets, and finger joints effortlessly. Easy enough for the most novice



woodworker to enjoy! Over twice the capabilities of comparable machines at less than half the cost! Don't wait another day to find out how fun and easy joint making can be!

Send Today For Your Free Information Kit!!  
1801 Vine St., P.O. Box 369  
Harrisonville, MO 64701  
1-800-535-8665

**YES**, please rush me information on the all new RBI joint Machine.

NAME \_\_\_\_\_  
STREET \_\_\_\_\_  
CITY \_\_\_\_\_  
STATE \_\_\_\_\_ ZIP \_\_\_\_\_

©1987 RBI, INC. (PLEASE PRINT) CODE RB09

# FREE CLOCKMAKING CATALOG



Lowest Wholesale Prices on:

- Quartz & Mechanical Clock Movements
- Dials • Hardware • Woodworking Tools
- Kits • Music Movements & Boxes
- and Loads of other Clockmaking, Craft and Finishing Supplies!

Yes, send my **FREE Klockit Catalog**:

Name \_\_\_\_\_  
Address \_\_\_\_\_  
City \_\_\_\_\_ State \_\_\_\_\_ Zip \_\_\_\_\_

**KLOCKIT** Dept. WD117  
P.O. Box 542, Lake Geneva, WI 53147

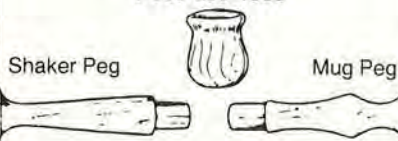
**SHAKER PEGS  
CANDLE CUPS  
MUG PEGS**

\$17.95 per 100, prepaid.  
Wide selection of other  
wood products.

Catalog \$2.00 or free with order.

**Benny's Woodworks**

P.O. Box 656, Dept. WD8  
Antioch, TN 37013  
1-800-255-1335



Shaker Peg

Mug Peg

**A Complete New Combination Kit for Whittling  
and Carving By WARREN TOOL CO., INC.**

BASIC WOODCARVING



Basic Woodcarving  
lesson book, prepared  
by the National Carvers Museum,  
teaches and illustrates proper  
carving techniques through  
clear instructions and  
simple projects.

**# COMBI-TCE \$82.00 + \$2.25 p&h**  
OUR FINEST COMBINATION WHITTLERS AND CARVERS KIT  
Contents: 1 Redwood Box, 1-#CWH-R Rosewood handle,  
1-#L-Palm Walnut handle, (one each) #PTV-1, #LBG,  
#SBG, #PTV-2, #STC, #STG, #SFTG, #SKU, Gouges,  
1-#LD2 (Large Blade), #6SBL (6-Small Blades), 1-Leather  
Strop Block, 1-Abrasive Paper Block, 1-Instruction Booklet.  
All blades and gouges sold in their own plastic storage tubes  
to avoid damage to these honed ready-to-use tools.

**WARREN TOOL CO., INC.**

Rt. 1, Box 14A-W, Rhinebeck, NY 12572  
New Catalog #5 Send \$1 • (914) 876-7817  
N.Y. residents add 5.25% sales tax • Foreign shipping: "all foreign orders  
(including Canada) send MO in US funds plus additional \$1.75 for P&H.

**EDLCO**

**Appalachian Hardwood Specialists**

21 species

Domestic Hardwoods  
Softwoods

Kiln Dried Delivered Prices

Catalogue \$2.00

Write Today EDLCO

Box 5373 W

Asheville, N.C. 28813

Phone (704) 255-8765

**We Know Our Lumber**

**EDUCATIONAL LUMBER CO., INC.**

**Free Catalog**



Ashley Iles  
chisels and  
gouges

Auto Mach  
electric  
chisels

Tyme lathes

P.C. English Inc.

P.O. Box 380 Dept. F B09  
Thornburg, VA 22565

**Van Dyke's**

Presents a  
**Catalog**

with supplies for  
upholstery, antique  
restoration, wood  
working, caning,  
brass hardware,  
carvings and many  
related trades!

36 Years in Creative Arts & Trades

Many Hard-To-Find Items!

SEND \$1.00 FOR CATALOG TO:  
**Van Dyke's Restorers**  
Dept. D55 - Woonsocket, SD 57385



**Exotic Hardwoods**

Ebony & others. For serious  
woodworkers & turners.

FREE CATALOGUE

Phone or write:

ART EISENBRAND  
4100 Spencer Street  
Torrance, CA 90503  
(213) 542-3576

**BAND SAW BLADES**

WELDED TO YOUR EXACT LENGTH

Complete Band Saw Blade Line  
Including Saw Mill Blades

We also carry:

Scroll Saw Blades • Hand Saws  
Circular Saw Blades • Hole Saws  
Hack Saws • Sanding Belts  
Sanding Disks • Router Bits  
Files • Rasps • Scrapers

SEND \$1.00 FOR CATALOG or  
TO ORDER PHONE OR WRITE TO:

**BUCKEYE SAW COMPANY**  
P.O. BOX 14794  
CINCINNATI, OHIO 45250-0794  
1-800-543-8664 (Except Ohio)  
1-513-621-2159 (In Ohio)



**Moving  
Wooden Toys**

Build these six unique  
toys which move in  
some ingenious way.  
Plans include some full

size patterns.  
As seen in Better Homes and  
Gardens\*  
PLAN #50228-W \$8.25  
POST & HANDLING \$1.50  
OUR NEW CATALOG\* \$2.00  
TOTAL  
\*Catalog price is refundable with next  
order. Iowa residents add sales tax.



P.O. BOX 65725, WEST DES MOINES, IA 50265

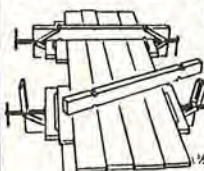
**DUSTKING**



Dust Collectors  
**1 HP 349<sup>00</sup>**  
**1/2 HP 249<sup>00</sup>**  
Cast Aluminum  
Construction  
5-Year Warranty  
30 or 55  
gallon Container  
**1-800-345-0598**

BEC Industries • 51 Washington St.  
Sunman, Indiana 47041  
513-367-1423

**EDGE JOINING**



**NO DOWELING  
NO PLANING  
NO BOWING**

STURDY MAPLE  
STRAIGHT EDGES  
FREE GLUE SHIELDS  
1/2" JACK SCREWS BOTH ENDS

16" CAPACITY 34.50  
26" CAPACITY 37.50  
36" CAPACITY 40.50

**NO OTHER TOOLS  
NECESSARY!!!**  
2 Clamps Shown

ADD 13<sup>00</sup> EACH FOR SHIPPING

**10% DISCOUNT ON TOTAL W/3 OR MORE (ANY SIZE)**  
VISA/MSTR.CD. ACCEPTED (EXP. DATE REQ'D.)

**IMMEDIATE DELIVERY INFO**

PAT. 4,671,500

MARK PROD. Box 46143 Dept. W11  
Bedford, OH 44146 Call: 216-232-1281



COMPARE  
THE  
**FINEST QUALITY**  
AT THE  
**RIGHT PRICE**

TURNING STOCK  
PANELING  
CURLEY AND  
BIRDSEYE MAPLE  
SPALTED LUMBER  
VENEER  
CARVING STOCK

**NORTHEASTERN  
HARDWOODS**

RED OAK  
WHITE OAK  
CHERRY  
HARD MAPLE  
WALNUT  
and other species

FREE CATALOG  
WHOLESALE PRICES  
NO MINIMUM ORDER

**NORTHEASTERN HARDWOODS**

P.O. BOX 365 SALAMANCA, N.Y. 14779  
716-945-1510

## SOUND ADVICE

# TOUGH TOPPINGS FOR CONCRETE SHOP FLOORS

You can't hurt workshop floors of concrete, but face it, they don't look hot. You can, however, brighten them up with one of these tough, easy-maintenance finishes that go steps beyond ordinary paint.

Have you always wanted to shape up your concrete workshop floor with a good-looking finish but postponed trying because it might not hold up? Well, get ready now. Here's some heavy-duty options you may want to check out.

### Epoxy paint, the toughest of the tough

Polyamide epoxy gives you the toughest painted surface — as proof, it's used on loading docks. The standard color happens to be white. It really brightens a workshop floor, but colored pigment can be added at the store.


Epoxy ranks high in cleanability, durability, resistance to abrasion (such as walking across sawdust), chemicals, and moisture-related problems. But, compared with a latex floor enamel, you'll find epoxy a pain to apply. You have to mix two parts, then apply the mixture promptly, before it hardens (it sets up in about half an hour).

You'll need two gallons (about \$40) for approximately every 250 square feet of floor. That translates to about 16 cents a square foot. And, pros suggest you sprinkle carborundum dust (available where you buy the epoxy) directly on the wet floor for slip resistance.

### Acid-stain for permanence

In this virtually permanent coating method, a pigmented acid etches its way into the concrete. The color won't wear away until the concrete does, and you can protect it with floor wax. You can even have a fancy floor by scoring the concrete with a pattern.

Acid staining mimics an epoxy in characteristics, but ranks higher in durability. However, it may not be for you if your floor happens to already be sealed. Because of the acid, applying it requires a pro, who will charge you about 75 cents per square foot for the job.

Neither tough, easy-clean epoxy or acid-staining will do anything for your comfort, such as preventing tired feet. For that, your best bet will be to place mats around for cushioning in the areas you stand a lot. Called *anti-fatigue* mats, they're made of spongy vinyl about 3/8" thick.  [Print this article](#)

## NEW WOODWORKING BOOKS

Published by the British Guild of Master Craftsmen available NOW in the USA

ANY 3 BOOKS \$36.00 PLUS \$3.00 P&P



- |   |         |
|---|---------|
| 1. Woodworking Plans and Projects                         | \$14-50 |
| 2. 40 More Woodworking Plans & Projects                   | \$14-50 |
| 3. Sharpening and Care of Woodworking Tools and Equipment | \$14-50 |
| 4. Woodcarving : A Complete Course                        | \$14-50 |
| 5. Pleasure and Profit from Woodturning                   | \$14-50 |
| 6. Turning Miniatures in Wood                             | \$14-50 |

Please send me the following titles  1  2  3  4  5  6

Plus \$1 p&p per book.

Name .....

Street .....

City .....

State .....

Zip .....

My check for \$..... is enclosed and made payable to Garrett Wade Co. Inc.

Debit my  American Express  Access  Mastercharge  Visa

Diners Club Account with \$ .....


My Account No. .... Ex date .....

Signature ..... Send order with remittance to:

**Garrett Wade Company Inc.,**

161 Ave. of the Americas, New York, N.Y. 10013

## NEW! 3-SPEED STROKE SANDER



30-DAY FREE TRIAL!

Now! A low-cost, large-capacity stroke sander with three built-in speeds, automatic 22-in. table elevation, 24" x 48" sliding worktable and spring-loaded, travelling platen. Open-ended design accommodates any length of material. Long-lasting endless belts are 6" x 156".

**SPEEDS PRODUCTION...IMPROVES QUALITY!** Experts agree... a wide belt stroke sander is the "tool of choice" for panel and long edge sanding... yet, this same versatile machine will also handle an endless variety of smaller pieces, either individually or in groups.

You'll be amazed at the speed and absolute control the Model 800 can bring to your sanding projects.

Designed for years of continuous service, the compact Model 800 (floor space needed is only 3.4' x 6.5') is also ideal for the serious home woodworker.

Write **WOODMASTER TOOLS, Dept. YW01, 2908 Oak, Kansas City, MO 64108** or phone **TOLL FREE 1 (800) 538-4200 Ext. 2121**

**YES!** Please rush my **FREE INFORMATION KIT** and details on your 30-Day Free Trial Guarantee.

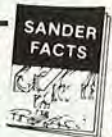
Name .....

Address .....

City .....

State .....

Zip .....



Over  
1,000  
Carving  
Patterns  
Starting  
At \$1.40



Send for your new 80-page Hummul catalog, featuring the entire G. Stiller pattern library. Also reference books galore on carving, woodworking and wildfowl. Full line of carving tools & art supplies.

C. J. Hummul Co.

404 Brookletts Avenue  
P.O. Box 1849, Dept. WD  
Easton, MD 21601  
(301) 820-8760



THE  
ORIGINAL  
CUT-UP

Roy Underhill, host of THE WOODWRIGHT'S SHOP. Preserving and passing on the artistry of traditional woodworking with oak, pine, hickory and cords of corn. THE WOODWRIGHT'S SHOP. Beginning its seventh season this fall on PBS; check local listings for airtime.

Produced by The University of North Carolina Center for Public Television.

THE  
WOODWRIGHT'S  
SHOP

with  
Roy Underhill

Funding provided by public television stations and State Farm Insurance Companies.

WOODWORKERS

SYSTI MATIC  
PLANER COMBINATION



CARBIDE TIPPED

50 TOOTH SPECIAL!  
10" BUDKE BLADE \$39.95 ppd

FREE CATALOG SUBSCRIPTION WITH PURCHASE.

CATALOG ONLY.  
2 year subscription (8 issues) \$4.00.  
Free \$5.00 gift certificate with catalog order.

R. A. NESS & CO.  
THE WOODWORKERS  
EMPORIUM

8888 N. MILWAUKEE AVE.

NILES, IL 60648

(312) 824-0565



SPECIAL OFFER! 1/2 PRICE!

ENDS 12-15-87! LIMIT ONE PER CUSTOMER

SOLID CHERRY Clock Kit

Ultra-Accurate Quartz Movement



ONLY \$9.95  
Reg. \$19.90

COMPLETE KIT INCLUDES:

- Solid Cherry Case
- Painted Dial with Convex Crystal 6"H x 4 1/2"W 2 1/4"D
- Quartz Movement, 3 Year Guarantee

Finished Clock Worth Over \$50!

ORDER TODAY! #171321 (Plus \$2.75 Shpg & Hndlg IL Res Add 6.5% Sales Tax, WI Res. Add 5%.)



CLOCKMAKERS CATALOG!

FREE!

Over 40 Clock Kits! Quartz Movements! Dials and Hardware!

CALL OR WRITE TODAY!

(715) 823-5101

Craft Products Co. SINCE 1940!  
Dept. BG7N Box 326, Clintonville, WI 54929

★ SANDPAPER ★  
NO GIMMICKS—GREAT PRICES

BELTS: GRITS ASSORTED UNLESS OTHERWISE SPECIFIED

|            |                |            |                |                        |                |
|------------|----------------|------------|----------------|------------------------|----------------|
| 1 x 30     | .....\$0.69 ea | 3 x 21     | .....\$0.77 ea | 4 x 24                 | .....\$0.94 ea |
| 1 x 42     | .....0.69 ea   | 3 x 23 1/4 | .....0.80 ea   | 4 x 36                 | .....\$1.14 ea |
| 1 x 44     | .....0.69 ea   | 3 x 24     | .....0.80 ea   | 6 x 48                 | .....2.98 ea   |
| 2 1/2 x 16 | .....0.73 ea   | 3 x 27     | .....0.83 ea   | 2 1/4 x 80             | .....2.47 ea   |
| 3 x 18     | .....0.74 ea   | 4 x 21 1/4 | .....0.91 ea   | Other sizes on request |                |

SHEETS (9 x 11)

CABINET PAPER FINISHING PAPER

|                  |         |                 |                 |
|------------------|---------|-----------------|-----------------|
| 50/pk            | 100/pk  | 50/pk           | 100/pk          |
| 40 D.....\$18/pk | \$30/pk | 80-A.....\$9/pk | \$16/pk         |
| 50 D.....15/pk   | 27/pk   | 100 thru 280A   | 8/pk 14/pk      |
| 60 D.....14/pk   | 25/pk   |                 |                 |
| 80 D.....13/pk   | 23/pk   |                 |                 |
| 100 thru 150C    | 12/pk   | 220 thru 600A   | \$13/pk \$23/pk |

NO LOAD PAPER JUMBO CLEANING STICK  
50/pk 100/pk  
180A thru 400A \$10/pk \$18/pk \$8.80

PRESSURE SENSITIVE ADHESIVE DISCS!  
6".....\$1.06 ea 10".....\$3.05 ea  
8".....1.99 ea 12".....4.45 ea  
9".....2.46 ea 15".....6.95 ea

WIDE BELTS • ROLLS • FLAP WHEELS  
PUMP SLEEVES

ECON-ABRASIVES

P.O. Box 865021 • Plano, TX 75086  
Telephone (214) 377-9779  
Outside Texas 1-800-367-4101

SATISFACTION GUARANTEED

- MASTERCARD, VISA OR CHECK
- MINIMUM ORDER \$25
- TEXAS RESIDENTS ADD 6% SALES TAX
- SHIPPING CHARGE ADD \$4.25

ANDREU

Equip your shop like the pros— industrial quality at affordable prices  
15% OFF—CHRISTMAS SALE—15% OFF

10" Heavy Duty Tablesaw



List \$1375

SALE \$1195

3 HP 1PH w/72" Rails  
Bliesmeyer commercial  
fence system available  
\$150 extra

1" Heavy Duty Wood Shaper



List \$1259

SALE \$1095

2 Speed Reversible 3 hp  
Motor comes complete  
with 3/4" & 1" spindles  
Accepts 1/2" & 1/4"  
spindles & router collets

★★★ FREE DELIVERY ★★★

15" x 6" Planer

List \$995



SALE \$850

3 HP 1-phase  
Complete w/rollers, shaving  
hood and stand

Powerful 2 HP  
Dust Extractor

List \$525



SALE \$450

1182 CFM  
One 5" or two  
4" holes—3 HP  
4-bag available

We also carry a full line of jointers, band-saws, sanders, wood lathes and din routers.  
Send \$2 for our Catalog • Visit our Showroom

ANDREU INDUSTRIES, INC.

22-69 23rd STREET ASTORIA, NEW YORK 11105

(718) 278-9528

24 HOURS /  
7 DAYS A WEEK





# The Discerning Craftsman

## Holiday Gift List

*Just check the items you want, tear out this section and casually leave it where your family can find it. They'll get the hint!*



This Freud router bit set (stock #94-100) allows you to produce complete cabinet doors. 1/2" shank. Wooden storage case. List \$248. On sale through December from most dealers at \$199. FREUD, P.O. Box 7187, 218 Feld Ave., High Point, NC 27264; 1-800-334-4107 (in NC 919-434-3171).



Buy three packs of 9 x 11 abrasive sheets and get the fourth one free. Your choice of garnet, aluminum oxide, silicon carbide, wet or dry or no-fill. If you need abrasives, we have them all. Call for belts any size, any grit. ECON-ABRASIVES, P.O. Box 865021, Plano, TX 75086-5021; 1-800-367-4101, in TX 214-377-9779.



Schoolhouse Clock Kit. Ready to finish, preassembled solid pine cabinet with easily installed quality quartz pendulum movement and regulator window, 16 1/2" high, 11" wide. Plus Free new fall catalog. Both \$29.95 ppd. KLOCKIT, P.O. Box 629, Lake Geneva, WI 53147.

Plans for...



Build this 40" high Chicago Victorian Doll House from standard 3/4" lumber. You get five huge 34" x 44" sheets of blueprints and patterns for 22 pieces of furniture. \$17.99 ppd. MEISEL HARDWARE SPECIALTIES, P.O. Box 70, Mound, MN 55364.



This complete Foreom package includes our most popular machine and a variety of the most useful accessories suitable for a full range of precision operations. 1/8 hp motor, foot control, 35 accessories. No. X0510 \$237 value for only \$187.70 ppd. CRAFTSMAN WOOD SERVICE CO., 1735 W. Cortland Ct., Addison, IL 60101.



Ahoy Mate! This beautifully-carved wood figure of Captain Ahab makes a fine gift. 15-inch plaque bordered with rope realistically carved and attractively painted. Order one today \$18.95 or two for only \$36. ARMOR PRODUCTS, Box 445, East Northport, NY 11731; 516-462-6228.



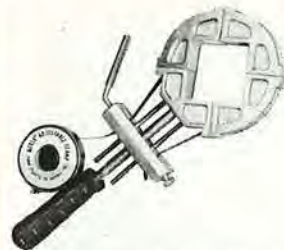
Simply cut sandpaper from standard sheets for these sleeveless drum sanders. Holiday special: 1" x 3" and 2 1/2" x 3" set, \$27.95 + \$2.50 s/h. Many other sizes available. Money-back guarantee. Send check to SINGLEY SPECIALTY CO. INC., P.O. Box 5087B, Greensboro, NC 27403.



Tomegata Japanese Mitre Layout Tools. 45° tool has 3 1/2" angled and 4 3/8" straight edge lengths for precision cutting of 45° mitres \$6.95. 45°/90° tool makes a more versatile and unusual gift for the woodworker at \$9.95. Call toll-free 1-800-638-6405 for these and many other tool ideas. W.S. JENKS & SON, 1933 Montana Ave. NE, Washington, DC 20002.



Delight any youngster with this rocking version of an extinct dinosaur. It's built entirely of solid lumber for years of hard play. The small size is ideal for 3 year olds and up. Plan #785 \$5.95 + \$1.50 p/h. Catalog \$2 (refundable with first order.) THE WORKSHOP BLUEPRINT CO. P.O. Box 65725, West Des Moines, IA 50265.



"Merle," the adjustable corner clamp, forces your project into square. Fully adjustable from 2 5/8" x 2 5/8" to 36" x 36". Perfect for anything that requires 90 degree corner clamping. Cast aluminum and steel construction; quick and easy to use. \$18.95. MLCS LTD., P.O. Box 53-D, Rydal, PA 19046 or call toll-free 1-800-533-9298. (In PA 1-800-346-7511, ext. 56.) Visa/MC.



The record bench plane set makes a perfect gift. Set includes the three most important planes you need: 04 smooth, 05 jack, and 07 jointer. Sale priced \$139 ppd. XYLOPHILE, 138 E. Loundon, Lexington KY 40505; 1-800-354-9083.



The Leigh Model D-1258R Dovetail Jig lets you rout perfect through and half-blind dovetails quickly, accurately and easily—and with any size and spacing you wish. Dovetails up to 1 1/4" thick on boards up to 12" or 24" wide. Free brochure or to order 1-800-663-8932. From Canada call collect 604-992-2440. LEIGH INDUSTRIES LTD., Box 4646B, Quesnel, BC, Canada V2J 3J8.

### SUPER 15" SCROLL SAW


Only \$139.95 shipped complete, ready to run. Comparable value over \$500. This versatile machine makes cutting intricate wood patterns easy. Thousands have been used in Europe for many years. PENN STATE INDUSTRIES-W, 2850 Comly Rd., Philadelphia, PA 19154; 215-676-7609, ext. 15.



Radio-controlled model sailboat, the popular high-tech STAR Class Olympic Sailboat that traveled the world for over 75 yrs. Kit constructed of mahogany plywood frames and planking. 30" L, beam 8", spruce mast 44". Kit # 1121 \$105. Catalog \$2. DUMAS PRODUCTS, 909 17th St., Dept. BHG, Tuscon, AZ 85719.



For home craftsmen, the cast-iron constructed 15" Scroll Saw by Delta performs accurate detailing and cutting in woods, plastics and light gauge metals. Its "C" arm construction with 15" throat facilitates cutting large stock. A 17" x 7 7/8" table tilts up to 45° for angle and bevel cuts. For information or the name of a nearby Delta dealer, call toll-free: DELTA INTERNATIONAL MACHINERY CORP., 800-438-2486. In PA, 1-800-438-2487.



The Antique Tool Collector's Value Guide, 5,000 items described and priced: adzes, axes, braces, bitstocks, chisels, cobbler's tools, cooper's items, dividers, hammers, hatchets, knives, levels, planes, plumb bobs, rules, saws, shares, wrenches, and wheelwright's items. Over 2,000 illustrations. 230 pp. Now is the time to identify and price all of your old tools. \$12.95 plus \$1.05 postage. WINDMILL PUBLISHING, 2147 Windmill View Rd., Dept. W2-EL Cajon, CA 92020.



The Total Shop multi-purpose tool. It's a 10" table saw, 34" lathe, 16 1/2" drill press, horizontal boring machine and disc sander—5 tools in 1 quality machine. 1 1/2 hp motor develops nearly 3 hp! Send for our 30-minute video demonstration tape (VHS or Beta). Include \$20 refundable deposit. TOTAL SHOP, Dept. Q1, P.O. Box 16297, Greenville, SC 29606.




Moisture-related problems such as shrinking, warping and cracking can ruin the most beautiful wooden pieces built. Avoid wood moisture problems by checking the wood with a moisture meter! The pocket-size Mini Ligno moisture meter is for the serious hobbyist and professional woodworker. For more information contact: LIGNOMAT, P.O. Box 30145, Portland OR 97230; 503-257-8957 or 1-800-227-2105.



This all-new 12-piece, carbide, 1/2"-shank, general purpose router bit set comes packaged in a solid black walnut, American-made tool case. Descriptive labels show individual tool cut, specifications, and the individual stock numbers for handy re-ordering. A \$345.39 value, yours for only \$245.39. Contact Byrom for the distributor nearest you. BYROM INTERNATIONAL, P.O. Box 246, Chardon, OH 44024; 216-285-2341 or 1-800-722-5447, Ext. 28.



This Woodworkers Log Book is a unique project organizer for every woodworker. A place to keep and find useful information. Over 50 pp of reference material on drill speeds, screw hole sizes, lumber density and shrinkage, adhesives, etc. Seven-ring cloth-covered binder \$19.95 + \$3.50 s/h. LEE VALLEY TOOLS LTD., 12 River St., Ogdensbergs, NY 13669.



Square drive recessed screws give great grip and control with no stripping, no slipping. An assortment of zinc and brass plated #8 screws in 3/4", 1", 1 1/4", and 1 1/2" lengths. Organized in a durable plastic traymate, complete with 7 1/2" hand driver and 2" power drive bit for use with an electric drill. \$19.95 plus \$2.50 s/h. THE WOODWORKERS' STORE, 21801 Industrial Blvd., Rogers, MN 55374.



Router Master Mat is a specially-designed urethane pad that allows you to route small pieces without nailing or clamping. Perfect for routing door frames, plaques or any piece that is difficult to hold in place. Also useful for finish and belt sanding, glass cutting surface, kneeling pad, drawer lining to protect tool edges, etc. 2' x 3' mat No. WRM 23, \$11.95 ppd. CONSTANTINES, 2054 C Eastchester Road, Bronx, NY 10461; 212-792-1699.



With the purchase of the top-of-the-line 3950SP Dremel Moto-Tool® Kit, customers receive their choice of a free Dremel D-Vise™, Moto-Tool Holder or 25' Cord Reel. These gifts have values up to \$24 and complement the versatility of the Moto-Tool. The kit includes a 40-piece accessory/bit assortment and handy carrying case. See your hardware/home center or hobby dealer.



The world-renowned Martin Guitar Company sells wholesale and retail exotic woods (1/4, 3/4, 1/2, 3/4, 1/2) and saw veneers (1/8" & 1/4", Sanded Stock), plus guitar parts, kits, accessories and second quality guitars, SAWMILL/WOODWORKER'S DREAM, 1-800-247-6931, in PA 1-215-759-2837. Catalog and information upon request. The Martin Guitar Co., 510 Sycamore St., Nazareth PA 18064.



This collection of 100 projects was prepared especially for children between 10 and 15. No special skill is required because full-size patterns are so complete one only has to follow the simple directions. Requires only common tools found around a home. \$7 first class. MASTERCRAFT PLANS WEST, P.O. Box 625, Redmond, WA 98073.

## HARDWOODS OF ILLINOIS

Thin hardwood priced right. Clear, kiln-dried, two sides surfaced. 3" to 10" widths, 3' to 6' lengths. 20 sq. ft. packs, random widths and lengths. 1/2" red oak \$40 pkg.; 1/2" walnut \$48 pkg.; 1/2" cherry \$48 pkg.; 1/2" pecan \$32 pkg. 1/4" and 3/8" also available. Prices include UPS delivery in continental U.S. Send check or MO with order. HARDWOODS OF ILLINOIS, RR4, Box 618, Mt. Vernon, IL 62864; 618-244-7221.




The Dupli-Carver is a wood duplicating machine that can reproduce three dimensional carvings in wood. The machine uses a stylus (tracer) to follow the contours of a statue or plaque, while a router carves a duplicate. Two models starting at \$299. WOOD-MIZER®, 8180 W. 10th St., Dept. QQ19, Indianapolis, IN 46214; 317-271-1542.



Carving tool kit: Give dad a quality Warren Tool Kit #KBL3-W. Includes a walnut and brass interchangeable handle and three high carbon steel blades honed ready for use. Send \$20.40 ppd. for the kit or \$1 for a catalog and let dad choose from over 500 items; money-back guarantee. WARREN TOOL CO., INC., Rt. 1, Box 14-A, Rhinebeck, NY 12572; UPS/COD call 914-876-7817.



Now you can lay out precise letters and numbers for your wood craft projects. Scrollsawers and sign carvers use these specially designed lettering layout guide sets. Quick and easy-to-use—simply trace around the letters—guides are very durable. Several styles and different sizes are available. Brochure \$1. SEYCO SALES, 2107 S. Garland Ave., P.O. Box 472749, Garland, TX 75047.




Over 50 folk art patterns! Create profitable "country cut" woodworking designs. This fun-filled packet contains over 50 full-size blueprint patterns PLUS hundreds of unique decorative projects. Enjoy this popular pattern packet plus woodworking brochure for only \$7. ACCENTS IN PINE, Dept. CA 117, P.O. Box 7387, Gonic, NH 03867.



Sand like a professional, quickly and beautifully. The B-12 brush head (top) sands mouldings and intricate carvings without losing detail or shape of the part. Model # DD-63 (bottom) gives quick and excellent results on contoured-shaped parts. Both industrial quality. SAND-RITE MANUFACTURING CO., 321 N. Justine St., Chicago, IL 60607; 312-997-2200.



Perfect edge-joining every time! Throw away your drill jigs and all other tools! New "Duo-Clamp" solves alignment problems, squeezes out excess glue, eliminates bowing. Made of sturdy maple. 16" capacity \$34.50, 26" capacity \$37.50, 36" capacity \$40.50 + \$3 per clamp for s/h. Free information; phone 216-232-1281. MARK PRODUCTIONS, P.O. Box 46143, Bedford, OH 44146.



This doweling jig is a significant advance in doweling because it is self-aligning, and automatically matches/aligns mirror-image holes to the second board. Patented design guarantees perfect dowel pin alignment. The Dowel Crafter, model G1662, regularly \$49.95 now only \$39.95 ppd. GRIZZLY IMPORTS, INC., P.O. Box 2069, Bellingham, WA 98227; 206-647-0801.



Personalize your wood items quickly and easily with this brass branding iron. First line: HAND CRAFTED BY; second line: your choice of up to 20 characters including spaces. Compact size. \$24 ppd. Guaranteed. Order toll-free 1-800-826-7606 (NE residents call 402-464-0511) or by mail from NOVA TOOL CO., P.O. Box 29341, Dept. BGL, Lincoln, NE 68529. Shipped within 1 week.



If you enjoy woodworking, a versatile Marlin Wood Carving Machine may be just what you need. Three-dimensional carving of sculptures, plaques, panels and mouldings is easy. Wood sign carving is simple. Available in three sizes. \$1 for complete catalog and price lists. MARLIN INDUSTRIES, INC., Route 70, Box 191, Cashiers, NC 28717; 704-743-5551.



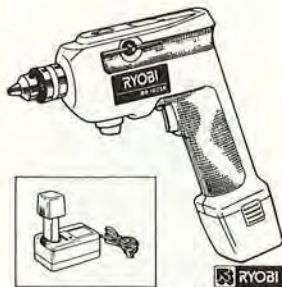
Emperor's bracket clock is a pleasure to build. Our craftsmen carefully cut each miter, mortise and tenon for a perfect fit. The solid brass movement is completely assembled and warranted for three years. The movement strikes the hour and plays the Westminster chimes. The case is solid 3/4" cherry sanded smooth and ready-to-assemble. For information write EMPEROR CLOCK COMPANY, Emperor Industrial Park, Dept. 2527, Fairhope, AL 36532.



Executive wood toys! Now you can create this 1929 Ford showpiece and many others like it from our detailed and easy-to-read patterns. We offer you a complete line of patterns, parts and wheels. Make this holiday season a time to remember with one of our executive wood toys! Send \$1 for catalog to: TOYS AND JOYS, Box 628 GL, Lynden, WA 98264. 89



Level surfaces when gluing stock together using Double Bar Clamps exclusively from Shopsmith. Eliminate workpiece bowing with pressure applied to sides, top and bottom. Three sizes: 24" (555162), 36" (555163), 48" (555164). SHOPSMITH, INC., Dept. 3733, 3931 Image Dr., Dayton, OH 45414-2591; 1-800-543-7586.



Ryobi's top of the line Cordless Driver/Drill 9.6 Volts. 2-speed with clutch, mechanical gear reduction and speed control. Only \$99. You can pay more, but you can't buy better! THE SOURCE, 7305 Boudinot Drive, Springfield, VA 22150. Call 1-800-452-9999, in VA 1-800-468-1778. Send \$3 for the most complete catalog of fine hand tools and cabinet-maker supplies.



Receive *The Mallet* magazine each month for one year, a membership card for museum admissions, purchasing, exhibiting and publishing benefits PLUS *The Wedge Head* by Kent Bailey. Send your check or money order for \$15 to: NATIONAL CARVERS MUSEUM, 14960 Woodcarver Rd., Monument, CO 80132, or use Visa or MC by calling 303-481-4737. This offer expires Sept. 30, 1988.



Dustking industrial duty dust collection systems feature cast aluminum blower wheels and housings for spark-resistance, durability, and quiet operation. All units (1/2-2hp) have 5-year warranties. DUSTKING, BEC Industries, 51 Washington St., Sunman, IN 47041; 812-637-5784.



Cut the most intricate patterns in wood, plastics, light metals, etc. Just add your own 1/4 hp electric motor to an Excalibur II, and start cutting! \$495 US. Includes 72 blades, wrenches, and manual. Try it for 30 days. You must be satisfied, or purchase price refunded. In the U.S., call toll-free 1-800-387-9789, in Canada call collect 416-293-8624. J. PHILIP HUMFREY INTERNATIONAL, 3241 Kennedy Road, Unit 7 Scarborough, Ontario, M1V2J9.



The Sand-Ease pneumatic Sander's sand-on-air drums contour to your work, smoothing curves and rounding edges quickly. Available with or without motor and in single and double shafted models. \$279.95 to \$529.95. Free Decoy & Woodcarvers Wishbook Catalog, P.C. ENGLISH, INC., P.O. Box 380, Thornburg, VA 22565; 1-800-221-9474.



Drum sander attachment converts any radial arm saw to a surface thickness sander for finish sanding up to 44" wide; can be attached to standard stand kit. Hardware kit available. Allows precise dimensioning of boards and parallel edge jointing. PERFORMAX PRODUCTS INC., 17065 Judicial Rd., Dept. WX, Lakeville, MN 55044. Call 1-800-334-4910; in MN 1-612-435-6780.



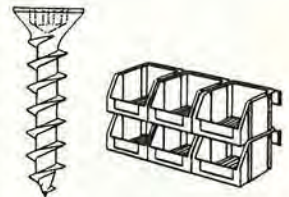
Square It™, recommended by Wood Magazine and Fine Woodworking Magazine as "revolutionary, highly accurate and practical" lights up when tool is square, assuring perfect 90° or 45° setting on any stationary tool. Comes ready to use with batteries, bulb, manual. 1-year guarantee \$49.95. To order call 1-800-441-0101 or 1-212-645-9494. ZAC PRODUCTS INC., 34 Renwick St., New York, NY 10013.



Build this exact duplicate of an original Victorian piano stool from a kit! Smoothly sanded solid maple parts, cast-iron claw feet. Approximately 26 inches high. Some woodworking tools and skills required. Instructions/free catalog with order. \$69.95 ppd. Order #S752. 1-800-843-3320. VAN DYKE'S, Dept. D55, Woonsocket, SD 57385.



Serious craftsmen know it takes quality tools to do quality work. We have led the way in quality woodworking machinery since 1921. Our Powermatic Model 66 Powerstars II TA Saw is holiday priced at \$1499 and includes the Biesemeyer Model 50 fence. Call 615-473-5551 for the distributor nearest you. POWERMATIC, Morrison Rd., McMinnville, TN 37110.



The perfect Holiday gift; special square drive assortments include 100 screws in each of six popular lengths, a hand driver, hex driver for use in a standard drill chuck and a set of six heavy-duty storage bins. #6 assortment: \$17.35; #8 assortment: \$20.95; #10 assortment: \$27.90. MCFEELY HARDWOODS, P.O. Box 3, 712 12th St., Lynchburg, VA 24505; 1-800-443-7937, in VA 1-800-542-2023.



Delta's new 15" scroll saw offers high performance in a small package. 1.6 amp, 115V motor, blade moves at 1,725 strokes per min. Uses standard 5" blade, with stroke of 7/8" and thickness capacity of 2". Table tilts 45° left. No. 40-150, value \$165, yours for only \$139.95. WOODWORKER'S SUPPLY OF NEW MEXICO, 5604 Alameda Place, N.E., Albuquerque, NM 87113; 505-821-0500.



Minuteman's Mini-Flo furniture stripping system strips clean, fast, safely. Small budget & space requirements. Great way to start small business. 3' x 5' flow-on stripping booth works with New Minuteman Recirculating Flowover System to collect, filter and recirculate industrial strength stripper. Complete System just \$988. MINUTEMAN, INC., Dept. 17G, 117 N. Monroe St., Waterloo, WI 53594. Catalog \$2; free workshop demonstrates all Minuteman techniques and equipment.



## anipuzzle®

One-of-a-kind bear and pig puzzles from standard dimension lumber. Approximate size 12"L x 4"W x 7"H. Plans \$12.95 each include full-size assembly drawing, construction, finishing tips. Holiday Special: \$19.95 both sets. First Class add \$1.50. Illinois residents add 7% tax. Send check or M.O. to PKR CORPORATION, P.O. Box 2821, Glen Ellyn, IL 60138.



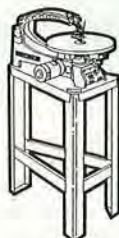
An ideal gift for kids. Now available in a complete kit. Upper components are all hardwood (ash), redwood base, steel bucket. Kit includes: hardware, fasteners, pre-cut and drilled wood and illustrated instructions for easy finishing and assembly. \$64 delivered. BALLART DESIGN, 4606 S. 600 East, Salt Lake City, UT 84107; 801-261-4444 for UPS, COD orders.



Bandsaw owners! A new tool is now available that enables craftsmen to make or repair any length band saw blade in minutes! Our splicer is available in two models: 1C-001 for 1/4" to 3/4" blades and 1C-002 for 1/8" to 3/8" blades each \$49.95 ppd. The tool comes complete with detailed instructions and supplies for approximately 100 splices. NEW MILFORD SPECIALTIES CO., Dept. BHG, 24A South Main St., New Milford, CT 06776; 203-426-4276.



Our Woodworker's Logbook offers a wealth of information on tools, hardware and supplies with an indexed project section to record data on various projects as you build. Tabular material includes lumber and plywood standards, screw sizes, bit speeds. The cloth covered binder is 2 1/2" thick and opens flat. \$22.95 ppd. from GARRETT WADE, 161 6th Ave. New York, NY 10013; 1-800-221-2942.



Holiday special for you. Delta's 18" electronic variable speed scroll saw. Lets you dial the exact speed you need. 2" thick capacity. Includes steel stand, solid state 115v motor and 96 assorted blades. List \$1117.00 Sale \$699.00 fob. HILLER HARDWARE, 1411 Assembly St., P.O. Box 1762 Columbia, SC 29202. Call 803-779-3131. Major credit cards accepted.



If you value your fingers, you need a RIPSTRATE®. It holds the work tight against the fence with no hands near the blade. Makes perfect, straight cuts. Wheels lock to prevent kickbacks. Requires no adjustment for stock width or thickness. Over 15,000 now in use. One-year guarantee, 30-day money back trial. \$69 prepaid. Check, M.O., Visa or MC. Free brochure. FISHER HILL PRODUCTS, 4 Fisher Hill, Fitzwilliam, NH 03447; 1-800-421-0256.



"Supergrit" quality sandpaper belts, discs, and sheets by mail order at warehouse prices. Small and medium-sized buyers can purchase small quantities of abrasives at industry prices (\$25 minimum). Prompt, free UPS shipment to most USA areas. RED HILL CORPORATION, P.O. Box 500, Biglerville, PA 17307; 1-800-822-4003 or 215-925-5406 for free catalog.



Build a guitar for Christmas! Partially assembled Martin kits need only the neck and bridge glued in place before finishing and stringing. Several dreadnought styles available, even 12-string. All parts and complete instructions included. Save hundreds of dollars! Catalog \$1. ST. CROIX KITS, 423-B South Main St., Stillwater, MN 55082. Phone 612-439-9120.



Personalize your finished projects with BrandMark's solid brass, torch-heated branding iron. Easy to use, lasts for years, satisfaction guaranteed. Makes an ideal gift. Custom irons available. Standard "Hand-crafted By" and your name (18 letters) \$24 plus \$2.50 s/h. Check, Visa and MC accepted. Order from BRANDMARK by F&K, Dept. W, 462 Carthage Dr., Beavercreek, OH 45385; 1-800-323-2570 or 513-426-6843.



Craft your own wedged rabbet plane with this bronze shoulder plane kit. It's a perfect gift-project for woodworkers and tool buffs alike. Includes cast manganese-bronze body, rosewood in-fill blank, brass pins, 1/2" blade and detailed instructions. Finished replica 1 1/2"W x 1 5/8"H x 5 1/4"L. Only \$39 ppd. from WOODCRAFT SUPPLY CORP., Box 4000, Woburn, MA 01888; 1-800-225-1153.



Pocket or bench whetstones, everlasting diamond grit on flat steel backs. 1" x 3" \$14.95, 2" x 6" \$41.95. Carbide 6" adjustable dado \$34.95. "Based on our experience we prefer the Acu-Edge of all the adjustable dado blades." (Woodsmith Magazine, April 1986) Add \$2.50 p&h. TEXAS MERCHANDISERS, Box 1591, Cleburne, TX 76031.



A gift your family will cherish every Christmas. Easy to assemble — can be finished in an hour! 18-note movement is protected by glass. Choice of Silent Night (1916-D75) or White Christmas (1916-D85). 6 1/4"W x 4 5/8"D x 2 5/8"H. Only \$22.95 ppd. MC/V. CRAFT PRODUCTS, Dept. BG7D, Box 326, Clintonville, WI 54929; 715-823-5101.



**ABCDEFGHIJKLMN  
OPQRSTUVWXYZ&  
abcdefghijklmnpq  
rstuvwxyz  
123456789**

Scroll saw and bandsaw owners! If you enjoy making signs, nameplates and other projects using letters and numbers, save now on our most popular lettering guide. Reg. \$49.95, now only \$34.95 (including shipping) for a complete set of 2" high durable plastic letters and numbers. Visa/MC. Allows you easy and error-free layouts. AMI, Ltd., P.O. Box 312, New Castle, DE 19720; 302-322-2226.



Like a third hand. Provides that extra support so often needed. Its rugged, heavy-duty, all-steel construction makes it a tool you'll depend on for years. Roller is 13" long, galvanized and ball bearing. Adjusts in height from 25 3/4" to 45". When you're done, it folds flat. #HPR-13 \$39.95 + UPS. HTC PRODUCTS, INC. Toll free 1-800-624-2027; (in Mich.) 313-399-6185.



Moisture problems can be avoided. No need to guess about moisture content with this accurate high quality moisture meter. Use on all woods, including hardwood. L.E.D. readout with a range of 6 to 20% moisture content. One-year warranty. A great value at \$110. D-TEK ELECTRONICS, RD #3, Box 287, Cooperstown, NY 13326; 607-293-7731.



It's fun to make buttons with Badge-A-Minit. Put any motto, drawing or photo on a button for promotion, advertisement or identification. To order a Starter Kit, send \$26.95 plus \$1.75 shipping (IL residents add \$1.68 tax) to BADGE-A-MINIT, Dept. BHWE 1287, 348 North 30th Rd., Box 800, LaSalle, IL 61301; 815-224-2090.



1988 Woodworkers' Calendar features color photos and original catalog sheets of antique radial arm saws, electric routers, early combination machines, hand tools, etc. New machinery and craft show dates, first aid chart. Satisfaction guaranteed or money back. Send \$9.75 + 1 s/h to WOOD-MACHINE COMPANY, Rt. 2, Box 227A, Mebane, NC 27302.



Two-speed Jepson Cordless Screwdriver Drill Model 2416 for drilling or driving. One 4-hour fast charge powers 400 3/8" holes in medium hard wood. 9.6 V fast charge, auto-cutoff charger. Forward, reverse, neutral. Special \$119. KWIKUT EQUIPMENT INC., 22117 Ellinwood Dr., P.O. Box 14375, Torrance, CA 90503; 213-534-2705, 1-800-621-0849 ext. 467.



For band saw owners. Join bandsaw blades from economical coil stock or repair broken blades with Olson's Bandsaw Blade Splicer. Save \$\$\$. At only \$49.95 the first 100 splices cost less than 50¢ each. Coiled Bandsaw Stock and Splicer available through Olson Catalog Sales. Smart gifts that make sense. Call or write for your free catalog now. OLSON CATALOG SALES, Dept. WDX, Bethel, CT 06801; 203-792-8622.



You'll get the job done right with this multipurpose Engineer & Carpenter's Square. Features square-head, center-head and protractor. Clear graduations, two spirit levels, and hardened scriber. Specially priced at \$19.95 while supplies last. Shipped free in continental USA. FROG TOOL CO., LTD., 700 W. Jackson Blvd., Chicago, IL 60606; 312-648-1270.



Give SignCraft this Christmas. SignCraft puts a woodworker's skills to work in a rewarding field — signmaking. Features include wood and painted signs plus many other types of hand-made signs. \$21 per year (6 issue), outside the U.S. add \$6 (U.S. funds, please). Free descriptive brochure available. SIGNCRAFT MAGAZINE, P.O. Box 06031, Fort Myers, FL 33906.




Complete power-feed Drum Sander with stand and motor. 12" and 26" models. In seconds produces satin-smooth finish impossible to duplicate by hand methods. Send for Free information kit. WOOD-MASTER TOOLS INC., P.O. Box 412551, Kansas City, MO 64141.



Make Whirligigs! 54-page color catalog loaded with plans, kits (all skill levels), oak, cherry and walnut parts and supplies for making whirligigs, toys, crafts and furniture. Bulk prices. Catalog \$1. CHERRY TREE TOYS, Box 369-309, Belmont, OH 43718; 614-484-4363.

## FORSTNER BITS A CENTURY OLD AND GOING STRONG



Forstner bits and the holes they bore. From left to right: (1) American-made multispur from Forest City Tool, (2) European multispur manufactured in Austria, (3) European Forstner sold by Freud, and (4) American Forstner manufactured by Convalco.

Along about 1981, imported Forstner-type bits began flooding the American market. And with all the promotion, these "new" bits caught the attention of a lot of woodworkers. Many didn't realize these hardworking bits had been around for a long time. An American gunsmith, Benjamin Forstner, patented the "Flange Bit" more than 100 years ago in Salem, Oregon.

A while back, we heard from Dr. Michael Kasha, a chemical physicist at Florida State University. Dr. Kasha was responding to a June, 1986 article in *WOOD* ("Power Drill Bits and Boring Tools"), in which we said that the rim of the Forstner bit does the cutting. "Wrong," says Kasha: "The rim only scores the diameter, the flat surface actually does the cutting. That's why the original Forstner bit (shown *far right*), is the only bit of its type that doesn't have a center spur."

### Have the imports improved on Forstner's design?

To find out how the Forstner-type bits stack up against the real thing, we tested four of them and here's what we found.

An American-made multispur bit (\$18.50), pictured number 1, produced a concave-bottom hole with a deep center pit and deep perimeter groove.

A European multispur bit (\$17.50), number 2, produced a shallow perimeter groove and a noticeable center pit.

The European Forstner (\$13.34), number 3, eliminated the perimeter groove but still has a center pit.

The American-made Forstner (\$22.06), number 4, produced the smoothest bottom and eliminated the center pit.

### Avoid excess heat

No matter which Forstner-type bits used, you'll encounter rapid heat buildup when using them with power tools. This causes the bits to become dull and burn the wood. To avoid excessive heat, do not run the bits faster than recommended in the speed chart *below*. The center spur does nothing to speed the cutting nor does it improve heat dissipation.

| SOFTWOOD (PINE)  |             |
|------------------|-------------|
| Bit diameter     | Maximum RPM |
| 3/8 - 5/8"       | 2,400       |
| 1 1/16 - 1"      | 1,800       |
| 1 1/16 - 1 7/16" | 1,200       |
| 1 1/2 - 3"       | 600         |
| HARDWOOD (MAPLE) |             |
| Bit diameter     | Maximum RPM |
| 3/8 - 5/8"       | 1,800       |
| 1 1/16 - 1"      | 1,400       |
| 1 1/16 - 1 7/16" | 900         |
| 1 1/2 - 2 1/8"   | 450         |
| 2 1/4 - 3"       | 250         |

## Wood Moisture Meter

- Avoid Moisture Problems
- Protect your Masterpiece

### Mini-Ligno

\$110 only

Pocket-Size: 1 1/2" x 5 1/2"  
Incl. Case, Batteries, and Pins for 3/4" and 1/2" Measuring Depth.

also from Lignomat:

### Mini-Ligno E

Range: 6, 7, ..., 36%

Easy to use, sturdy instrument for the professional woodworker or serious hobbyist. Great for lumber, veneer, fiberbrds. Ask for free catalog on all moisture meters and accessories for kiln drying. Don't waste money, time on wet wood, order a moisture meter now.

Lignomat USA Ltd.

503-257-8957 800-227-2105

P.O. Box 30145 bh  
Portland, OR 97230



## 100 THINGS A KID CAN MAKE

PLANS • FULL SIZE PATTERNS

Easily made toys, games, gifts, bird houses, windmills, playthings, etc. A wonderful gift for your child, also splendid help for scout and youth leaders. "Fun With Tools," which also tells how to make things, is also included. All for \$7 Prepaid 1st Class.

MASTERCRAFTPLANS, 1110H  
P.O. Box 625, Redmond, WA 98073



## 101 GIFT & NOVELTY PATTERNS

This wonderful packet contains 101 FULL SIZE PATTERNS of Gifts, Novelties, Lawn Figures, Bird Houses, Shelves, Action Windmills, Alphabets, and Many more things. Just trace and saw out. Plus "Make Money Jig Sawing". Only \$7.00 Prepaid 1st Class for this big packet.

MASTERCRAFTPLANS WEST, DEPT. 115H  
P.O. Box 625, Redmond, WA 98073



## Quality EXOTIC WOOD TURNERS

Burls / Thick Planks / for Bowls / Squares

## CABINET MAKERS

Individually Selected Lumber for Furniture / Boxes / Inlays  
OVER 70 SPECIES

All Inquiries Welcome - Call or Write

## The Berea Hard Woods Co.

125 JACQUELINE DRIVE, DEPT. 10  
BEREA, OHIO 44017  
216-243-4452

"It's a Matter of Pride for Both of Us"

## Sand-Rite

## Pneumatic Drum/Brush Head Sander

Eliminate Tedious Hand Sanding!

Model No.  
DB-612

Sand irregular surfaces without loss of shape or detail.

Made in USA.



Pneumatic sanding drum. Available in five diameters, 2" to 8". Operator-regulated inflated drum conforms abrasive sleeve to contoured work.

Our nationwide dealer network serves you. To order, call Toll-Free 1-800-521-2318 or your nearest dealer or a Free brochure.

Sand-Rite MANUFACTURING CO.  
321 N. JUSTINE ST. ■ CHICAGO, IL 60607

Continued on page 96

"EVER-LAST" Belts from...

**INDUSTRIAL  
BRASIVES CO.**



**FREE Sanding Belts**  
 ... get 6 FREE Belts for each dozen ordered. All belts, aluminum oxide, first quality, with bump-free splices.

Check your size and how many dozen. We will ship assorted grits unless otherwise specified.

|   |                  |
|---|------------------|
| <input type="checkbox"/> 1" x 30" .....     | \$13.70/doz.     |
| <input type="checkbox"/> 1" x 42" .....     | \$13.75/doz.     |
| <input type="checkbox"/> 1" x 44" .....     | \$13.80/doz.     |
| <input type="checkbox"/> 3" x 18" .....     | \$14.75/doz.     |
| <input type="checkbox"/> 3" x 21" .....     | \$15.25/doz.     |
| <input type="checkbox"/> 3" x 23 3/4" ..... | \$15.70/doz.     |
| <input type="checkbox"/> 3" x 24" .....     | \$15.75/doz.     |
| <input type="checkbox"/> 3" x 27" .....     | \$16.25/doz.     |
| <input type="checkbox"/> 4" x 21 3/4" ..... | \$17.75/doz.     |
| <input type="checkbox"/> 4" x 24" .....     | \$18.25/doz.     |
| <input type="checkbox"/> 4" x 36" .....     | \$21.95/doz.     |
| <input type="checkbox"/> 6" x 48" .....     | \$27.95/1/2 doz. |

Other size belts on request.

**STIKY DISC, Rugged cloth with PSA backing.**

|   |             |
|---|-------------|
| <input type="checkbox"/> 6" diameter .....  | \$1.00 each |
| <input type="checkbox"/> 8" diameter .....  | 1.25 each   |
| <input type="checkbox"/> 9" diameter .....  | 1.50 each   |
| <input type="checkbox"/> 12" diameter ..... | 2.00 each   |

**9" x 11" PAPER SHEETS**

|  |                                   |
|--|-----------------------------------|
| <b>A/O Cabinet Paper</b>                   |                                   |
| <b>50/pk.</b>                              | <b>100/pk.</b>                    |
| 40-D ... <input type="checkbox"/> \$17/pk. | <input type="checkbox"/> \$31/pk. |
| 50-D ... <input type="checkbox"/> 16/pk.   | <input type="checkbox"/> 28/pk.   |
| 60-D ... <input type="checkbox"/> 15/pk.   | <input type="checkbox"/> 26/pk.   |
| 80-D ... <input type="checkbox"/> 14/pk.   | <input type="checkbox"/> 24/pk.   |
| 100-C ... <input type="checkbox"/> 13/pk.  | <input type="checkbox"/> 22/pk.   |
| 120-C ... <input type="checkbox"/> 13/pk.  | <input type="checkbox"/> 22/pk.   |
| 150-C ... <input type="checkbox"/> 13/pk.  | <input type="checkbox"/> 22/pk.   |

**No Load Finishing Paper**

|   |                                   |
|---|-----------------------------------|
| <b>50/pk.</b>                               | <b>100/pk.</b>                    |
| 180-A ... <input type="checkbox"/> \$11/pk. | <input type="checkbox"/> \$19/pk. |
| 220-A ... <input type="checkbox"/> 11/pk.   | <input type="checkbox"/> 19/pk.   |
| 280-A ... <input type="checkbox"/> 11/pk.   | <input type="checkbox"/> 19/pk.   |
| 320-A ... <input type="checkbox"/> 11/pk.   | <input type="checkbox"/> 19/pk.   |
| 400-A ... <input type="checkbox"/> 11/pk.   | <input type="checkbox"/> 19/pk.   |

BELT CLEANING STICK  
2" x 2" x 6" ... \$6.95

For Fast Delivery Call Toll Free  
**1-800-428-2222 (U.S.A.)**  
**1-800-222-2292 (PA only)**

**INDUSTRIAL  
BRASIVES CO.**  
 643 N. 8th STREET  
 READING, PA 19612

SHIPPING CHARGES - Under \$35 add \$2.50, \$35 or more add \$4.00. Over \$100, shipping free. PA residents add 6% sales tax.

MONEY ORDER  CHECK  
 MASTER CARD  VISA Exp. Date \_\_\_\_\_

Acct. # \_\_\_\_\_

NAME \_\_\_\_\_

STREET \_\_\_\_\_

CITY \_\_\_\_\_ STATE \_\_\_\_\_

ZIP \_\_\_\_\_ DAYTIME PHONE ( ) \_\_\_\_\_

**WOODWORKS**

*American Made* Woodturnings

|                          |             |  |         |       |       |
|--------------------------|-------------|--|---------|-------|-------|
|                          | SHAKER PEGS |  | MUG PEG | Qty.  | Total |
| 3-1/2" Maple Shaker Pegs | \$20.00/100 |  |         | _____ | _____ |
| 2-1/2" Stubby Peg        | 16.00/100   |  |         | _____ | _____ |
| Medium Shaker Peg        | 15.00/100   |  |         | _____ | _____ |
| 1-3/4" Mini Shaker Pegs  | 7.00/100    |  |         | _____ | _____ |
| 3-3/8" Kitchen Mug Pegs  | 20.00/100   |  |         | _____ | _____ |
| 2-7/16" Tie Rack Pegs    | 7.00/100    |  |         | _____ | _____ |
| Bean Pot Candle Cup      | 17.00/100   |  |         | _____ | _____ |
| Medium Bean Pot          | 15.00/100   |  |         | _____ | _____ |
| Small Bean Pot           | 12.00/100   |  |         | _____ | _____ |
| Mini Bean Pot            | 10.00/100   |  |         | _____ | _____ |

**LOW PRICES**

|  |                    |            |       |
|--|--------------------|------------|-------|
|  | Di. x Thick        | (24 Sizes) |       |
|  | 3/4" x 1/8" Hearts | \$3.00/100 | _____ |
|  | 3/4" x 1/4"        | 4.00/100   | _____ |
|  | 3/4" x 1/2"        | 5.00/100   | _____ |
|  | 1-1/4" x 1/8"      | 8.00/100   | _____ |
|  | 1-1/4" x 1/4"      | 9.00/100   | _____ |
|  | 1-1/4" x 1/2"      | 11.00/100  | _____ |
|  | 1-3/4" x 1/8"      | 3.50/25    | _____ |
|  | 1-3/4" x 1/4"      | 3.75/25    | _____ |
|  | 1-3/4" x 1/2"      | 5.00/25    | _____ |

**HIGH QUALITY**

|  |                           |            |       |
|--|---------------------------|------------|-------|
|  | 3/4" Full Round Balls     | \$8.00/100 | _____ |
|  | 1" Full Round Balls       | 10.00/100  | _____ |
|  | Apples                    | 1.50/Each  | _____ |
|  | Large Egg 1-7/8" x 2-1/2" | 35.00/100  | _____ |
|  | Small Eggs 1-3/8" x 2"    | 20.00/100  | _____ |
|  | 5/8" Mini Eggs            | 10.00/100  | _____ |
|  | 1" Toy Wheel              | 6.50/100   | _____ |
|  | 1-1/2" Toy Wheel          | 10.00/100  | _____ |
|  | Axle Peg                  | 4.50/100   | _____ |

**FAST SERVICE**

|  |                         |            |       |
|--|-------------------------|------------|-------|
|  | 3/8" Maple Buttons      | \$2.15/100 | _____ |
|  | 1/2" Maple Buttons      | 2.25/100   | _____ |
|  | 3/8" x 2" Dowel Pins    | 2.20/100   | _____ |
|  | 1-1/2" Maple Spindles   | 9.00/100   | _____ |
|  | 1-1/2" Oak Spindles     | 12.00/100  | _____ |
|  | 2-1/8" Maple Spindle    | 14.00/100  | _____ |
|  | 2-1/8" Oak Spindle      | 18.00/100  | _____ |
|  | Picture Hanger          | 1.50/100   | _____ |
|  | 1-5/8" Sawtooth Hanger  | 4.50/100   | _____ |
|  | Nailess Sawtooth Hanger | 8.00/100   | _____ |

**MONEY BACK GUARANTEE**

**BONUS**

CHECK THIS BOX, AND AS A BONUS WITH ANY ORDER FOR WOOD PARTS, WE WILL SEND YOU A COMPLIMENTARY 8 OZ. BOTTLE OF FRANKLIN TITE-BOND WOOD GLUE.

CHECK HERE

**\$2.25 VALUE #B3**

**WOOD PARTS ORDER NOW**

|  |   |        |
|--|---|--------|
|  | TOTAL FOR GOODS                               |        |
|  | TEXANS ONLY ADD 6% SALES TAX                  |        |
|  | HANDLING AND INSURANCE                        | \$3.00 |
|  | 32 PAGE 1987 CATALOG \$1.00 (Free With Order) |        |
|  | FINAL TOTAL                                   |        |

MC OR VISA  CHECK ENCLOSED

ACCOUNT # \_\_\_\_\_

EXPIRES \_\_\_\_\_ PHONE \_\_\_\_\_

NAME \_\_\_\_\_

SHIP TO \_\_\_\_\_

CITY/STATE/ZIP \_\_\_\_\_

**817/281-4447**

**WOODWORKS**

4013-A CLAY AVE. • FT. WORTH, TX 76117

**SHOP SENSE**

**FORSTNER BITS**

Continued from page 95

**Are Forstner bits worth the price?**

Forstner bits command higher prices than spade bits or adjustable bits. They also perform several wood-boring tasks better than any other bit on the market. For example, they allow you to:

- 1. Bore holes in thin stock without fear of breakthrough.** Holes in 1/4" stock are possible with the American Forstner bits.
- 2. Bore partial holes at the edge of a board.** It worked just fine in our test, but don't try that with a spade or multispur bit.
- 3. Bore overlapping holes without sideways motion.** Multispur bits also perform this operation, but the holes made by Forstner bits still look cleaner.
- 4. Create flat-bottomed depressions.** Without a spur penetrating the wood, you get flat depressions — great for creating shallow bowls or trays.
- 5. Bore end grain without fear of the bit wandering with the grain.**
- 6. Bore deep holes by frequently clearing shavings.** Although some literature claims Forstner bits can't drill deep holes, the long shafts of American-made Forstner avoid this restriction.
- 7. Bore holes at any angle to the surface.** You're liable to ruin a lot of stock if you try this with a multispur or spade bit.

A century has passed, yet the American-made Forstner bit hasn't deviated from the original design. The Connecticut Valley Manufacturing Company (CONVALCO) continues to machine the bit to the inventor's specifications. You can easily order Forstner-style bits imported from Europe or Taiwan from many mail-order catalogs. But you'll have to search for the American-made Forstners. For the name of a supplier in your area, contact CONVALCO, 102 Washington St., New Britain, CT 06050, or call 203/223-0076.

Photograph: Bob Calmer



# Your/workshop can PAY OFF ... BIG!

SAVE... convert low cost rough lumber for use in your home projects

OR

EARN EXTRA INCOME by supplying custom Planed Lumber, trim, and molding to lumberyards... contractors... cabinetmakers... home hobbyists and others...



**SAVE!!  
FACTORY  
PRICES  
DIRECT TO  
YOU**

Try The  
Foley-Belsaw In Your  
Own Shop On Our  
**30-DAY FREE  
TRIAL OFFER**  
Mail Coupon Below  
For Complete  
Details!

## FOUR BIG ADVANTAGES ● ● ●

PLANE



MOLD



SAW



SAND



## You can rip, plane, mold & sand All with Automatic Power Feed!

From the Day It Arrives... the Planer will make and save you money. With shortages and inflation driving lumber prices sky-high, this versatile power tool quickly pays for itself by easily converting low cost rough lumber into high value finished stock. In just one pass turn out your own quarter-round, door and window stop, casing, tongue-and-groove... all popular patterns. Other operators are making cases for grandfather clocks, furniture, picture frames, bee hives, bed slats, surveying stakes... all kinds of millwork.

**Built For Pros... Priced For Home Craftsmen...** it is engineered and built to industrial standards, but factory-direct selling keeps the price low. Handles tough oak and walnut as easily as pine, and so simple to operate even beginners with no experience can use it.

**Start Your Own Business...** with just this one low cost power-feed machine in a corner of your garage or basement, you're set up to supply lumberyards, cabinetmakers, carpenters, remodelers, contractors and hobbyists in your area with custom-planed lumber, trim, molding... ALL of their millwork requirements. You can supply picture molding to art shops, hardware and department stores, or sell direct to framing shops. All standard patterns are available from stock, or we'll custom grind a knife to your own special design or sample.

**FREE BOOKLET!**  
Get FREE Book with facts and full details... **RUSH COUPON TODAY!**

NOW YOU CAN Turn Extra Time Into Extra Income!  
FOLEY-BELSAW POWER TOOLS

If coupon has been removed, just send postcard with name and address to:

Foley Belsaw Co.  
6301 Equitable Rd., Dept. 91150  
Kansas City, Mo. 64120

**Just Mail Coupon . . .  
NO OBLIGATION and  
NO SALESMAN Calls!**

**ACT NOW!**  
Coupon  
Brings  
Full Details!

**FOLEY-BELSAW CO.**  
6301 EQUITABLE RD., DEPT. 91150  
KANSAS CITY, MO. 64120

**YES,** please send me the FREE Booklet that gives me complete facts about your Planer-Molder-Sander-Saw and full details on how I can qualify for a 30-Day FREE Trial right in my own shop. I understand there is No Obligation and that No Salesman will call.

NAME \_\_\_\_\_

ADDRESS \_\_\_\_\_

CITY \_\_\_\_\_ STATE \_\_\_\_\_ ZIP \_\_\_\_\_

NOW YOU CAN Turn Extra Time Into Extra Income!  
FOLEY-BELSAW POWER TOOLS  
Send for your copy Today!

# FULL SIZE

WOODWORKING PATTERNS  
SIMPLE TO MAKE - FUN - PROFITABLE

Check the packets of Interest to YOU!

- 125 pattern packet PLUS "Shop Secrets"
- Over 50 "Folk Art" patterns PLUS projects
- 6 enjoyable "Wind-Action" whirligigs
- Over 40 craft plaques PLUS projects
- 27 toy cars, trucks, train, ferry and more!
- 17 "Show Stoppers" - craft show best sellers

Send \$7.00 per blueprint packet or choose any 3 FOR ONLY \$14.00.

ACCENTS, Dept. MA117, Box 7387, Gonic, NH 03867

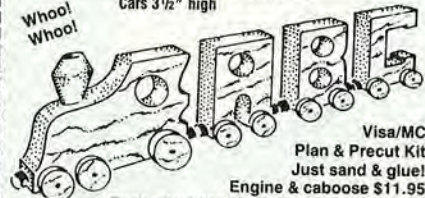
Brochure of 500 designs \$2.00 (Free with order)

# MAKE TOYS

AND WHIRLIGIGS

100's of plans, parts, kits, books, finishes & supplies for toys, whirligigs, classic autos, swing sets, doll houses, crafts & furniture. Also toy, craft, game & furniture parts in maple, oak, walnut & cherry. Bulk prices available. 54 page color catalog subscription \$1. (614) 484-4363

WHISTLING NAME TRAIN Plan only \$4.95  
Cars 3 1/2" high



Visa/MC  
Plan & Precut Kit  
Just sand & glue!

Engine & caboose \$11.95

Each letter car \$3 (please specify letters)

Features magnetic couplers & whistling engine

Cherry Tree Toys, Box 369-9, Belmont, OH 43718

## SAVE! BUILD YOUR OWN POWER TOOLS



- 12-IN. BAND SAW
- 18-IN. BAND SAW
- 10-IN. TILT/ARBOR SAW
- COMB DRILL PRESS-LATHE
- 9-IN. TILT TABLE SAW
- 6-IN. BELT SANDER
- SPINDLE SHAPER
- CIRCULAR SAW TABLE

ONLY  
\$6.00  
PER PLAN

SOLD FOR  
40 YEARS

Easy to follow step by step plans. Full scale patterns. Send \$6 per plan or \$24.50 for all 8 plans listed above. Gilblitt Metal Parts Kits—made in U.S.A. Satisfaction Guaranteed. Send \$1 for descriptive brochure only.

GILLIOM MFG. INC., Dept. WD-117  
P.O. Box 1018, St. Charles, MO 63302  
Phone 314-724-1812

## FINISHING & REFINISHING

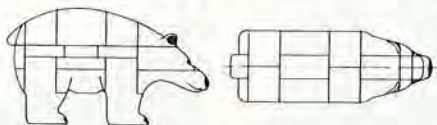


## NEW

FINISHING EXPERTISE FROM A MASTER CRAFTSMAN Finishing & Refinishing by Harry Wicks

All you need to know about Country Painting, stains, milk paints and more. Just send \$9.85 ppd. to: HAMMERMARK ASSOCIATES, P.O. BOX 201-A, Floral Park, NY 11002  
Included free with each book purchase is our country furniture catalog, \$1.00 value.

## anipuzzle™



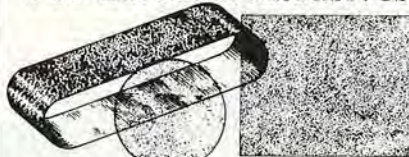
One-of-a-kind,  
Challenging Woodworker's Project

Build this 14-piece Bear puzzle from standard dimension lumber. Finished size 12 3/4" L x 4 1/2" W x 7 3/8" H. (Pig and Anteater plans also available.) Only \$12.95 each for plans, full-size assembly drawing, and construction and finishing tips. Add \$1.00 for First Class postage & handling.

Send check or money order to:

PKR Corporation  
P.O. Box 2821  
Glen Ellyn, IL 60138

## SUPERGRIT Abrasives



SANDPAPER • BELTS • DISCS at  
wholesale prices - \$25.00 min.

— Prompt, Free UPS  
Shipment to most areas.

— Send S.A.S.E. for Free  
Catalogue.

RED HILL CORPORATION  
Box 500 • Biglerville, PA 17307  
(215) 925-5406

## CUT A PERFECT CIRCLE IN 30 SECONDS

- ANY SIZE TO 24" AND MORE
- SO EASY
- FITS ANY BANDSAW
- E-Z MOUNT
- \$14.95 POST PAID
- WHEELS CIRCLES TABLE-TOPS PLAQUES

\*SORRY, NO COD'S

901-398-8927  
OWENHOUSE

1366 ABERNATHY  
MEMPHIS, TN 38116

## Two Year Subscription For 22 Cents

Write us today to start your two year subscription to our full color tool & hardware catalog. We feature well-known brands such as Delta, Freud, Ryobi, Porter-Cable, Bosch, Freeborn and HTC to name a few. We also have many unique and hard-to-find woodworking tools. You'll like our low prices, fast, friendly service and wide selection.

## Woodworker's Supply

OF NEW MEXICO

5604-D Alameda Place N.E. • Albuquerque, NM 87113  
505-821-0500

## SPECIAL OFFER

## BRANDING IRON

For hard and soft wood

\$24.00

Plus \$2.00 for shipping and handling

Nebr. residents add correct sales tax

SATISFACTION GUARANTEED or your money back

- Shipped in 1 week
- Solid brass head — deep cut letters
- First line: HAND CRAFTED BY — as above
- 2nd line: Your choice — 20 characters/spaces max.
- Compact size
- As above but with 3rd line — \$37.00 + \$2.00

ORDER TOLL FREE 1-800-826-7606 (except Nebraska)  
In Nebraska 1-402-464-0511

For free brochure, write or call (402) 464-0511

Order by mail from: NOVA TOOL CO.

12500 Fingjan Rd., Dept. BH  
P.O. Box 29341, Lincoln, NE 68529



# The Japan Woodworker's Catalog is . . .

loaded with the best tools you can get your hands on. In our catalog you will find a complete selection of Japanese tools for the woodcarver, carpenter and cabinetmaker. Send \$1.50 for our catalog and supplements during the next two years.

THE JAPAN WOODWORKER  
1731 Clement Ave., Alameda, CA 94501  
Phone (415) 521-1810

## PHILADELPHIA (AND BEYOND) AREA WOODWORKERS

WE FIELD A "WORLD-CLASS" LINEUP:  
DELTA, PORTER-CABLE, RYOBI, BOSCH, SORBY, RECORD/MARPLES, KUNZ, SCHLAGRING, GENERAL, FOOTPRINT, BESSEY, STANLEY, ECE, FISHER, TWO CHERRIES, LEIGH, POOTATUCK, HIRSCH, DMT, CLAY ... DOMESTIC AND IMPORTED HARDWOOD LUMBER AND VENEERS ... AND MORE ...

### MAR-WOOD, INC.

406 A Huntingdon Pike  
Rockledge, PA 19111  
(4 Blocks West of NE Phila.)  
(215) 663-0446

## QUARTZ CHIME CLOCK MOVEMENTS



Large selection of Westminster and strike movements. Hand painted dials with kits for home assembly. Quartz fitups and LCD movements. Numbers, letters, hardware. Hundreds of items to build clocks.

Send \$1.00 for Catalog and Sales Plan.  
NEWPORT ENTERPRISES INC.  
2313 W. Burbank Blvd.  
Burbank, California 91506

# SHOP SENSE

## KEEP YOUR CHAIN SAW SHARP

A dull chain makes you work harder, your chain saw work harder, and causes undue wear on the bar, chain, and drive system. Loggers touch up their saw chains several times a day. It's easy.

*Print this art*

A sharp chain produces curled chips as its cutters whirl around the bar. When chips get smaller and smaller, and finally turn to dust, get the file out. You can actually see dull cutters. A sharp cutter has a razor-like edge. When the edge reflects light, as in the photo, *below*, it's dull.



Dull cutters reflect light from their leading edge (arrow 1). Deep filing damages chain straps (arrow 2).

### GET A GRIP ON SHARPENING

Sharpening requires a round file. Since round files come in an assortment of diameters to match the cutter design and pitch of different chains, have your dealer mate the correct file to your saw chain.

File the cutters at their original angle by holding the saw stationary. That's hard to do with your hands only, so try this logger's trick: Cut a kerf an inch or so deep into a log, then lodge the saw there. (Even a dull chain will cut this much.)

*Continued on page 101*

**NEW  
POWER  
FEED**

# DRUM SANDER



At last! A complete power-feed Drum Sander at an affordable price! Comes ready to use including hood, stand and motor! Choose from 12" and 26" models.

### FINISH SANDING...THICKNESS SANDING

Use this high-tolerance machine for light dimensioning as well as the finest finish work. Now you can add new beauty to each woodworking project...save hours of tedious hand sanding! In a matter of seconds, you can produce a satin-smooth finish impossible to duplicate with hand methods or hand-held power sanders...no more low spots, waves or cross-grain marks!

### IMPROVES RESULTS!

Send for complete facts! See how the Sander can dimension and finish-sand cabinet pieces, resawn stock paneling, grandfather clocks, toys, tabletops, knees, burls, crotches, and much, much more! You'll soon find it's one of the most valuable tools in your shop! **Made in U.S.A. Easy terms.**

Call Toll-Free 1(800)538-4200, ext. 2421

#### SANDER FACTS



**YES!** Please rush my **FREE INFORMATION KIT** and details on your 30-Day Free Trial Guarantee.

Woodmaster Tools, Dept. RW21  
2908 Oak Kansas City, MO 64108

NAME \_\_\_\_\_

ADDRESS \_\_\_\_\_

CITY \_\_\_\_\_

STATE \_\_\_\_\_ ZIP \_\_\_\_\_

## Free 30 Day Trial!

Send for complete facts on how you can try the Woodmaster Power-Feed Drum Sander in your own shop for 30 days completely without risk!

## AT LAST! Whisper-Quiet, Precision Scroll Saws At An AFFORDABLE PRICE!



- Three models to choose from
  - 12" single-speed
  - 14" single-speed
  - 20" two-speed
- Fan-cooled **induction** motors for lifetime dependability
- Easily cut hard and soft woods up to 2" thick — PLUS — plastics, rubber and most non-ferrous metals
- Precision engineered for top performance and super-quiet operation
- Every unit thoroughly shop tested by Highland before it's shipped to you
- Get the whole family involved in scroll sawing. It's great fun — and it's safe!

Send today for your...

### FREE FACT KIT!

Full Two-Year Limited Warranty



Highland Tools, Inc.  
Dept. 002  
360 South Monroe Street  
Xenia, Ohio 45385

Dealer Inquiries Invited

**Yes**, please tell me more about Highland Scroll Saws. Rush me a copy of your free fact kit today.

Name \_\_\_\_\_

Address \_\_\_\_\_

City \_\_\_\_\_ State \_\_\_\_\_ Zip \_\_\_\_\_

(\_\_\_\_\_) \_\_\_\_\_  
(Area Code) Phone

## SCROLL SAW LETTERS EASILY...



...with **Lettering Layout Guides!**

- Name Plates
- Signs
- Gifts and more

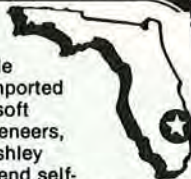
Our unique Lettering Guides are available in many styles and sizes to suit your needs. Upper and Lower Case Script and Block Styles...and numbers too. Send \$1.00 for brochure and prices to:

2107 So. Garland Ave.  
Box 472749  
Garland, Texas 75047

**SEYCO SALES**

## ATTENTION FLORIDA WOODWORKERS

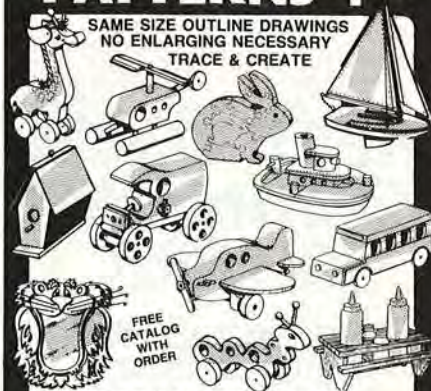
We have Florida's largest and most unbelievable selection of exotic imported and native hard and soft woods, table slabs, veneers, etc. We also stock Ashley Isles carving tools. Send self-addressed stamped envelope for list.



### HENEGAN'S WOOD SHED

7760 Southern Boulevard  
West Palm Beach, FL 33411  
Call (305) 793-1557  
Open Tues.-Sat. 9:00-5:30

## PATTERNS \$1.00



SAME SIZE OUTLINE DRAWINGS  
NO ENLARGING NECESSARY  
TRACE & CREATE

FREE CATALOG  
WITH ORDER

SEND THIS AD & \$1.00 FOR EACH PATTERN  
(Plus 50¢ postage per order) OFFER EXPIRES 2/15/88  
DESIGN GROUP, Box 514 JJ, Miller Place, NY 11764

## ROTO/CARVE®



and your  
table saw  
can reproduce

- A duck decoy
- A wooden shoe
- A table leg
- Hundreds of other shapes in minutes!

SIMPLY BY TURNING A CRANK!

Write or call toll free:

**ROTO/CARVE®**  
Dept. WD  
6509 Indian Hills Road  
Mpls., MN 55435  
(612) 944-5150



## WOODWORKERS

Save on Wood - Tools - Supplies!

OVER  
4000  
ITEMS

Send for  
New 1987  
148 Page  
Money Saving  
CATALOG



Dept. K-117, 1735 W. Cortland Ct., Addison, IL 60101  
Please enclose \$1.00 to help pay postage and handling.

Finest Dimensioned  
HARDWOODS and  
Quality VENEERS

42 Varieties 1/64" to 4" Thickness

Fast service on choice kiln dried Wood and Veneers, Moldings, Trim, Hand and Power Tools, Lamp Parts, Upholstery Supplies, Clock Movements and Kits, Hard-to-Find Hardware, Finishing Materials, Books... over 4000 items in stock! Craftsman—Woodworker's best friend.

FREE with Catalog  
-\$3.00 Discount Coupon  
Good on First Order

**CRAFTSMAN WOOD SERVICE**

## BAND SAW BLADE SPECIALISTS

**SPECIAL OFFER**  
Buy Six Blades, Get One Free.

Band saw blades cut and welded to your exact specifications

| WIDTH          | TEETH     | PRICE/INCH |
|----------------|-----------|------------|
| 1/8" thru 3/4" | 3 thru 32 | \$.04      |

Price=inch length x price per inch+1.75 weld charge

NO MINIMUM ORDER

Speedy Delivery

Add \$2.50 for shipping & handling  
S.C. residents add 5% sales tax  
Send payment with order — write or call

**ROBERTS HARDWARE**  
P.O. Box 1276 • Taylors, SC 29687  
803/879-2470

## European Style WORKBENCH!



- Kiln-Dried Hard Maple
- Extra Heavy Duty Vises
- Oil Finish
- Reasonable Prices At Last

Please call or write for more information on the best buy in workbenches

### American Workbench Co.

138 A East Loudon Ave. • Lexington, KY 40505  
800-331-1087 606-233-4336

## Sleeveless DRUM SANDER

Uses regular sandpaper — no pre-made sleeves to buy!



Lifetime  
Guarantee

USE ON:  
Drill press, motor, lathe,  
combo-tools, radial saw, drills.

Twist of key tightens sandpaper to drum. Rubber backing insures long sandpaper wear.

|                      |         |
|----------------------|---------|
| 1" x 3" long         | \$13.95 |
| 2" x 3" long         | \$15.95 |
| 2 1/2" x 3" long     | \$18.95 |
| 3" x 3" long         | \$17.95 |
| 1" and 2 1/2" above  | \$27.95 |
| Set of 4 above       | \$56.95 |
| 3/4" x 3" long       | \$14.95 |
| 2 1/4" x 4 1/2" long | \$21.95 |
| 3" x 4 1/2" long     | \$23.95 |
| 2 1/2" x 6" long     | \$25.95 |
| 3" x 6" long         | \$27.95 |

Add \$2.50 per order for shipping.

AVAILABLE WITH:

\*1/2" bore with 1/2" or 1/4" shaft

\*1/2-20 RH thread (except 3/4" x 3")

\*1/2" bore (except 3/4" x 3" and 2" x 3")

MC, Visa, Check or Money order to:  
**SINGLEY SPECIALTY CO. INC.**  
P.O. BOX 5087B, GREENSBORO, NC 27403  
CALL: (919) 852-8581



Develop a profitable second income in your spare time making small, unique bandsaw boxes. This unpublicized, little-known technique allows you to turn common inexpensive lumber and scraps into valuable utility boxes for the home and office. High demand in gift shops, stationery stores and craft fairs. Fully illustrated instruction booklet of 15 original and profitable designs. Satisfaction absolutely guaranteed. Send \$10.00 to **Box-Art, Dept. P, Box 8069, Woodridge, IL 60517.**

## The Sawmill

(800) 247-6931 • NO MINIMUM ORDER  
EXOTIC AND DOMESTIC HARDWOODS

|           |            |        |
|-----------|------------|--------|
| BUBINGA   | MAHOGANIES | WENGE  |
| EBONIES   | KINGWOOD   | ZEBRA  |
| PADAUK    | ZIRICOTE   | BOCOTE |
| SHEDUA    | CHERRY     | & MORE |
| ROSEWOODS | WALNUT     |        |

**CUSTOM CUTTING, RESAWING, &  
ABRASIVE PLANING**

Our speciality sawn veneer

WHOLESALE & RETAIL INQUIRIES WELCOME  
PA RESIDENTS CALL (215) 759-2837

DIVISION OF THE MARTIN GUITAR COMPANY  
NAZARETH, PA 18064

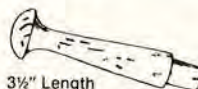
## DOWELS - PLUGS - PEGS

Manufacturer Direct  
Largest & finest selection Oak, Walnut, Hickory, Maple, Cherry, Mahogany, Teak, even Treated Dowels. Quantity discounts.

**MIDWEST DOWEL WORKS, INC.**  
4631 Hutchinson Road  
Cincinnati, Ohio 45248  
(513) 574-8488



**DOWELS**  
1/4" - 2" Diameter



3 1/2" Length

### SHAKER PEGS

Hard Maple  
Poplar  
Oak, Red or White  
Walnut  
Also Mini-Pegs

### DUTCH WALL PEG

Hard Maple  
Oak  
Walnut



4" Length

Catalogue on Request

## BUILD THIS HARP FROM A KIT

only \$149.95 plus \$7.50 shipping

Send \$1.00 for complete catalog of the finest musical instrument Kits



**HARPS  
HAMMERED  
DULCIMER  
GUITARS  
PANPIPES  
BANJOS  
PSALTERIES  
HURDY GURDY  
and much  
more!**

**ST. CROIX KITS**  
423-B South Main  
Stillwater, MN 55082  
(612) 439-9120

# SHOP SENSE

Continued from page 99

Hold the file at a 35° angle to the length of the bar and 90° to the bar's vertical plane, *below*. Keep about 1/10th of the file visible above the top of the cutter. A filing guide that clamps to your file, available from chain-saw dealers, makes accuracy easier.



Hold the file at 35° and perpendicular to the bar. File toward the tip.

Stroke toward the bar tip, from the inside of the cutter to the sharp edge. Avoid filing too deeply or you'll hit the chain's tie straps and put excessive hook in the cutter. Damaged tie straps lead to chain breakage. Extra hook weakens cutters.

Count the number of file strokes it takes to produce a clean, sharp cutter (less than 10 will usually do). Then, file each cutter the same number of strokes. This keeps cutter wear even and the chain running smoothly. File all the cutters on one side of the chain, then switch hands and file the other side. If you file cutters correctly, you'll see where you started.

Most people find filing one side of the chain easier than the other side because of right- or left-hand dominance. With practice, you'll be able to file with either hand equally well. In the meantime, take care to keep the angles the same.

## RAKERS NEED ATTENTION, TOO

After a chain has been filed three or four times, check the height of the rakers with a raker gauge, also available from your dealer. Raker heights must be filed proportionate to cutter height because they govern the cutter's depth of bite.

Continued on page 102

## Queen Anne Chair

by

Adams Wood Products, Inc.



Ready to assemble  
Prompt delivery  
Any quantity  
Oak, Cherry, Walnut  
Mahogany, etc.

**FREE BROCHURE**  
974 Forest Dr., Dept. M-2  
Morristown, TN 37814  
615/587-2942

## WOODEN TOY PLANS



E-2 • E2 Doll Cradle \$4  
• A3 Log Truck \$4  
• T1 Steam Train \$4  
• E4 Rocking Horse \$9



A-3 • E1 Wheelbarrow \$4  
• F1 Table & Chair \$3  
• F4 Doll Wardrobe \$4  
• P5 Hoppin' Bunny \$4



SEND \$1.00  
FOR CATALOG  
34 PLANS  
FOR THE BEST IN  
PLAYTIME WOOD TOYS

**D&E CRAFTS**  
6118 N. Coast Hwy.  
Newport, Oregon 97365

## SUBSCRIPTION PROBLEM?

We want to solve it to your complete satisfaction, and we want to do it fast. Please write to: Robert Austin, *Better Homes and Gardens*® WOOD, P.O. Box 10628, Des Moines, Iowa 50336.

You can help us by attaching your magazine label to this coupon, or printing your name and address as it appears on your label on a piece of paper and sending it along with your correspondence.

### MOVING?

Simply attach the mailing label from this magazine and write in your new address below. (Please allow 4-8 weeks.)

Your New Address Goes Here

Name \_\_\_\_\_  
Address \_\_\_\_\_ Apt. # \_\_\_\_\_  
City \_\_\_\_\_  
State \_\_\_\_\_ Zip \_\_\_\_\_

### FOR FAST SERVICE...

...it is better to write us concerning your problem and attach your magazine label to this coupon, or print your name and address as it appears on your label on a piece of paper and send it along with your correspondence. Should you need to reach us quickly the following toll-free number is available:

**1-800-678-2666**

Better Homes and Gardens®  
WOOD

P.O. Box 10628 • Des Moines, Iowa 50336

**Don't forget to include your old label!**

# BLACK & DECKER® 10" TABLE SAW LIQUIDATION



**Here's An Excellent Opportunity To Get One Of The Finest Saws Ever Made! Black & Decker 1-Year Warranty! Factory New! Factory Perfect!**

If you've been waiting for a good buy on a table saw, this is it! Black & Decker is one of the most trusted names in power tools. And this power-packed 10" Full Size Table Saw is one of their best. Model No. 1736 offers sturdy steel base and extra large table surface. You'd better hurry on this one, because you may not get another chance.

#### Table Saw Features:

- Overload protected, built-in ball bearing universal motor develops 1.6 (max.) HP, 110V
- Sealed ball bearing construction.
- Large precision ground cast iron table measures 20" x 27"
- Exclusive slip clutch disengages blade from motor drive if work binds.
- Full 24" rip capacity on right side of blade, cuts to center of 4" x 8" panel.
- Includes saw, two steel extensions, steel stand, rip fence, aluminum miter gauge, 10" blade, blade guard, splitter, blade change wrenches and hold down kit.

Compare at

**\$749.00**

**DAMARK PRICE**

**\$298**

Order No. B-532-100719  
Insured ship./handl. \$42.50



#### PUBLIC NOTICE

Black & Decker, the most trusted name in power tools, decided to liquidate their remaining stock of this model. As a result, B&D offered this inventory to us and we can offer them to you at **FAR BELOW DEALER COST!**

For fastest service, call TOLL-FREE

**1-800-533-3379**



or send check,  
money order or credit  
card information to:



**DAMARK INTERNATIONAL, INC.**  
7714 Brooklyn Blvd., Minneapolis MN 55443  
Corporate Offices • 612/560-5415

Please send me \_\_\_\_\_ Black & Decker 10" Table Saw(s) at \$298 each. Ship./handl. \$42.50. MN res. add 6% sales tax.

Name \_\_\_\_\_  
Address \_\_\_\_\_  
City, State, Zip \_\_\_\_\_  
 Check/M.O.  VISA  MasterCard  
Card No. \_\_\_\_\_  
Exp. Date: \_\_\_\_\_ Ph#: ( ) \_\_\_\_\_  
Signature \_\_\_\_\_

Order No. B-532-100719

Delivery to 48 United States Only

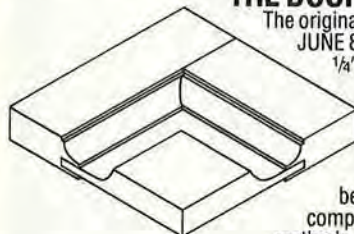
# SQUARE IT™ & DOOR SHOP™ SALE

**Square It™**, the electronic precision square, endorsed by **HOME MECHANIX, INDUSTRIAL EDUCATION, PROGRESSIVE BUILDER, POPULAR SCIENCE** and by **WOOD** magazine as "especially accurate (5/10,000")", amazingly simple to use & a truly revolutionary benchmark tool. **Square It™** fulfills the need of wood workers to square any stationary tool, simply, quickly & accurately. Battery operated & portable, **Square It™** uses precise preset probes & a lit bulb as a go-no-go indicator to assure perfect 90° & 45° settings on the table & radial arm saws, joiner, drill press, band saw, miter box or any stationary tool. Comes ready to use with 17 pg. illustrated manual, alkaline batteries, krypton bulb & a 100% warrantee. **SPECIAL \$49.95**



## THE DOOR SHOP™

The original Ogee **DOOR SHOP™** as featured in **WOOD MAGAZINE** (MAY/JUNE 85) is complete with stile & rail, slot & panel raising bits for the 1/4" chuck router. Bits are carbide tipped & BB & will make 3/4" thru 2 1/4" thick raised panel doors. Door Shop™ & Manual \$89.50 ppd. The 1/2" shank Door Shop™ now available. Call about our 5 piece Door Shop™ special.



**COMBINATION SALE \* BOTH SQUARE IT™ & DOOR SHOP™ \$125 ppd.**

The 37 page **DOOR SHOP™ MANUAL** is clearly written and beautifully illustrated with over 156 detailed drawings covering the complete process of door building. Each section covers proper methods and exact set ups for the router, including how to recognize and correct for errors. There are sections covering Design, Lumber selection,

Measuring, Panel Raising, curved & straight Rail and Stile cutting & fitting, Guides, Clamping, Gluing and Finishing. This is the most comprehensive manual out today. When purchasing the **DOOR SHOP™** manual for \$5.00 you also receive Zac's 27 pg. router bit catalog & **SQUARE IT™** manual.

Zac's carbide tipped **PANEL RAISER™** router bits come in 3 styles; **PROVINCIAL**. All 1/2" shank bits are 3 1/2" in diam., with BB & give a \$99 @ or all 3 bits for \$180 ppd. All 1/4" shank bits are 2" in diam. & raised panel cut. \$65 @ ppd. or all 3 bits for \$120 ppd.



**OGEE, COVE, & full 1 1/2" raised panel** give a 1" or larger

TO ORDER CALL  
800-441-0101

**ZAC PRODUCTS INC.** 34 Renwick Street NYC, NY 10013

IN NY  
212-645-9494

## SHOP SENSE

Continued from page 101

Most saw chain manufacturers recommend a raker height of .025" below the top of the cutter. Hold the gauge on the top of the cutter, as shown *below*, and, using a flat file, remove that part of the raker sticking above the gauge. Then, file a slope on the leading edge of each raker. This practice allows them to attack the wood smoothly.

*Note: Don't attempt to file rakers without a gauge. Unevenly filed rakers cause the chain to jump and grab, and increase the chance of kickback.*



Hold the raker gauge on top of the cutters and file any exposed raker.

## ROUTINE SAW MAINTENANCE

Cutting with a dull chain creates lots of dust, some of which ends up in the engine's air filter. A dirty air filter causes a saw to run as if the choke were partly on. Avoid the urge to readjust the carburetor needles for a leaner mixture. That's a good way to destroy an engine. Instead, get in the habit of cleaning the filter every day you use the saw.

Occasionally (once a week in constant use), take off the bar and clean the chain groove and bar holes. Turn the bar over when replacing it on the saw so that it wears evenly on both sides. File off any burrs along the bar edges to keep the chain running smoothly and riding into and out of a kerf without a hitch. Lubricate the bar's sprocket tip with grease.

Always be careful when handling a chain saw. Sharp cutters can inflict nasty cuts. Wear gloves or use a rag to protect your hands while working on the chain. Protect the chain with a cover. 🌿

Photographs: Fred Schneider

## This isn't what you think !



You're probably looking at this machine thinking to yourself, "Oh, it's one of those all in one tools that takes forever to set-up and really isn't practical." Think again. This is the Toolmax T310. The T310 is a quality woodworking tool that requires almost no set-up and meets almost any commercial quality specification for individual equipment. The T310 has 4 Separate motors which power the 10" Table Saw, 1" Spindle Shaper, 12" Jointer, 12" Planer, and Mortise.

If you want to save over 90% of the space in your shop and up to 60% of the cost of buying individual equipment, call Toolmax for more information or send \$19.95 (VISA, MC, AMEX customers call toll free 1-800-535-4788 to order by phone) for an informative video demonstration tape.



**TOOLMAX**  
2439 FRONT ST.

WEST SACRAMENTO CA 95691

1-800-535-4788 USA 1-800-325-8330 CA

# NATIONAL WORKING WITH WOOD SHOW

For the amateur and professional craftsmen.

INDIANAPOLIS, IN  
October 23-25, 1987  
Indiana State Fairgrounds

ANAHEIM, CA  
November 21-22, 1987  
Anaheim Convention Center

Machinery • Power & Hand Tools  
Supplies • Demonstrations  
Specials Workshops • Free Seminars

ADMISSION \$5.00 (\$1 Off w/ This Ad)  
For more information call:  
SHOW OFFICE - (408) 296-0161

## FULL SIZE PLANS



The New England Rocker is a classic. The full-size plan includes a stencil pattern, 26" x 44"

Plan No. 338  
Only \$10.50

A Prize-Winner! Rocking Horse is pine & measures 35" x 58".

Plan No. 400  
Only \$10.50



This is a big one!

Shaker Peg 3 1/2"  
\$18.00 per 100  
Mini-Peg  
\$8.00 per 100



Candle Cup \$18.00  
Mini-Cup \$ 9.00  
Prices are per 100

Catalog 72 pg. Toy & woodworking parts & plans. \$1.00 or free with order. Visa/MC Phone 516-462-6228 NY Res. add tax

ARMOR, Dept. L, Box 445, E. Northport, NY 11731

## BRANDING IRON

SPECIAL SALE  
\$24.00

CALL TOLL FREE TO ORDER YOUR BRANDMARK  
1-800-323-2570  
(ORDERS ONLY)  
8:00 - 5:00 EASTERN TIME

### Your Satisfaction Guaranteed

- Convenient torch heating
- Solid Brass—lasts years
- 1st line as shown
- 2nd line—18 letters/spaces max.
- 1/4" letters
- distinctive border
- Add \$2.50 shipping & handling
- OH res. add \$1.44 tx



Order by mail from



**BrandMark**

462 Carthage Dr. • Dept W • Beavercreek, OH 45385  
513-426-6843

# NOW RING MASTER™ attaches to your:



SHOPSMITH MARK V®



Create Any Hollow Cylindrical Shape up to 12" dia. Cut flat wood into straight or angle rings, stack rings, glue, sand, & finish. All on your Ring Master.

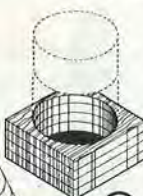
CRAFTSMAN 12" LATHE

\$199

ORIGINAL RINGMASTER™  
WITH MOTOR

\$399

**CALL** 1-800-854-9815  
**FOR FREE BROCHURE.**



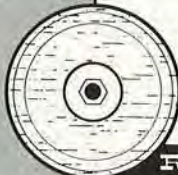
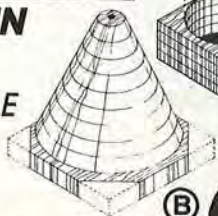
### Project A

Using one board foot of wood, a lathe project enclosed 89.06 cubic inches. All enclosed area was wasted wood.

### Project B

Using a Ring Master, the same amount of wood enclosed 611 cubic inches, with virtually no waste.

**EASY, FUN**  
and  
**PROFITABLE**  
to  
operate!



## ORDER NOW!

RING MASTER, INC.  
DEPT. A  
P.O. BOX 8527A  
ORLANDO, FL 32856  
IN FLORIDA CALL (305) 859-2664

**RING MASTER™**

Please send me complete facts about the ALL NEW Ring Master.


Name \_\_\_\_\_

Address \_\_\_\_\_

City \_\_\_\_\_ State \_\_\_\_\_ Zip \_\_\_\_\_

Ring Master DEALERS wanted in all areas.

"TERRIFIC"



## THE WOODWRIGHT'S WORKBOOK

FURTHER EXPLORATIONS  
IN TRADITIONAL WOODCRAFT

BY ROY UNDERHILL

"This book is terrific—full of wry wit, thorough expertise, charming anecdotes and a far-reaching consciousness that illuminates not only tools and processes, but also the human condition. I cannot recommend it too highly. . . [It] is far more than how-to, and constantly surpasses itself. . . Underhill is doing better work with this book than any other writer I can name."—Jim Cummins, *Fine Woodworking* 254 pp., 239 illus., \$12.95 paper, \$19.95 cloth

America's favorite woodwright returns to PBS in October with a new thirteen-week series.

### ALSO BY ROY UNDERHILL

#### THE WOODWRIGHT'S SHOP

A PRACTICAL GUIDE TO TRADITIONAL WOODCRAFT

221 pp., 327 illus., \$12.95 paper

#### THE WOODWRIGHT'S COMPANION

EXPLORING TRADITIONAL WOODCRAFT

203 pp., 262 illus., \$12.95 paper, \$19.95 cloth

Available at your favorite bookstore or from

**THE UNIVERSITY OF NORTH CAROLINA PRESS**

Post Office Box 2288 Chapel Hill, NC 27514

## EBONY: Always worth a royal ransom



In ancient Egypt, ebony was prized. Floated down the Nile, the wood became pharaohs'!

**E**bony, sought after by world craftsmen for its unique color, stability, and fine finishing quality, was at one time cherished nearly as much as gold. The primary reason: The wood grew thousands of miles from those who demanded it!

Hundreds of years before the birth of Christ, Ethiopians paid Persian rulers a tribute of 200 ebony logs every three years. Delivering the wood meant trekking across the desert from the interior, then a long sea voyage.

In ancient Egypt, ebony was floated down the Nile from deep in the continent, and reserved strictly for pharaohs. King Tut's tomb yielded numerous objects made from the wood they called *hebni* — an ornate throne, several statues, numerous chests, and the sliding draw bolts that latched the doors for 2,500 years!

For India's reigning monarchs, nothing would do except ebony

scepters to wave over their subjects. Because at that time it was believed the wood was an antidote for poison, royal households also had it made into drinking cups in hopes of foiling assassination attempts.

Even in the Old Testament, this sought-after wood made a newsworthy gift. In Ezekiel 27:15, it says "...they brought thee for a present horns of ivory and ebony."

History may repeat itself. Due to dwindling sources and foreign export regulations, ebony rises in price as supplies shrink. The blackest ebony, from Gaboon, Africa, is nearly impossible to find at any price. The black-brown-gray variegated ebony most often offered originates primarily in southern Asia. Even this macassar ebony sells for a royal ransom of \$30 per board foot. 🌳

Photograph: Bob Calmer  
Illustration: Jim Stevenson

# Like Having A Lumberyard Right In Your Shop!



**FREE  
30-DAY  
TRIAL**

Now choose from two powerful models! Woodmaster introduces the first 18½" Planer/Molder... The "BIG 18"... with all the features that have made the 12-in. model the most versatile Planer/Molder on the market! Send for Free Facts today!

## NOW! PLANE, MOLD & SAND with the Precision Control of Infinitely Variable Power-Feed!

Just a twist of the dial gives you from 70 to over 1000 cuts per inch... you can sail through even the toughest oak at higher speeds, or slow down to surface stock that is virtually impossible on any other machine. Slower speeds turn out glass smooth molding... no sanding needed!



Woodmaster's Quick-Change Molding Head lets you create custom moldings from any stock. Choose from over 250 standard trim and picture frame patterns... or design your own!



Power-fed sanding speeds production and improves the quality of your work. No more waves or crossgrain scratches. Separate Sanding head installs in just minutes.



PLANER  
FACTS  
& PROFITS

WOODMASTERTOOLS, INC., DEPT. PW21 • 2908 Oak Street  
KANSASCITY, MO 64108 • Or Phone: 1-800-538-4200 Ext. 2321

**YES!** Please rush me your **FREE** Information Kit plus details on your **30-DAY FREE TRIAL GUARANTEE!**

NAME \_\_\_\_\_  
ADDRESS \_\_\_\_\_  
CITY \_\_\_\_\_  
STATE \_\_\_\_\_ ZIP \_\_\_\_\_



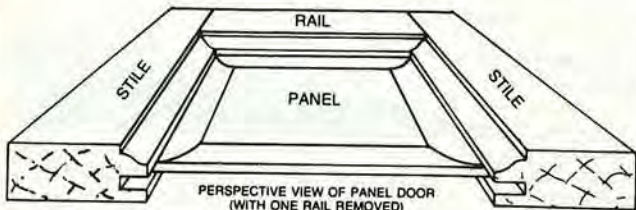
**MAKE BEAUTIFUL RAISED PANEL DOORS . . .  
WITH YOUR 1/4" ROUTER!**

Professional production quality bit makes it quick and easy to produce matching rails and stiles — the panel raising bit with ball bearing guide makes the raised panel perfect every time.

Regular value Over \$150.00

SALE PRICE **\$69<sup>95</sup>** FOR COMPLETE SET

ORDER ITEM #054 for 1/4" Shank Set  
(Includes all bits shown)



PERSPECTIVE VIEW OF PANEL DOOR  
(WITH ONE RAIL REMOVED)

**RAISED PANEL BIT**  
SUPPLIED WITH  
BALL BEARING

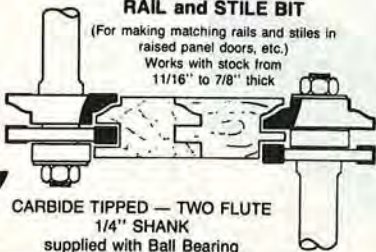
2" Large Diameter

CARBIDE TIPPED  
1/4" Shank



**REVERSIBLE  
COMBINATION  
RAIL and STILE BIT**

(For making matching rails and stiles in  
raised panel doors, etc.)  
Works with stock from  
11/16" to 7/8" thick



CARBIDE TIPPED — TWO FLUTE  
1/4" SHANK  
supplied with Ball Bearing

To order by Mastercard or Visa Toll Free  
7 Day—24 Hour Order Service, Call

1-800-533-9298 (In PA 1-800-346-7511 Ext. 56)

or send check to: **MLCS, Ltd., P.O. Box 4053D, Rydal, PA 19046**

**MAKITA • PORTER CABLE • DELTA • BOSCH • LION •  
HILLER HARDWARE CO.**

ASSURES YOUR SATISFACTION ON ANY  
ITEM PURCHASED FROM US! WE CAN  
SHIP YOUR BANK CARD ORDER TODAY

**freud INDUSTRIAL SAW BLADES  
10" CARBIDE TIPPED BLADES**

| Blade | Description | Teeth | List Price | Hiller's Price |
|-------|-------------|-------|------------|----------------|
| LU73  | Cut-Off     | 60    | 86.82      | 27.97          |
| LU84  | Combination | 50    | 81.22      | 37.00          |
| LU85  | Combination | 80    | 120.86     | 60.00          |
| LM72  | RIP         | 24    | 70.69      | 36.00          |

5/8" BORE STANDARD, ADD \$8.00 FOR ANY OTHER BORE

- WE HONOR ALL FREUD NATIONALLY ADVERTISED SPECIALS
- CALL OR WRITE TODAY FOR CURRENT PRICES ON OTHER TOOLS/ACCESSORIES
- PRICES QUOTED, DELIVERED PREPAID ON \$75 MINIMUM ORDER
- VISA, MASTERCARD ACCEPTED

**CALL TODAY FOR NEXT DAY SHIPPING.  
803-779-3131 Ext. 10**



**YOUR WOODWORKING SPECIALIST IN THE SOUTHEAST**

**• HEGNER • STANLEY • LEIGH • HENCKELS • MERIT •**

MARPLES • RECORD • WATCO • NU-LIFE • DOWL-IT CLESCO • GILLESPIE • FREUD

FOOTPRINT • MILWAUKEE • FORSTNER • JORGENSEN • 3M • W.L. FULLER



**FREE  
Tool  
Catalog**  
**Quality  
Products For  
Woodworkers**

Send today for your FREE copy of our new colorful catalog. It's fully illustrated with the finest quality tools, supplies, books, components, hardware, and much more. Satisfaction Guaranteed.

Write today for your FREE catalog.  
**WOODCRAFT SUPPLY CORP.**  
Dept. WBH17  
41 Atlantic Avenue, Box 4000  
Woburn, Massachusetts 01888

**Thin HARDWOOD  
Priced Right**

Clear - Kiln Dried - 2 Sides Surfaced  
3" to 10" widths - 3' to 7' lengths  
20 sq. ft. packs - Random widths and lengths

|                   | 3/4" | 1"   | 1 1/2" | 2"   |
|-------------------|------|------|--------|------|
| Red Oak           | \$32 | \$38 | \$40   | \$55 |
| Pecan             | \$28 | \$30 | \$32   | -    |
| Walnut            | \$36 | \$44 | \$48   | \$60 |
| Cherry            | \$36 | \$44 | \$48   | \$60 |
| Hard Maple        | \$32 | \$38 | \$42   | \$48 |
| Basswood          | \$30 | \$36 | \$40   | \$45 |
| Poplar            | \$29 | \$30 | \$34   | \$38 |
| Honduras Mahogany | \$39 | \$50 | \$55   | \$66 |

Price includes UPS delivery in Continental U.S.A.  
To order, circle dollar amount above  
Send with check or money order to:

**HARDWOODS OF ILLINOIS**  
R.R. 4 - Box 618 • Mt. Vernon, IL 62864

**ACU-EDGE CARBIDE  
SAW BLADES**

| Dia.      | Arbor            | Teeth | Their Price | Our Price | Stock # |
|-----------|------------------|-------|-------------|-----------|---------|
| 10"       | 3/4"             | 40    | 49.95       | 29.95     | 11-301  |
| 8"        | Univ.            | 40    | 33.95       | 22.50     | 11-207  |
| 8"        | Univ.            | 24    | 29.95       | 19.95     | 11-107  |
| 7"-7 1/4" | Univ.            | 40    | 27.95       | 19.95     | 11-204  |
| 7"-7 1/4" | Univ.            | 24    | 20.75       | 12.95     | 11-104  |
| 6 1/2"    | Univ.            | 30    | 29.95       | 19.95     | 11-201  |
| 6 1/2"    | Univ.            | 18    | 19.95       | 10.95     | 11-101  |
| 3 packs   |                  |       |             |           |         |
| 7"-7 1/4" | Univ.            | 24    | 62.15       | 24.95     | 11-703  |
| 7"-7 1/4" | Univ. 2-24; 1-40 |       | 69.95       | 35.95     | 11-702  |
| 6"        | 3/4" Dado*       |       | 59.95       | 34.95     | 11-300D |

\*Woodsmith Magazine rated it "The Best."  
Jig/Sabre Saw Blades (not carbide) 1/2" shanks fit most saws.  
20 pc. asst. (Wood, Metal, 29.95 9.95 27-020  
75 pc. asst. Scroll) 49.95 19.95 27-075  
Reciprocating saw blades (not carbide) 1/2" shanks fit most saws.  
10 pc. asst. (5 wood, 5 metal) 29.95 12.95 37-010  
25 scrapwood toy plans 5.95 or free with any order PL-1.  
ADD \$2.50 FOR POSTAGE & HANDLING - VISA & MASTERCARD WELCOME  
TEXAS MERCHANTISERS BOX 1591  
Cleburne, Tx 76031 (817) 641 0873 8:00 5:00 cst

**DO YOUR  
WATER-PIPE-CLAMP BARS  
HAVE THE BENDS?**



then order 1 1/16" solid steel bars threaded to fit your 3/4" pipe bar clamps

| FULL OPENING | *PRICE PER PR. | *(6 PR. OR MORE) PER PR. | SHIP WT. PER PR. |
|--------------|----------------|--------------------------|------------------|
| 24"          | \$12.25        | \$11.00                  | 15#              |
| 30"          | 13.70          | 13.35                    | 18#              |
| 36"          | 15.00          | 13.50                    | 21.5#            |
| 48"          | 17.85          | 16.10                    | 27.5#            |
| 60"          | 20.80          | 18.75                    | 34#              |

\* Price is for bars only, does not include clamps.  
Order by Visa or Mastercard. Phone or write, incl. No. and Exp. date, Shipped UPS, F.O.B. Harland, WI. (WI residents add 5% sales tax.)  
**G & V Machine Co. Inc.**  
620 Cardinal Lane, Harland, WI 53029  
**(414) 367-6707**

**MAKE TOYS  
AND WHIRLIGIGS**

1100's of plans, parts, kits, books, finishes & supplies for toys, whirligigs, classic autos, swing sets, doll houses, crafts & furniture. Also toy, craft, game & furniture parts in maple, oak, walnut & cherry. Bulk prices available. 54 page color catalog subscription \$1. (614) 484-4363  
Cherry Tree Toys, Box 369-409, Belmont, Ohio 43718

**WOOD SAWYER** 21" long  
Uncut Kit: \$24.95  
Just cut, sand and assemble

Visa/MC  
Precut Kit: \$29.95  
Just sand and assemble

**WOOD REPAIR**

Durham's Rock Hard Water Putty makes lasting repairs in wood. Won't shrink or fall out. Sets quickly, holds tight and can easily be painted. Economical, easy to use. Available at lumber, paint and hardware stores.

**DONALD DURHAM COMPANY**  
Box 804-W Des Moines, IA 50304

# Got a Minit? Make a Button!

with **Badge-A-Minit**

In just a "minit" you can enter the fast and easy, fun and profitable world of button-making with Badge-A-Minit.

These 2 1/4" plastic coated buttons are fun to make, fun to wear and easy to sell at flea markets, fairs, conventions or sporting events. Supply buttons for community events, businesses or churches.

For \$26.95 you get a hand held press, a set of 5 assembly rings and enough designs and metal parts to make 10 buttons. To order additional button parts see the catalog included with every order.

Order today or send for a FREE catalog and idea book. **GUARANTEED.**

**Badge-A-Minit, Dept. BHW-1287, 348 North 30th Rd., Box 800, LaSalle, IL 61301, Phone 815-224-2090**

Send me the Badge-A-Minit Starter Kit for only \$26.95 plus \$1.75 shipping (IL residents add \$1.68 tax)

Visa  MasterCard

Card No. \_\_\_\_\_

Exp. Date \_\_\_\_\_

Name \_\_\_\_\_

Address \_\_\_\_\_

City \_\_\_\_\_

State \_\_\_\_\_ Zip \_\_\_\_\_

Phone ( ) \_\_\_\_\_

I am not ordering now, but please send me a FREE catalog.



**\$26.95**

# SIGNCARVING IS PROFITABLE!



And it's easy, if you use the Marlin Woodcarvers and accessories. You can carve signs quickly at home or at swap meets. The machines do the work, the operator has the fun and profits.

*No Special Training Is Required!*

SEND \$1.00 FOR OUR BROCHURE AND PRICE LIST, AND BEGIN TO PLAN YOUR FULL OR PART-TIME BUSINESS.

*Fine Carving Machines Since 1971*

**MARLIN INDUSTRIES**

RR 70, BOX 191, DEPT. D712  
CASHIERS, NC 28717  
(704) 743-5551



## RENOVATOR'S SUPPLY®

Manufacturer & Importer of fine hardware, plumbing, and lighting. For catalog, send \$3.00 to:

**THE RENOVATOR'S SUPPLY®**  
4660 Renovator's Old Mill  
Millers Falls, MA 01349

## EXOTIC BRAZILIAN HARDWOODS

*Bloodwood, Freijo, Jatoba,  
Pau Amarelo, Maca, IPE,  
Purpleheart, Blackheart,  
Leopardwood*

Write or call for our free brochure on these and other hardwoods. or send \$7.50 for a sample package.

**Custom Cutting • Turning Stock  
Wholesale & Retail**

VISA  MasterCard  Money Order

### Paradise Farm Wood Products

661 South Main Street  
Webster, Mass. 01570

For information about placing an advertisement in WOOD write:

Mark Hart, WOOD Magazine

750 Third Avenue, New York, NY 10017 • Or call collect: 212-551-7130

## NOW! Get in on the PROFITS in SMALL ENGINE REPAIR

**Work part time, full time —  
right at home — we help  
you every step of the way.**

No doubt about it... as a small engine pro, you can cash in on the huge demand for qualified men in one of America's fastest growing industries. You'll be able to command top hourly rates of from \$25.00 to \$30.00 per hour — and that's just for labor.

**Plenty of business waiting for qualified men.  
65,000,000 Small Engines Are In Use Today!**

That's the official count from the Engine Service Assn., and one-million new engines are being built each month. With Foley-Belsaw training, you can soon have the skill and knowledge to make top money servicing these engines.



**Professional Tools and Equipment PLUS 4 hp Engine...  
ALL YOURS TO KEEP... All at No Extra Cost.**

**NO EXPERIENCE NECESSARY!**

You don't need to be a 'born mechanic' or have any prior experience. Lessons are fully illustrated... so clear you can't go wrong, and with our famous 'learn-by-doing' method you get practical 'hands-on' experience.

**Foley-Belsaw Institute, 6301 Equitable Rd.  
Dept. 51281, K. C., Mo. 64120**

YES, please send me the FREE booklet that gives full details about starting my own business in Small Engine Repair. I understand there is No Obligation and that No Salesman will call on me.



NAME \_\_\_\_\_

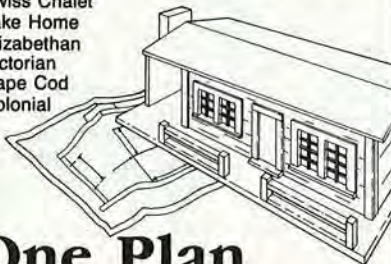
ADDRESS \_\_\_\_\_

CITY \_\_\_\_\_

STATE \_\_\_\_\_ ZIP \_\_\_\_\_

## Five Dollhouses...

- Swiss Chalet
- Lake Home
- Elizabethan
- Victorian
- Cape Cod
- Colonial



**One Plan  
Just \$3.00**

**Or Send \$.50  
for a Craftplan  
Catalog**

Offer expires 4/1/88

Please Enclose:

- \$50 Catalog  
 \$3.00 Dollhouse Plan

\$1.00 HANDLING CHARGE WHEN ORDERING PLANS.

Name \_\_\_\_\_

Address \_\_\_\_\_

City/State/Zip \_\_\_\_\_

**Craftplans®**

21801 Industrial Blvd., Dept. 1105  
Rogers, MN 55374



## THE CATALOG THAT'S FUN TO READ!

**MODEL BOATS** are fun to look at, even more fun to own, and downright exciting to race with radio control! Check out the most popular of more than seventy models in our new 8-page full color catalog... models and accessories for every level of interest.

Send \$1.00 for catalog or \$10.00 for catalog and 11 minute video THE WORLD OF MODEL BOATING. The \$10.00 will be deducted from your first order of \$35.00 or more. Dumas Products, 909-W East 17th Street, Tucson, AZ 85719.

**dumas  
boats**

# Information



Print this article

## WORTH WRITING FOR

You can get useful ideas and product information by mail. Use the coupon in this section to order your choice of literature listed below.

### POWER TOOLS

**WOODWORKING PROFESSIONALS ONLY**—Now save 50% on machinery, 70% on operating costs! How? By using the world's finest production quality universal machine. Commercial durability, utmost precision, set-up in seconds. No other tool combines usable capabilities like FELDER. Thousands sold all over the world. Now available in America through AMI. Send for brochure. AMI LTD. \$1.00. *Circle No. 4.*

**POWER TOOLS FOR WOODWORKING**—Sold for 40 years. Plans & kits of metal parts to build sturdy power tools that last for years. 5-yr. warranty on parts. Kits & plans \$39-\$189. Simplified step-by-step plans with full sized patterns for wood base may be ordered separately. Parts & accessories sold individually. Send for descriptive brochure & prices. GILLIOM MFG. INC. \$1.00. *Circle No. 47.*

**BEST VALUE IN WOOD LATHES**—Wood turning has never been easier than with the 14" multi-speed wood lathe from Great Plains. Precision duplicator is standard equipment. Cast iron construction assures stability and long-lasting service & eliminates vibration. Stainless steel ways for smooth movement. 45 day in-shop trial. Easy terms available. GREAT PLAINS MACHINERY CO., INC. \$1.00. *Circle No. 48.*

**IF YOU ARE INTERESTED IN FINE WOODWORKING**—you will not find better machinery than that sold by J.P. Humfrey Ltd. For example, we have 10-in. general tablesaws (2 HP, magnetic switch, lever-lock fence) available at \$1,295 FOB New York. Send for brochure. J. PHILIP HUMFREY INT. \$1.00. *Circle No. 51.*

**AFFORDABLE WHISPER-QUIET PRECISION SCROLL SAWS**—Full 2-year limited warranty, three models to choose from, easily cut wood up to 2 in. thick. Send for fact kit. HIGHLAND TOOLS. 50¢. *Circle No. 52.*

**JEPSON POWER TOOLS**—16-page color, full line, plus separate catalog on woodworking machinery. Tilting arbor saws, shapers, joiners, disc sanders, vertical bandsaws and many other tools and complete detail. Carbide tipped shaper cutters and router bit catalog also included. JEPSON. \$1.00. *Circle No. 54.*

**MAKITA U.S.A. INC.**—offers all new 86-page catalog on their professional line with special emphasis on the entire cordless line. Catalog provides complete information along with available accessories, practical applications at suggested retail prices. MAKITA U.S.A. INC. Free. *Circle No. 61.*

**THE "SUPER WOODBUILDER"**—is the most complete home workshop available with 19 exclusive features not found in any other make. The machine is built with accuracy, durability and reliability to deliver a long lifetime of enjoyment—building projects as fine furniture, patio furniture, cabinets and toys for your loved ones. The versatile ability built into this multi-tool machine makes everyone an excellent craftsman. Send for literature. MASTER WOOD-CRAFT. 50¢. *Circle No. 64.*

**THE DEPENDABLE TOOLMAX T310**—woodworking machine solves the common "too small a shop" problem by combining a 10" table saw, 1" spindle shaper, 12" joiner, 12" planer and fully adjustable mousing table. Saves 90% on space and 60% on investment. Send for complete color information pack. TOOLMAX. \$1.00. *Circle No. 90.*

**MOULDER-PLANERS FROM WILLIAMS & HUSSEY**—Mould, plane, and edge, convert from moulder to planer in less than 2 minutes. The W-7 series is available in 3 models for manual, power in feed, or power in feed/out feed. The units plane to a satin, almost sanded finish, produce doll house to crown sized mouldings, raised panels, and virtually any shape profile. Custom knives available up to 7" wide and 3/4" depth of profile. Rugged, well-made, dependable, and transportable. Complete with sturdy movable stand. Send for catalog. WILLIAMS & HUSSEY. \$1.00. *Circle No. 93.*

**PORTABLE SAWMILLS**—Our new 44-page full color catalog describes each of our 5 sawmill models for 1987, from the compact LT20, that disassembles in 8 light weight pieces, to our largest sawmill, the LT40-HD, with hydraulic log handling capabilities. In addition, dry kiln, carving machines, and shop band saws complete our line of progressive woodworking equipment. WOOD-MIZER PRODUCTS. \$1.00. *Circle No. 94.*

**WILKE MACHINERY CO.**—A full-line machinery company offers their new 52-page catalog featuring the nationally-acclaimed Bridgewood brand name line of woodworking machinery. The complete line of D-I-Y and professional woodworking machinery is well-illustrated and technically described. Catalog sent first-class. WILKE MACHINERY CO. \$1.00. *Circle No. 96.*

**IS THIS THE WORLD'S BEST JOINER-PLANER?**—We think so and invite you to take a closer look! MiniMax's new FS-35 joiner-planer combines industrial quality with an affordable price that will appeal to professionals and amateurs alike. THE XYLOPHILES CO. \$1.00. *Circle No. 97.*

**WOODWORKING MACHINES**—New designs that allow you to build accurate, rugged, vibration free machines. 1/4 the cost of their industrial counterparts. 10" tilting arbor tablesaw, 18" bandsaw, 15" inboard-outboard lathe. Send for brochure. J. M. WISE & CO. Free. *Circle No. 98.*

### HAND TOOLS

**MAR-WOOD HARDWOODS**—In addition to our wide selection of domestic and imported hardwood lumber, we also offer a world-class selection of quality hand tools at great prices. Send for catalog. MAR-WOOD, INC. \$1.00. *Circle No. 138.*

**PERSONAL BRANDING IRONS**—Brochure describes branding irons that enable you to put your name on you work quickly and easily. Made especially for branding wood, they are available with 1, 2, or 3 lines of copy or with your logo. Changeable date also available. NOVA TOOL CO. \$1.00. *Circle No. 160.*

### STAINS/FINISHES

**EASY WOOD FINISHING**—Learn how to finish wood easily and beautifully with Watco, original Danish Oil Finish. Get a natural, hand-rubbed look in one step...one product. Full color brochure includes usage, tips, trouble-shooting, and more. WATCO-DENNIS CORP. Free. *Circle No. 270.*

### PLANS

**OVER 500 WOODWORKING DESIGNS**—We now offer thirty-nine packets of blueprint plans and full-size patterns with both the home and commercial craftsman in mind. Enjoy making toys, games, children's items, whirligigs, folk art, plaques, magazine racks, shelves, kitchen and household items, birdhouses, plant stands, and more. Simple enough for the beginner, fun and profitable for the pro. Send for illustrated brochure plus sample pattern. ACCENTS IN PINE. \$2.00. *Circle No. 310.*

**WOODWORKERS' PLANS AND SUPPLIES**—Wood projects are simplified with the high quality plans, specialty hardware and other supplies offered by Armor Products. Over 100 plans are available for making toys, desks, clocks, pool tables, lamps, chests, and other furniture. Movements, dials, moldings, ornaments, and hardware also available. ARMOR PRODUCTS. \$1.00. *Circle No. 315.*

**CATALOG OF PLANS AND KITS**—A selection of functional projects, unique gifts, and decorative pieces for home or office. Included are a sandpile scooper, super bunk beds, miniature two-story outhouse, birthday calendar, and many more. See our ad elsewhere in this issue. BALLART DESIGN. \$1.00. (Refundable) *Circle No. 320.*

**CRAFTPLANS CATALOG**—Wide selection of ideas, plans, patterns for woodworkers. Simple bird houses, toys, weather vane, furniture, entertainment centers, computer desks and much more. CRAFTPLANS CO. 50¢. *Circle No. 325.*

**PLAYTIME WOODEN TOY PLANS**—Build toys for rough play. Modern styles cars and trucks, old time steam train, pull toys and a rocking horse. Catalog of 34 plans making 70 different toys. Plans are precisely drawn and carefully dimensioned with easy to follow instructions. D & E CRAFTS. \$1.00. *Circle No. 336.*

**PATTERNS BY DESIGN GROUP**—Hundreds of interesting, useful and fun items to create for personal use or profitable sale. Our 1987 catalog contains plans for toys, games, plaques, puzzles, birdhouses, planters, furniture, and much more! All Design Group patterns are professional, "same size" blueprints. No enlarging or reducing is necessary. Simply trace outline of item onto wood and create! Started in 1977, Design Group has sold thousands of patterns to thousands of satisfied customers. Prices start at \$1.00, all patterns come with a full money-back guarantee. Whole-

sale and bulk prices are available on request. Fully illustrated catalog. DESIGN GROUP. \$1.00. *Circle No. 340.*

**COUNTRY FURNITURE PLANS**—Our catalog features 26 designs—from a corner cupboard to an icebox. Our new book on finishing and refinishing will show you how to finish projects like the pros. Also included are various products for the home workshop. Send for our latest catalog (price of catalog deductible from first order. HAMMER-MARK ASSOCIATES. \$1.00. *Circle No. 370.*

**HEIRLOOM WOODEN HORSE**—A decorative piece for your home or for your children's delight. This horse will be the pride of your family for generations. Plans includes specific step-by-step instructions with full-size blueprint and material list. Free blueprint with your order. THE MASTERS PLAN. \$11.95. *Circle No. 395.*

**ANIPUZZLE™ ONE-OF-A-KIND, CHALLENGING WOODWORKER'S PROJECT**—Plans, full-size assembly drawing, and construction and finishing tips to build multi-piece, three dimensional animal puzzles. Plans for bear, pig, and anteater puzzles available. These unique puzzles are built from standard dimension lumber and the approximate finished size is 12 3/4" L x 4 1/2" W x 7 3/8" H. Perfect for display or play! Send for price list and descriptions. PKR CORP. Free. *Circle No. 410.*

**WOODWORKER'S TOY PATTERNS**—Build high quality toys that appeal to all ages. We have full-size plans for all skill levels. The instructions are clear and concise with tips to make your job easier. We are constantly adding to our line. Order our catalog now and get started! Money-back guarantee. R-D ENTERPRISES. \$1.00. *Circle No. 422.*

### LUMBER

**QUALITY EXOTIC LUMBER/TURNING WOODS**—We offer a comprehensive selection of fine quality exotic woods: Ebony, Kingwood, Tulipwood, Snakewood, African Blackwood, Cocobolo, Bloodwood, Figured Maple, Spaulded Maple, Padauk, etc. Unique and unusual turning woods and burls are also available. Send for catalog. BÉREA HARDWOODS. 25¢. *Circle No. 510.*

**EdLco — WE KNOW OUR LUMBER**—Educational Lumber Company is pleased to offer you our new catalog, stacked with excellent buys at delivered prices. Available to you are over 21 species of imported as well as domestic hardwoods, softwoods, turnings, shorts, veneers. All our lumber is kiln dried. As school shop suppliers for 35 years, we know our lumber. It is top-grade. Send today and receive your BONUS GIFT: 4 new furniture designs. EDUCATIONAL LUMBER CO., inc. \$2.00. *Circle No. 530.*

**MACASSAR EBONY**—Professionals agree it's one of the world's hardest, rarest, and most beautiful woods. Macassar is coveted by woodworkers, artists, turners, and connoisseurs for its marbelike beauty and durability. We have the largest commercial selection of dimensional stocks in the U.S., from 1 to 8 inches thick and from 4 to 20 inches wide in random lengths to 9 ft. These are virtually unavailable elsewhere at any price. As a direct importer, we offer the lowest prices anywhere with no minimum orders. Send today for a complete description, inventory and price list (refundable with first order). ART EISENBRAND, INC. \$1.00. *Circle No. 535.*

**THIN LUMBER**—Approximately 20 species of thin lumber, widths vary up to 3/4-in. Kiln dried. Turning squares. Send for price list. HARDWOODS OF ILLINOIS. 50¢. *Circle No. 545.*

**THE BEST LUMBER AT THE RIGHT PRICE**—Located in close proximity to some of the most ideal growing ranges for Red Oak, Pennsylvania grade Cherry, Hard Maple, Ash, Poplar, and other hardwoods, we can supply your needs with the highest quality hardwoods. Our experience in hardwood purchasing and our dedication to keeping our overhead low is your guarantee of low prices. No minimum order. Retail and wholesale. Send for price list. NORTH EASTERN HARDWOODS. 50¢. *Circle No. 563.*

**RARE IMPORTED EXOTIC AND DOMESTIC HARDWOODS**—The world renowned Marlin Guitar Co. sells wholesale and retail exotic wood (4/4, 6/4, 8/4) and sawn veneers (1/8" & 1/4" Sanded Stock), plus guitar parts, kits, accessories and second quality guitars. Send for catalog. SAWMILL/WOODWORKER'S DREAM. \$1.00. *Circle No. 578.*

### GENERAL WOODWORKING CATALOGS

**EVERYTHING FOR THE WOODWORKER**—Wide selection of woodworking supplies, including candle cups and

shaker pegs. Price of catalog is refundable with order. BENNY'S WOODWORKS. \$1.00. Circle No. 810.

**LIQUIDATION PRODUCTS FROM DAMARK INTERNATIONAL**—We have an entire catalog of name brand consumer products that must be liquidated for cash. DAMARK INTERNATIONAL, INC. \$1.00. Circle No. 843.

**FREE WOODWORKING CATALOG**—Buy planers, table saws, scroll saws. Direct from the factory and save. Plus portable tools, hand tools and accessories. Send for free catalog. FOLEY-BELSAW CO. Free. Circle No. 852.

**WOODWORKING TOOL CATALOG**—Complete 108-page catalog of hard-to-find hand woodworking tools. We have a stock of over 300 book titles and carry the Myford English wood-turning lathe. Also inventoried are wood finishes of all possible descriptions and carving tools unequalled anywhere in the United States. Send today for your ticket to woodworker's heaven. You too, can be turning out quality woodwork. FROG TOOL CO., LTD. \$1.00. Circle No. 853.

**MAIN TOOLS CATALOG**—1986-87 master woodworking tools catalog. Full line of the best hand tools, power tools & accessories, machinery, glues, finishing supplies, and much more. Hundreds of books included. 212 pages. All four-color. Lots of technical information. GARRETT WADE CO. \$4.00. Circle No. 855.

**PLANERS**—Heavy duty 15x6 in. planers with 2 hp. single-phase motors. Other woodworking equipment at low, low prices. Send for 1986 color catalog. GRIZZLY IMPORTS, INC. Free. Circle No. 861.

**WOODWORKING TOOLS, MACHINERY, & SUPPLIES**—W. S. Jenks & Son's new 128 page source book is packed with a full range of tools for the serious woodworker, from hand tools, to portable power tools, to woodworking machinery. Includes many imported and hard to find tools, from the best manufacturers at the most competitive prices. Send for catalog. W. S. JENKS & SON. \$2.00 (refundable with first order). Circle No. 877.

**LEIGHTUNG WORKSHOPS**—Discover fine woodworking and cabinet-making tools and hardware in our 102-page color catalog. For example: Our exclusively-designed 4-way Equi-Pressure Clamp, Cabinet Maker's Vice, Brad-Points, and Forester Bits. LEIGHTUNG WORKSHOPS. \$1.00. Circle No. 878.

**FINE WOODWORKING TOOLS CATALOG**—Lee Valley Tools catalog of fine woodworking tools and accessories has become a standard reference for woodworkers. It is a superb production containing over 400 professional photographs complemented by objective, straight-forward product designs and technical information on woodworking tools of all kinds. 220 pages, 8x11 size. LEE VALLEY TOOLS LTD. \$5.00. Circle No. 879.

**WOODWORKING TOOL CATALOGS**—R.A. Ness & Co., the Woodworkers Emporium, offers a 2-year subscription, a total of eight huge sale catalogs. Thousands of industrial quality items—machinery, hand tools, portable electric tools, and supplies—are featured at super sale prices. The fee is refundable with purchase. R. A. NESS & CO., the Woodworkers Emporium. \$4.00. Circle No. 900.

**RENOVATOR'S SUPPLY**—America's Number One source for elegant, old-style reproductions at factory-direct prices! 48 colorful pages of door, window and cabinet hardware; lighting and bathroom fixtures; and gifts for the home in brass, oak, porcelain and wrought iron. RENOVATOR'S SUPPLY. \$3.00. Circle No. 915.

**THE SOURCE, FOR ALL YOUR CABINET MAKING NEEDS**—New 160-page catalog of fine hand and power tools for cabinet makers and serious woodworkers. Features 3 sections on hardware, supplies, and cutting tools. This catalog takes the mystery out of using European hardware. A must reference for the woodworker. THE SOURCE. \$3.00. Circle No. 935.

**TOOL CITY CATALOG HAS THE TOOL OR ACCESSORY FOR YOU**—The 408-page 1986-87 Tool City Catalog is the most complete mail order catalog. It features a comprehensive selection of stationary & portable power tools; hand tools, tool accessories, hardware parts, woodworking books, and shop equipment. Priced to save you money in all categories. TOOL CITY. \$2.50. Circle No. 945.

**THE WOODWORKERS STORE**—A hundred and fourteen pages of hardwoods, veneers, wood parts, specialty hardware, kitchen accessories, finishing supplies, tools, books, and plans. Orders shipped within 48 hours. Customer satisfaction guaranteed. WOODWORKERS STORE. \$1.00. Circle No. 965.

## KITS

**MODEL BOATS**—Our colorful catalog illustrates an extensive line of radio-controlled sailboats, speedboats, and scale models. Descriptions also include running hardware kits, motors, accessories, and information about radio-controlled clubs and associations. Plus how to get an 11-min. video cassette which captures the speed and beauty of our most popular models. DUMAS PRODUCTS. \$1.00. Circle No. 1023.

**DO-IT-YOURSELF GRANDFATHER CLOCK KITS**—Direct from world's largest manufacturer of grandfather clock kits. Prices starting at under \$280 including West German Westminster chiming movement. Choose from black walnut, cherry, and oak. Other quality heirloom kits also available. Send for catalog. EMPEROR CLOCK CO. \$1.00. Circle No. 1030.

**CLOCK COMPONENTS**—Quartz movements of all types. Quartz, Westminster chime, fit-ups, bezel, and flat dials.

Hand-pointed clock dials with kits for you to assemble and sell. Clock hardware and hundreds of items to build clocks. Send for catalog and sales plan. NEWPORT ENTERPRISES. \$1.00. Circle No. 1065.

**MUSIC MAKER'S CATALOG**—St. Croix Kits' 32-page Music Maker's Catalog contains various kits in guitar, banjo, mandolin, dulcimer and harpsichord building. Each kit is rated by skill and patience level. The projects have all been selected by Jerry Brown and all kits are completely guaranteed. ST. CROIX KITS. \$1.00. Circle No. 1080.

## PUBLICATIONS

**DISCOVER GUILD OF MASTER CRAFTSMAN PUBLICATIONS**—Unique books and magazines for those who enjoy working wood. Plans and projects, handbooks on tools and techniques, guides for woodturners and woodcarvers, etc. Send for our free catalogue of books collected from around the world. Details of The Society of Wood Craftsmen sent with every catalogue. GUILD OF MASTER CRAFTSMAN PUBLICATIONS. Free. Circle No. 1125.

**THE WOODWRIGHT'S WORKBOOK**—The latest book by America's favorite woodwright, Roy Underhill. Includes illustrated plans for projects from his 1986-87 TV series plus popular projects from past shows. Roy returns to PBS this Oct. with a new 13-wk. series of "The Woodwright Shop." Write for information on his new book & 2 previous books. UNIV. OF NO. CAROLINA PRESS. Free. Circle No. 1185.

**WHAT ARE YOUR OLD TOOLS WORTH?**—New Illustrated Collector's Guide gives history and current dealer and auction prices for the products of Stanley, Bailey, Disston, KeenKutter, Sargent, Simmons, Winchester, and dozens of lesser known brands made from 1840 to 1940. Just a few of the over 5,000 items described and priced: adzes, anvils, axes, braces, chisels, compasses, dividers, hammers, hatchets, knives, lathes, levels, planes, plumb bobs, routers, rules, saws, screwdrivers, spoke shaves, wrenches, and wheelwright's items. Over 2,000 illustrations. First edition, 230 pages, 9x12 in. paperback. Library of Congress #84-50055. Now is the time to identify and price all of your old tools. Just one find could pay for this new book, many times over! WINDMILL PUBLISHING CO. \$14.00. Circle No. 1190.

## SHOP ACCESSORIES

**RIPSTRATE SAVES FINGERS**—for table saw and radial arm saw users. Brochure describes the RIPSTRATE and shows how it gives straighter cuts, speeds, the work, prevents kickbacks, and keeps hands away from the blade. FISHER HILL PRODUCTS. 25¢. Circle No. 1235.

**EASY DOES IT**—with HTC'S power tool accessories. Discover many unique items, designed only with you, the dedicated woodworker, in mind. Make your machinery safer, increase the working area of your shop and accomplish nearly impossible tasks easily, quickly, accurately. Full-line catalog and price list. HTC PRODUCTS, INC. \$1.00. Circle No. 1245.

**WOOD MOISTURE METER**—Avoid moisture problems such as cracking, warping, splitting, delamination etc. by using a moisture meter, as described in the latest brochure. Moisture Meter Mini-Ligno is designed for serious hobbyists and woodworkers. Attachments for depth measurements and remote reading during air and kiln drying are available. Available Moisture Range 6-20%, 6-36% or 4-30%, 4-60%. Catalog describes complete line of moisture meters. LIGNOMAT USA, LTD. 50¢. Circle No. 1250.

**CUT A PERFECT CIRCLE IN 30 SECONDS**—Now there is a simple jig to cut perfect circles on any size bandsaw. Easy on and off. Information on this and other timesavers for the small handcraft and woodworker. Price refundable with order. OWENHOUSE CRAFTS. \$1.00. Circle No. 1260.

**WHOLESALE SANDPAPER, SANDING BELTS, SANDING DISCS**—SUPERGRIT offers its quality line of abrasive products at wholesale prices directly to the consumer. Full or partial box orders welcomed. \$25 minimum order. Prompt, free UPS shipment to most areas. Literature, price list. RED HILL CORP. 50¢. Circle No. 1267.

**PROFESSIONAL SANDING EQUIPMENT**—Sand-Rite's Brush Head sands moldings and intricate carvings without losing detail or shape of the part. Pneumatic drum gives quick and excellent results on contoured shaped parts. Everything we sell is industrial quality. Send for brochure. SAND-RITE. Free. Circle No. 1275.

**FREE: HOW TO SAVE TIME AND MATERIAL**—Work with confidence and control. SHOPHELPER Safety Guides provide stability, to help eliminate binding, chatter, and kickback. With an extra pair of hands from SHOPHELPER you can hold work firmly on table and radial saws, shapers, band saws, and others. Complete information from WESTERN COMMERCIAL PRODUCTS. Free. Circle No. 1290.

**THE ULTIMATE DOVETAIL JIG**—Industrial quality Dovetail Jig for producing perfect machine, hand-typed, and sliding Dovetails using your router. WOODMACHINE CO. 25¢. Circle No. 1298.

## BITS, BLADES CUTTING TOOLS

**BANDSAW BLADES FOR MOST ANY TYPE BANDSAW**—both wood and metal cutting. Also circular saw blades, router bits, sanding belts and discs. Send for catalog. BUCKEYE SAW CO. \$1.00. Circle No. 1307.

**CARBIDE TIPPED ROUTER BITS AND SHAPER CUTTERS**—Over 400 router bits and shaper cutters displayed in catalog featuring 6 piece cabinet sets, 3 piece 1/2-in. shank router bit panel raising system, and 3 wing industrial shaper cutters. An outstanding selection of top quality shaper cutters available in 1/2-in., 1 1/4-in. bore, and router bits offered in 1/4-in. and 1/2-in. shank at the industry's best factory direct prices. CASCADE PRECISION TOOL CO. \$1.00. Circle No. 1315.

**CUTTING TOOLS**—Freud provides the finest in handtools and carbide cutting tools. From chisels and planes to saw blades and router bits. All this and more. Send for catalog. FREUD. \$1.00. Circle No. 1321.

**MERLE ADJUSTABLE CORNER CLAMP**—Quick & easy to use. Fully adjustable from 2 1/2" to 36x36 in. Perfect for clamping picture frames, cabinets, or anything that requires 90° corner clamping. The Merle Clamp is cast aluminum & steel construction, a true industrial quality tool. Send today for information. MLCS LTD. Free. Circle No. 1351.

**SAW BLADE VALUES**—are only part of Olson Saw's free literature package. A huge selection of resin-on-resin abrasives, wood/forstner bits, and "giant killer" professional carbide tipped circular saw blades are offered, in addition to our standard line of band, scroll, fret, jewelers, spiral, and coping saw blades. OLSON SAW CO. Free. Circle No. 1365.

**LOW PRICE CARBIDE & SABRE SAW BLADES**—High quality, low cost, carbide table and radial arm saw blades. 12-in. diameter thin kerf to 6 1/2-in. diameter nail cutters. Diamond or 9/16-in. arborers. Why pay \$2.00 each for sabre/jig saw blades? 20 pc. assortment \$9.95 or 75 pc. assortment \$19.95 (contains metal, wood, scroll blades). We have drill bits, diamond whetstones, and more. Satisfaction guaranteed. TEXAS MERCHANDISERS. 50¢. Circle No. 1382.

**DOOR SHOP® MANUAL AND CATALOG**—The 37-page Door Shop® manual is clearly written and beautifully illustrated with over 156 detailed drawings covering the complete process of door building. Each section covers proper methods and exact set-ups for the router, including how to recognize and correct for errors. There are sections covering design, lumber selection, measuring, panel raising, rail and stile fitting, guides, clamping, gluing, and finishing. This is the most comprehensive manual out today. When you purchase the Door Shop® manual for \$5.00 you also receive Zac's 26-page router bit and shaper cutter catalog free. And as an extra bonus you receive a hardwood door corner sample with your catalog order. \$5.00 rebated with purchase. ZAC PRODUCTS INC. \$5.00. Circle No. 1395.

## HARDWARE/WOOD PARTS

**SQUARE DRIVE SCREWS**—Once you try them, you will never want to use anything else! The square drive recess virtually eliminates work-damaging driver bit "cam-out," the "lo-root" thread design results in superior holding power; and they are heat treated for strength. Sizes from #6 x 1/2" to #12 x 3", with brass plated, solid brass, and zinc plated available. Quantity discounts. Send for literature. McFEELY HARDWOODS. 25¢. Circle No. 1450.

**WOODWORKER'S SPECIALTIES**—48-page catalog of plans and hard-to-find hardware for woodworkers. Dozens of wood toy plans & accessories, including wood wheels, fenders & decals. Also wood turnings, brass hardware, canister liners, stencil supplies, & wood cutouts. MEISEL HARDWARE SPECIALTIES. \$1.00. Circle No. 1455.

## INCOME OPPORTUNITIES

**AMITY, NATION'S #1 QUALITY FURNITURE RESTORATION CO. SINCE 1971**—New 1987 product catalog featuring: Complete restoration systems - Amity's new paint remover with Purge-All, removes stains, dyes, and silicone - Non-flammable water based stains and finishes - Nationally renowned Amity 1-2-3 wipe on finishes - Perma-Fuse repair kit repairs and replaces broken and missing parts. Regional workshops in your area. AMITY. \$1.00. Circle No. 1605.

**DEVELOP A PROFITABLE SECOND INCOME**—in your spare time making small, unique bandsaw boxes. This unpublicized, little-known technique allows you to turn common inexpensive lumber and scraps into valuable utility boxes for the home and office. High demand in gift shops, stationery stores and craft fairs. Fully illustrated instruction booklet of 15 original and profitable designs. Satisfaction guaranteed. BOX-ART. \$10.00. Circle No. 1615.

**MARLIN WOODCARVERS AND ACCESSORIES**—make sign carving easy and profitable. The machines do all the work! Begin your full or part-time business by ordering our brochure and price list, MARLIN INDUSTRIES. \$1.00. Circle No. 1659.

**MAKE MONEY IN FURNITURE RESTORATION THE MINUTEMAN WAY**—Earn \$200-\$1000 per day stripping, repairing, refinishing, mirror resilvering, and/or veneering, at home or in shop, spare time or full time. We provide complete free training; no experience necessary. Free workshop teaches you latest in furniture restoration. You have to see it to believe it! Send for catalog. MINUTEMAN. \$1.00. Circle No. 1667.

**MISCELLANEOUS**

**PERSONALIZED BRANDING IRON** — Personalize your finished projects with BrandMark's solid brass branding iron. Easy to use, lasts for years, satisfaction guaranteed. Makes an ideal gift. See ad elsewhere in this issue or send for brochure. BRANDMARK. 25¢. Circle No. 1905.

**MAKE WOODEN TOYS** — Whirligigs, doll houses, swing sets, classic autos, furniture and crafts with our plans, kits, parts, and supplies. For all skill levels. Also parts (toy, craft, game, and furniture) and dimensional lumber in maple, oak, walnut, and cherry along with specialty brass parts, tools, books, organizers and finishes. Send for color catalog subscription. CHERRY TREE TOYS, INC. \$1.00. Circle No. 1918.

**THE CUSHION CONTOUR SANDER** — is a new concept in pneumatic drum sanding. Sanding sleeves are slid over an air bag (inflated with a hand tire pump) on an arbor to mount it between centers on a wood lathe. Drum effectively takes on profiles, curves, and bevels practically eliminating flat spots and chatter marks. INDUSTRIAL ABRASIVES CO. Free. Circle No. 1976.

**LETTER LAYOUT GUIDES** — Brochure containing complete information about a new product of special interest to scroll sawers, carvers, and wood sign makers. A lettering guide to layout large letters and numbers to be cut in wood or other materials. Made from a durable plastic material for years of use. Price of brochure is refundable with first order. SEVCO SALES CO. \$1.00. Circle No. 2057.

**SLEEVELESS DRUM SANDERS**—Economical—simply cut sandpaper from standard size sheets. Unique way of holding sandpaper to drum—a twist of the key tightens. Sponge rubber backing insures long wear of sandpaper. Sanders can be used on drill press, small motor, lathe, combo-tools, radial saw, hand drill, and other revolving devices. Send for brochure. SINGLEY SPECIALTY CO., INC. 50¢. Circle No. 2063.

**CARVING SUPPLIES**

**DECOY AND WOOD CARVING CATALOG**—Our 1988 catalog displays an extensive selection of supplies, tools, and wood for decoy and wood carvers; many one-of-a-kind and hard-to-find items (from Henry Taylor carving chisels to power carving tools). Many items can be used for miniature building, model making, and in the jewelry trade. Over 1500 items. CRAFTWOODS. \$1.00. Circle No. 2108.

**DECOY AND WOOD CARVERS WISHBOOK**—48-page catalog features wide selection of tools and supplies for decoy carvers, wood carvers, wood turners. Chisels, gouges, sharpening stones, precision grinding tools, Fordom tools, Fire Brush burners, pneumatic sanders, glass eyes, pewter feet, patterns, paints, reference books. P. C. ENGLISH, INC. Free. Circle No. 2115.

**CARVERS' & ARTISTS' SUPPLIES!**—Now you have a sourcebook for the most sought-after supplies for your pursuits! Thousands of decoy carving patterns; kolinsky sable artist brushes; acrylic, alkyd, and oil paint; carving knives and gouges; Fordom & Dremel moto tools; hundreds of moto tool cutters and accessories. 80 pages, over 4500 items! C. J. HUMMUL CO. Free. Circle No. 2130.

**WOOD CARVERS SUPPLY INC.**—offers you the widest array of wood carving supplies in the USA. We offer products for turning, checkering, cabinet making, log building, instrument making, and more. Everything is backed by a 32-year reputation for service and our famous 30-day money-back guarantee. Send for 2-year subscription to our color catalog. WOOD CARVERS SUPPLY INC. \$2.00. Circle No. 2190.

**CLAMPS**

**PERFECT EDGE-JOINING EVERYTIME** — "Duo-Clamp" holds your boards flat while applying uniform yet firm pressure to squeeze out excess glue. Bowing totally impossible. The need for a surface planer is eliminated; a light belt sander finishes your job. Patent applied for. Easily assembled and unconditionally guaranteed. Made of sturdy maple. Send for information. MARK PRODUCTS. 25¢. Circle No. 2255.

**CLOCKS**

**BUILD HEIRLOOM CLOCKS** — Now create beautiful heirloom quality clocks right in your own home. Choose from magnificent chiming grandfather clocks to charming wall clocks. 24-page catalog also offers a selection of music boxes, music movements, traditional barometers, and a huge variety of quartz movements and dials for custom clock building. Satisfaction guaranteed. CRAFT PRODUCTS CO. Free. Circle No. 2320.

**A FREE COLOR CATALOG FROM CLOCKIT**—details hundreds of clock and wood kits, plans, quartz or mechanical clock movements, dials, hands, tools, and other components for the experienced or beginning craftsman. CLOCKIT. Free. Circle No. 2335.

**POWERMATIC**



**Call For Our Low Prices!** We carry the entire Powermatic line at very attractive prices. Please call for our prices on the Model 66 and other Powermatic machines. You'll be glad you did!

Model 66 Table Saw with 50" Biesemeyer Rip Fence. 3HP, 1PH or 5HP, 3PH motor FOB our Warehouse.

**Mini-Max**



**World's Best Jointer-Planer**  
**FS35 Jointer-Planer \$2195**  
 Length 63" Width 13 1/2" Weight 719 lbs.  
 3HP, 1PH or 3HP, 3PH Motor

Please call or write for more information on the FS35 jointer-planer. We stock the entire Mini-Max line. Please call for our prices. FOB our Warehouse. Call for discounted freight rates.

**MAKITA**

|                   |                            |       |
|-------------------|----------------------------|-------|
| B04510            | 4" finishing sander        | \$49  |
| 1100              | 3 1/4" planer kit          | \$179 |
| 1805              | 6 1/4" planer kit          | \$277 |
| 2708              | 1 1/2" table saw           | \$229 |
| 3612BR            | plunge router              | \$189 |
| GUIDES for 3612BR |                            | \$ 28 |
| 3601B             | 1/2" router                | \$118 |
| 3700B             | 1/2" trimmer               | \$ 95 |
| 4301BV            | orbital jig saw            | \$139 |
| 5007NB            | 7 1/2" circular saw        | \$109 |
| 6000R             | 3/4" clutch drill          | \$119 |
| 6012HDW           | 3/4" cordless clutch drill | \$109 |
| 9900B             | 3x21 belt sander           | \$129 |
| 99624DB           | 3x24 belt sander           | \$139 |
| 9401              | 4x24 belt sander           | \$159 |
| 98202             | blade sharpener            | \$169 |

**RYOBI SPECIALS**

|        |                             |       |
|--------|-----------------------------|-------|
| S500A  | 3 x 4 1/2 Pad Sander        | \$ 39 |
| SU6200 | 1/2 Sheet Pad Sander        | \$ 99 |
| B7075  | 3 x 21 Dustless Belt Sander | \$105 |
| B7100  | 3 x 24 Dustless Belt Sander | \$121 |
| B7200A | 4 x 24 Dustless Belt Sander | \$148 |
| R151   | 1 HP Plunge Router          | \$ 89 |
| R501   | 2 1/4 HP Plunge Router      | \$159 |
| TR30U  | Trimmer                     | \$ 72 |
| TS380  | 14" Miter Saw               | \$369 |



10" width of cut  
 13 Amp, 110V Motor  
 Powerfeed  
**CALL FOR OUR PRICE!**  
**AP-10 Thickness Planer**

**FREUD SPECIALS**

|            |                          |       |
|------------|--------------------------|-------|
| TT108      | 8 pc. turning tool set   | \$ 47 |
| 90-100     | 15 pc. router bit set    | \$139 |
| 92-100     | 26 pc. router bit set    | \$284 |
| 94-100     | 5 pc. router cabinet set | \$159 |
| FB-100     | 16 pc. Forsliner Bit Set | \$159 |
| EC-900     | 5 pc. shaper cabinet set | \$264 |
| EC-209-213 | raised panel cutters     | \$ 77 |
| EC-260     | 3/4" cabinet door set    | \$157 |

**Sawblades**

|                    |                      |       |
|--------------------|----------------------|-------|
| LM72M              | 10" 24T rip blade    | \$ 38 |
| LU73M              | 10" 60T, ATB cutoff  | \$ 38 |
| LU84M              | 10" 50T, combination | \$ 38 |
| Set of three above |                      | \$107 |
| LU82M              | 10" 60T, triple chip | \$ 42 |
| LU85M              | 10" 80T, super blade | \$ 59 |
| DS308              | 8" dado              | \$ 95 |
| DS308              | 8" dado              | \$109 |
| JS100              | plate joiner         | \$169 |
| JD200              | 1000 biscuits        | \$ 29 |
| FI100              | spare cutter         | \$ 34 |

**HITACHI**

|         |                |        |
|---------|----------------|--------|
| F-1000A | Jointer-Planer | \$1395 |
| CB75F   | Resaw Bandsaw  | \$1645 |
| C15FB   | 15" Miter Saw  | \$409  |
| C10FB   | 10" Miter Saw  | \$279  |
| TR12    | Plunge Router  | \$173  |

**PORTER CABLE**

|     |                              |       |
|-----|------------------------------|-------|
| 518 | 3HP Speedtronic Router       | \$323 |
| 630 | 1HP Router                   | \$ 93 |
| 690 | 1 1/2HP Router               | \$124 |
| 310 | Laminate Trimmer             | \$124 |
| 312 | Offset Laminate Trimmer      | \$133 |
| 319 | 1 1/2" Base Laminate Trimmer | \$138 |
| 330 | Speed Block Sander           | \$ 54 |
| 352 | 3 x 24 Dustless Belt Sander  | \$130 |
| 360 | 3 x 24 Dustless Belt Sander  | \$185 |
| 362 | 4 x 24 Dustless Belt Sander  | \$198 |



**555 PLATE JOINER**  
 Belt Drive for quieter operation. D-handle design for easy handling. Allows precise alignment for critical fit.  
**CALL FOR OUR PRICE!**

**LEIGH**

|          |  |       |
|----------|--|-------|
| TD514L   | 24" dovetail jig with 1/2" bits for 1/2" dovetails | \$239 |
| D1258-12 | New 12" jig for through and half blind dovetails   | \$245 |
| D1258-24 | New 24" jig for through and half blind dovetails   | \$269 |

*Optional Bits in Stock*

Orders over \$35.00 include delivery unless otherwise noted. Prices subject to change without notice

**The Xylophile's Company**

138 E. Loudon Ave. • Lexington, KY 40505

1-800-354-9083 — M/C VISA — (606) 254-9823

**Information**

WORTH WRITING FOR

TO ENSURE PROMPT HANDLING OF YOUR ORDER FOLLOW THESE INSTRUCTIONS:

- Circle your choice
- Enclose check or money order for cost of booklets plus \$1.00 service charge (no stamps/foreign)
- Send coupon and remittance to address above
- ALLOW 4-6 WEEKS FOR DELIVERY
- Coupon expires December 13, 1988

**WOOD SUBSCRIPTION**

1. A 1 year WOOD subscription (6 issues) for \$18.00 — a \$3.00 savings off newsstand rate. Allow 6-8 weeks for first issue. Add \$6.00 outside U.S. Be sure to include payment with total below.

**FREE LITERATURE**

Circle numbers below corresponding to items in this issue. Please include \$1.00 for handling charge

|      |      |       |       |       |       |
|------|------|-------|-------|-------|-------|
| 61.  | 410. | 1125. | 1290. | 1976. | 2320. |
| 98.  | 852. | 1185. | 1351. | 2115. | 2335. |
| 270. | 861. | 1275. | 1365. | 2130. |       |

**PRICED LITERATURE**

Numbers below refer to items on which there is a charge. Please include proper remittance.

|               |                |                |                |                 |                 |                 |
|---------------|----------------|----------------|----------------|-----------------|-----------------|-----------------|
| 4.....\$1.00  | 96.....\$1.00  | 370.....\$1.00 | 843.....\$1.00 | 965.....\$1.00  | 1267.....50¢    | 1615..\$10.00   |
| 47.....\$1.00 | 97.....\$1.00  | 395..\$11.95   | 853.....\$1.00 | 1023.....\$1.00 | 1298.....25¢    | 1659.....\$1.00 |
| 48.....\$1.00 | 138.....\$1.00 | 422.....\$1.00 | 855.....\$4.00 | 1030.....\$1.00 | 1307.....\$1.00 | 1661.....\$1.00 |
| 51.....\$1.00 | 160.....\$1.00 | 510.....25¢    | 877.....\$2.00 | 1065.....\$1.00 | 1315.....\$1.00 | 1905.....25¢    |
| 52.....50¢    | 310.....\$2.00 | 530.....\$2.00 | 878.....\$1.00 | 1080.....\$1.00 | 1321.....\$1.00 | 1918.....\$1.00 |
| 54.....\$1.00 | 315.....\$1.00 | 535.....\$1.00 | 879.....\$5.00 | 1190..\$14.00   | 1382.....50¢    | 2057.....\$1.00 |
| 64.....50¢    | 320.....\$1.00 | 545.....50¢    | 900.....\$4.00 | 1235.....25¢    | 1395.....\$5.00 | 2063.....50¢    |
| 90.....\$1.00 | 325.....50¢    | 563.....50¢    | 915.....\$3.00 | 1245.....\$1.00 | 1450.....25¢    | 2108.....\$1.00 |
| 93.....\$1.00 | 336.....\$1.00 | 578.....\$1.00 | 935.....\$3.00 | 1250.....50¢    | 1455.....\$1.00 | 2190.....\$2.00 |
| 94.....\$1.00 | 340.....\$1.00 | 810.....\$1.00 | 945.....\$2.50 | 1260.....\$1.00 | 1605.....\$1.00 | 2255.....25¢    |

Name (please print) \_\_\_\_\_  
 Address \_\_\_\_\_  
 City \_\_\_\_\_  
 State \_\_\_\_\_ Zip Code \_\_\_\_\_

**I AM ENCLOSING:**  
 \$\_\_\_\_\_ for priced items  
 \$ 1.00 for handling  
 \$\_\_\_\_\_ total remittance

# The Bulletin Board

## WOODWORKING FACTS, FACES, AND FABLES

### OVERBEARING OAK

Of all North American forest trees commercially harvested, oak offers loggers the greatest number of choices — 74 species.

### TREE COUNT: U.S.A.

According to the U.S. Department of Agriculture's handbook *Checklist of Native and Naturalized Trees of the U.S.*, 679 species of native trees grow in the continental United States. Florida claims the most with 314. Alaska has the fewest — 32. In addition, the USDA reports 69 foreign species introduced to the U.S. have adapted and now survive and reproduce naturally.

 Print this article

### TOOTHPICKS PRY AWAY AT IMPORTS

U.S. toothpick manufacturers have dropped from 20 to three since WWII. Flossing is partly to blame, but the decline primarily stems from less costly imports, says the *Wall Street Journal*.

Diamond Match Company's plant in West Peru, Maine, survives. The streamlined operation stamps out about 40 million flat birch toothpicks daily. A single tree yields 400,000. Another, the Forster Manufacturing Co., in Wilton, Maine, intends to clean up with a new design. It's square in the middle and round on the ends.

### CHOPSTICKS PICK UP ON EXPORTING

In Minnesota's Iron Range community of Hibbing — an area hard hit by imported Japanese steel — displaced miners turn the tables. They export a resource as abundant as iron ore: aspen, in chopstick form.

Lakewood Industries' plant manager Scott Karppinen says they turn 65,000 cords of veneer quality aspen per day into 6 million pairs of 8"-long disposable chopsticks for direct shipment to Japan.

### YEW GOTTA BE TOUGH



Researchers from Imperial College, England, believe that the yew used in some English medieval longbows demanded Rambo-type archers. Examination of old longbows retrieved from a warship sunk in 1545 shows that the wood was exceptionally close grained. Factoring the close grain with the length of the bow, they estimate longbowmen averaged 6' tall and were strong enough to draw and hold a pull of 100 pounds! By comparison, today's recurved hunting bow requires a mere 60 pounds of pull. No wonder longbowmen could rout the enemy from 200 yards.



Missouri high schooler captures \$500 prize in Dremel's annual contest for his oak and walnut doll chair.

### YOUNG DESIGNERS CASH IN

Henry Burkemper, a high school sophomore from Elsberry, Missouri, turned his Cabbage Patch folding wood chair into a \$500 cash prize in Dremel's Seventh Annual Creative Project Scholarship Contest. Made of oak and walnut, Henry's chair scooped junior division honors for design originality, workmanship, and completeness of project plans.

Junior Jon Henke, of Blue Earth, Minnesota, claimed top honors in the senior division with a polar bear he carved from soapstone.

High school students from across the nation entered more than 350 projects in the competition designed "to encourage students to combine imagination and craftsmanship," according to Robert E.

Ludwig, of the Racine, Wisconsin, based company. Judges included Jim Downing, design editor of *WOOD*, and professional designers Carl Bullmore and Dale Staehle. "The number of quality projects was unbelievable" notes Downing. "But lots of kids lost out because they didn't include plans or submitted only incomplete ones."

In this contest, schools win, too. Dremel donates shop equipment to the schools of the 10 cash prize winners in each of two divisions: *junior*, for 9th and 10th grade students, and *senior*, for 11th and 12th grade students.


For entry forms, write: *Dremel Creative Contest*, 4915 21st St., Racine, WI 53406. The next entry deadline: February 22, 1988. ♣

# CLASS ACTION

with PowerStars II



Model 141  
14" Band Saw  
¾ HP-single/3 phase  
\$1169.00



Model 180  
18" Planer  
5 HP-single phase  
7½ HP-three phase  
\$3999.00




Model 30B  
Belt & Disc Sander  
1½ HP-single/3 phase  
\$969.00



Model 60  
8" Jointer  
2 HP-three phase  
1½ HP-single phase  
\$1299.00



Model 26 Shaper  
2 HP-single/3 phase  
\$1399.00



Model 66  
10" T.A. Saw  
2 HP-single/3 phase  
\$1499.00

**W**hen PowerStars first came on the scene, home and professional hobbyists, start-up users and serious craftsmen finally had the chance to bring real quality into their workshops.

With the introduction of PowerStars II, the evidence continues to mount: Powermatic's standard of rugged dependability, precision machining, and strict quality control. Excellent service and

easy-to-get parts. Unique features that provide strength, accuracy and longevity. Machines that make consistently better product and hold their value over time.

If you're only looking at front end costs we don't have a case. But judge us fairly.

If you really take pride in the work you do, investigate PowerStars II. Add real class to your action.

**Better By Design™**  
**POWERMATIC**

A DIVISION OF STANWICH INDUSTRIES, INC.  
MCMINNVILLE, TN 37110 1-800-248-0144  
TELEX - 554455 FAX # 615/473-7819

Call your local Powermatic distributor for details. Or call Powermatic for the name of the stocking distributor nearest you.

Powermatic features only America's best: motors, controls, inspection, parts and service — all across the nation. Rugged cast iron construction. Efficient high-torque motors.

# Settle for more.

**DELTA**  
Industrial

**DELTA**  
Industrial Quality

**DELTA**  
Quality

Cat. No. 35-619  
10"x60TC&F 5/8" Bore  
9000 Max. RPM

# For less.

You won't find better quality carbide-tipped saw blades than the ones we make. They help your Delta saw — or just about any other saw — perform at peak efficiency. And right now, eight of our most popular carbide-tipped blades are on sale at participating Delta distributors.

**Sale prices.  
And a no hassle guarantee.**

At prices like these, now you can afford to settle for *more*. Because like our saws, Delta carbide-tipped blades are designed to give you more cutting performance and service life. In fact, we're so sure you'll like them that we're offering this guarantee: if your Delta

| Cat. No.                             | Description                | Sug. Price | Sale Price     |
|--------------------------------------|----------------------------|------------|----------------|
| <b>Combination/Planer</b>            |                            |            |                |
| 35-606                               | 9"x40 ATB&R                | \$82.05    | <b>\$46.75</b> |
| 35-617                               | 10"x50 ATB&R               | \$87.60    | <b>\$46.75</b> |
| 35-657                               | 12"x60 ATB&R*              | \$91.60    | <b>\$66.00</b> |
| <b>Miter Box</b>                     |                            |            |                |
| 35-619                               | 10"x60 TC&F                | \$105.40   | <b>\$49.50</b> |
| <b>Sawbuck® Frame &amp; Trim Saw</b> |                            |            |                |
| 35-593                               | 8"x48 TC&F                 | \$92.20    | <b>\$49.50</b> |
| <b>Special Purpose</b>               |                            |            |                |
| 35-611                               | 10"x18 FT (Rip)            | \$74.60    | <b>\$43.50</b> |
| 35-614                               | 10"x48 ATB<br>(Ply & Comp) | \$98.15    | <b>\$46.75</b> |
| 35-624                               | 10"x80 TC&F<br>(Laminates) | \$137.60   | <b>\$82.50</b> |

\*1" arbor hole. Others 5/8" arbor hole.

carbide-tipped saw blade doesn't perform as well as any blade you've ever used, simply return it to your Delta distributor.

We'll replace it or refund your money. No questions asked.

So hurry. The sale ends December 31, 1987. And if you miss the opportunity to get a Delta carbide-tipped saw blade at these prices — you may have to settle for something less.

For the name of your nearest Delta distributor call toll-free:  
Delta International Machinery Corp.,  
800/438-2486 (in PA, 800/438-2487).  
In Canada call 519/836-2840.

**DELTA**  
Building On Tradition